



WEEKLY OFFER






09/05/2025 - 17/05/2025

XXLIVE
Including Prematch

09/05/2025 09:13:00

Table of contents

(7.6.3.0)

 Soccer	2	Scotland	54	World	90
Argentina	2	Singapore	55	 Volleyball	92
Armenia	4	Slovakia	55	Belgium	92
Australia	4	Slovenia	55	France	92
Austria	5	South Africa	56	Hungary	92
Azerbaijan	6	South Korea	56	Italy	92
Bahrain	6	Spain	57	Poland	92
Bangladesh	6	Sweden	60	 Badminton	93
Belgium	7	Switzerland	63	World	93
Bolivia	7	Tajikistan	64	 American Football	93
Bosnia and Herzegovina	8	Trinidad and Tobago	64	North America	93
Brazil	8	Turkey	64		
Bulgaria	10	Ukraine	66		
Cambodia	10	United Arab Emirates	66		
Canada	11	USA	66		
Chile	11	Uzbekistan	70		
China	12	Venezuela	71		
Colombia	14	Vietnam	72		
Croatia	15	World	72		
Cyprus	16	 Tennis	75		
Czech Republic	16	World	75		
Denmark	18	 Basketball	78		
Ecuador	19	America	79		
Egypt	20	Argentina	80		
England	20	Austria	80		
Estonia	23	Brazil	80		
Ethiopia	23	Bulgaria	80		
Faroe Islands	24	China	81		
Finland	24	Croatia	81		
France	25	Czech Republic	81		
Georgia	27	France	82		
Germany	27	Germany	83		
Greece	32	Greece	83		
Guatemala	32	Hungary	83		
Hong Kong	32	Israel	83		
Hungary	33	Italy	84		
Iceland	33	Japan	84		
Indonesia	35	Lithuania	84		
Ireland	36	Poland	85		
Israel	37	Portugal	85		
Italy	37	Romania	85		
Jamaica	39	Slovakia	85		
Japan	39	Slovenia	85		
Kazakhstan	41	South Korea	85		
Kenya	41	Spain	86		
Latvia	42	Sweden	86		
Lithuania	43	Switzerland	86		
Malta	43	Turkey	87		
Mexico	44	Uruguay	87		
Netherlands	44	World	87		
Northern Ireland	46	 Ice Hockey	87		
Norway	46	North America	88		
Panama	48	World	89		
Paraguay	48	 Handball	89		
Peru	49	Denmark	90		
Poland	49	France	90		
Portugal	51	Norway	90		
Romania	53	Sweden	90		
Saudi Arabia	54				

Soccer



Argentina

Copa Argentina, Argentina				1 X 2			Double Chance			Handicap				Total			Both to Score	
No.	Date c	Home team	Away team	1	X	2	1X	12	X2		1	X	2		▼	▲	Yes	No
37E	Sun 20:30	Central Cordoba...	Gimnasia Y Esgr...	5.90	3.60	1.50	2.20	1.20	1.07	1:0	2.30	3.30	2.65	2.5	1.60	2.05	2.10	1.60

Liga Profesional, Argentina				1 X 2			Double Chance			Handicap				Total			Both to Score	
No.	Date c	Home team	Away team	1	X	2	1X	12	X2		1	X	2		▼	▲	Yes	No
8B	Sat 19:00	San Lorenzo de A..	Tigre	2.25	2.85	3.35	1.28	1.32	1.50	0:1	5.30	3.60	1.55	1.5	2.15	1.60	2.30	1.50
69A	Sat 21:30	Rosario Central	Estudiantes de L...	2.30	2.80	3.40	1.26	1.32	1.55	0:1	5.20	3.70	1.55	1.5	2.30	1.50	2.25	1.55
4AH	Sat 23:45	Racing Club de A...	Platense	1.80	3.35	4.40	1.12	1.26	1.90	0:1	3.50	3.30	1.90	2.5	1.50	2.25	2.15	1.60
46F	Sun 02:00	Boca Juniors	Lanús	1.95	3.15	3.80	1.18	1.28	1.75	0:1	3.90	3.45	1.75	1.5	2.45	1.48	2.15	1.55
18	Sun 20:30	Club Atletico Ind...	Independiente R...	1.60	3.35	5.50	1.10	1.24	2.10	0:1	2.95	3.30	2.15	2.5	1.55	2.35	2.20	1.55
57F	Sun 23:00	Argentinos Junio...	Instituto	1.60	3.50	5.50	1.09	1.25	2.10	0:1	2.85	3.25	2.15	2.5	1.50	2.30	2.20	1.55
578	Mon 01:30	Huracan	Deportivo Riestra	1.90	2.95	4.30	1.14	1.30	1.75	0:1	3.80	3.30	1.80	1.5	2.25	1.55	2.35	1.50
27CE	Tue 01:30	Club Atletico Riv...	Barracas Central	1.35	4.50	9.25		1.10	3.00	0:1	2.10	3.30	3.15	2.5	1.65	2.05	2.45	1.46

Primera B Metropolitana, Argentina				1 X 2			Double Chance			Handicap				Total			Both to Score	
No.	Date c	Home team	Away team	1	X	2	1X	12	X2		1	X	2		▼	▲	Yes	No
147C	Sat 01:00	Excursionistas	Deportivo Armen...	2.25	2.75	3.45	1.26	1.30	1.48	0:1	5.00	3.70	1.55	1.5	2.20	1.50	2.15	1.55
279D	Sat 18:35	Real Pilar	Dock Sud	2.00	3.30	3.30	1.24	1.22	1.60	0:1	3.80	3.70	1.70	2.5	1.55	2.15	1.95	1.65
27AC	Sat 20:00	Brown de Adrogu...	Club Social y Dep...	1.90	2.95	4.10	1.16	1.28	1.70	0:1	3.50	3.60	1.80	2.5	1.55	2.15	1.90	1.70
278A	Sat 20:30	UAI Urquiza	Deportivo Merlo	2.50	3.10	2.65	1.36	1.26	1.42	1:0	1.44	3.90	5.90	1.5	2.20	1.55	2.30	1.48
279F	Sat 20:30	Argentino de Me...	Deportivo Laferr...	1.85	3.25	3.80	1.16	1.22	1.75	0:1	3.50	3.50	1.80	1.5	2.40	1.45	2.15	1.55
279C	Sat 20:30	Sportivo Italiano	Sacachispas	2.20	2.85	3.25	1.25	1.32	1.50	0:1	5.00	3.60	1.55	1.5	2.20	1.55	2.30	1.48
239B	Sat 20:30	Villa Dálmine	Flandria	1.75	3.05	4.40	1.10	1.28	1.85	0:1	3.50	3.40	1.90	1.5	2.20	1.50	2.30	1.48
27AB	Sat 20:30	Acassuso	Club Comunicaci...	1.95	3.05	3.70	1.20	1.26	1.65	0:1	4.00	3.50	1.70	1.5	2.40	1.45	2.10	1.55

Opening

Team	Matches played	Wins	Draws	Losses	Goals difference	Points		Home matches			Away matches		
								Wins (home matches)	Draws (home matches)	Losses (home matches)	Wins (away matches)	Draws (away matches)	Losses (away matches)
1st Midland	13	6	6	1	9	24	D, D, D, D, W, ...	3	2	1	3	4	0
2nd Real Pilar	13	6	5	2	8	23	W, D, D, L, D, ...	3	2	1	3	3	1
3rd Villa San Carlos	14	7	2	5	2	23	L, D, W, L, W, ...	5	1	1	2	1	4
4th CSD Liniers	13	6	3	4	9	21	L, D, W, L, W, ...	4	0	3	2	3	1
5th Dock Sud	14	5	6	3	3	21	D, W, D, D, W, ...	2	4	1	3	2	2
6th Argentino Me...	14	5	5	4	2	20	W, D, D, W, W, ...	2	2	3	3	3	1
7th Acassuso	13	5	4	4	1	19	W, L, D, D, W, ...	2	2	2	3	2	2
8th Argentino Qu...	14	4	7	3	0	19	D, D, W, D, L, ...	3	4	0	1	3	3
9th Villa Dalmine	14	4	7	3	0	19	D, W, L, W, W, ...	3	2	2	1	5	1
10th Deportivo Me...	14	5	4	5	-1	19	L, D, W, L, L, ...	2	2	3	3	2	2
11th Brown Adrog...	13	5	4	4	-1	19	L, D, D, W, L, ...	1	4	1	4	0	3
12th San Martin Bu...	13	5	4	4	-3	19	L, W, L, L, W, ...	3	2	2	2	2	2
13th Comunicacion...	13	5	3	5	4	18	W, D, L, L, D, ...	3	2	2	2	1	3
14th Excursionistas	13	4	5	4	1	17	W, W, L, D, L, ...	2	4	0	2	1	4
15th Flandria	13	4	3	6	-2	15	W, L, W, D, L, ...	3	1	3	1	2	3
16th Deportivo Arm...	13	3	6	4	-4	15	L, D, D, D, L, ...	1	3	3	2	3	1
17th Deportivo Laf...	13	2	7	4	-1	13	D, L, W, D, D, ...	2	3	2	0	4	2
18th UAI Urquiza	13	2	7	4	-5	13	D, D, D, D, L, ...	1	3	2	1	4	2
19th Sacachispas	14	1	8	5	-6	11	D, L, D, W, L, ...	0	5	2	1	3	3
20th Sportivo Italia...	13	1	7	5	-5	10	W, L, D, L, D, ...	0	3	3	1	4	2
21st Fenix Pilar	13	1	5	7	-11	8	D, L, D, L, L, ...	1	3	3	0	2	4

Primera Nacional, Argentina				1 X 2			Double Chance			Handicap				Total			Both to Score	
No.	Date c	Home team	Away team	1	X	2	1X	12	X2		1	X	2		▼	▲	Yes	No
158G	Sat 01:00 3	Arsenal de Saran...	Gimnasia y Tiro	2.70	2.65	2.90	1.32	1.35	1.35	0:1	6.70	3.90	1.40	1.5	1.90	1.70	2.50	1.44
38A	Sat 20:30 3	Club Almagro	CA Los Andes	2.30	2.65	3.50	1.26	1.34	1.48	0:1	5.20	3.70	1.55	1.5	1.95	1.65	2.50	1.48
26CD	Sat 20:30 3	San Miguel	Ferro Carril Oeste	2.00	2.95	4.00	1.16	1.32	1.70	0:1	4.10	3.30	1.75	1.5	2.10	1.55	2.40	1.48
257C	Sat 21:00 3	Gimnasia y Esgri...	Nueva Chicago	1.60	3.10	5.90	1.10	1.28	2.05	0:1	3.20	3.05	2.10	1.5	2.05	1.55	2.75	1.38
26AE	Sat 23:00 3	CA Colegiales	Tristan Suarez	2.70	2.60	2.90	1.32	1.38	1.36	0:1	6.30	3.90	1.42	1.5	1.90	1.70	2.45	1.40
26AD	Sat 23:10 3	Quilmes	Patronato	2.00	3.05	3.90	1.18	1.26	1.65	0:1	4.30	3.30	1.75	1.5	2.25	1.48	2.30	1.50
157B	Sun 18:30 3	Atlanta	San Martin Tucu...	2.45	2.45	3.50	1.20	1.45	1.45	0:1	5.80	3.60	1.50	1.5	1.85	1.75	2.60	1.40
16DG	Sun 20:00 3	CA Alvarado	Deportivo Madryn	2.60	2.75	2.90	1.30	1.35	1.44	0:1	6.10	4.00	1.44	1.5	2.10	1.60	2.25	1.48
18CG	Sun 20:30 3	Club Atletico Gim...	Agropecuario	1.55	3.60	5.10	1.08	1.18	2.15	0:1	2.80	3.25	2.25	2.5	1.55	2.10	2.10	1.60
134E	Sun 20:30 3	Defensores Unid...	Estudiantes de C...	3.60	2.75	2.20	1.55	1.36	1.24	1:0	1.55	3.60	4.70	1.5	2.10	1.55	2.35	1.50
18DF	Sun 20:30 3	Almirante Brown	Chacarita Juniors	2.80	2.80	2.65	1.36	1.32	1.32	1:0	1.42	4.00	5.80	1.5	2.20	1.50	2.20	1.55
679	Sun 21:00 3	Racing de Cordo...	Atletico Guemes	1.85	3.00	4.20	1.15	1.26	1.75	0:1	4.00	3.35	1.75	1.5	2.25	1.48	2.35	1.50
36A	Sun 21:00 3	Club Atletico Mit...	Estudiantes Rio C..	2.45	2.50	3.35	1.30	1.44	1.40	0:1	5.80	3.80	1.50	1.5	1.95	1.70	2.45	1.48
AEF	Sun 22:00 3	Colon de Santa Fe	Talleres de Rem...	1.55	3.60	5.90	1.04	1.18	2.15	0:1	2.80	3.10	2.25	1.5	2.35	1.40	2.50	1.44
18CH	Sun 22:30 3	Temperley	Deportivo Moron	2.05	2.70	4.20	1.18	1.34	1.60	0:1	4.40	3.45	1.65	1.5	2.10	1.60	2.45	1.48
28EH	Tue 01:00 3	CA All Boys	Deportivo Maipu	2.20	2.90	3.35	1.25	1.30	1.50	0:1	4.50	3.70	1.60	1.5	2.20	1.50	2.25	1.55
18AH	Tue 02:00 3	Chaco For Ever	Defensores de B...	2.35	2.60	3.45	1.22	1.40	1.46	0:1	5.40	3.70	1.50	1.5	1.90	1.70	2.50	1.42
17AF	Tue 02:30 3	CA Central Norte	San Telmo	1.85	2.85	4.20	1.15	1.30	1.75	0:1	3.70	3.35	1.80	2.5	1.46	2.35	2.05	1.60

Group A

Team	Matches played	Wins	Draws	Losses	Goals difference	Points		Wins (home matches)	Draws (home matches)	Losses (home matches)	Wins (away matches)	Draws (away matches)	Losses (away matches)
1st San Martin Tu...	13	7	6	0	9	27	W, W, D, W, D, ...	3	3	0	4	3	0
2nd Atletico Atlan...	13	6	6	1	5	24	L, D, W, W, D, ...	5	2	0	1	4	1
3rd Tristan Suarez	13	6	5	2	6	23	W, W, W, D, D, ...	4	2	0	2	3	2
4th Los Andes	13	5	4	4	3	19	W, L, W, L, D, ...	4	2	1	1	2	3
5th Quilmes	13	5	4	4	3	19	L, L, D, W, W, ...	4	2	1	1	2	3
6th Racing Cordob...	13	5	4	4	1	19	L, W, D, D, L, ...	3	3	1	2	1	3
7th Deportivo Ma...	13	5	4	4	1	19	W, D, L, W, D, ...	4	1	1	1	3	3
8th Ferro Carril Oe...	13	5	3	5	-1	18	W, L, L, L, W, ...	3	3	1	2	0	4
9th San Miguel	13	4	5	4	2	17	L, W, D, D, D, ...	4	3	0	0	2	4
10th Patronato	13	4	5	4	0	17	W, D, L, W, W, ...	2	2	2	2	3	2
11th Almagro	13	4	5	4	-1	17	W, W, D, L, D, ...	3	3	1	1	2	3
12th Deportivo Ma...	13	3	6	4	-1	15	L, D, D, D, D, ...	3	2	1	0	4	3
13th Gimnasia y Tiro	13	3	6	4	-1	15	D, L, D, L, D, ...	2	3	1	1	3	3
14th All Boys	13	3	5	5	-1	14	D, L, D, W, L, ...	3	1	2	0	4	3
15th Colegiales	13	3	5	5	-3	14	L, W, W, W, D, ...	2	3	2	1	2	3
16th Alvarado	13	2	6	5	-6	12	L, W, L, L, D, ...	2	3	1	0	3	4
17th Guemes SdE	13	2	5	6	-5	11	W, L, W, L, D, ...	2	3	1	0	2	5
18th Arsenal Sarandi	13	0	6	7	-11	6	L, L, L, L, L, ...	0	4	3	0	2	4

Group B

Team	Matches played	Wins	Draws	Losses	Goals difference	Points		Wins (home matches)	Draws (home matches)	Losses (home matches)	Wins (away matches)	Draws (away matches)	Losses (away matches)
1st Gimnasia Jujuy	13	7	4	2	9	25	W, W, W, L, D, ...	4	2	1	3	2	1
2nd Gimnasia Men...	13	6	6	1	7	24	L, D, W, D, W, ...	4	3	0	2	3	1
3rd Defensores B...	13	6	6	1	7	24	W, W, D, W, W, ...	3	3	0	3	3	1
4th Deportivo Mo...	13	6	4	3	9	22	W, W, W, W, L, ...	4	2	0	2	2	3
5th Chacarita Jun...	13	6	4	3	5	22	L, D, W, W, W, ...	2	2	2	4	2	1
6th Estudiantes RC	13	6	4	3	5	22	W, L, D, L, W, ...	3	3	0	3	1	3
7th Agropecuario	13	6	2	5	2	20	W, D, W, L, W, ...	6	0	1	0	2	4
8th CA Estudiantes	13	6	2	5	2	20	L, L, W, W, L, ...	3	1	2	3	1	3
9th CA Chaco For...	13	6	1	6	2	19	W, L, L, W, L, ...	4	0	3	2	1	3
10th San Telmo	13	5	4	4	-2	19	L, W, D, W, L, ...	2	1	3	3	3	1
11th Temperley	13	5	3	5	-2	18	D, W, D, L, W, ...	4	0	2	1	3	3
12th Mitre SdE	13	4	4	5	1	16	L, D, D, W, D, ...	2	2	3	2	2	2
13th Colon Santa Fe	13	4	2	7	-3	14	L, L, L, L, L, ...	3	1	3	1	1	4
14th Nueva Chicago	12	3	4	5	-2	13	W, D, L, D, W, ...	2	2	3	1	2	2
15th Central Norte...	13	3	3	7	-7	12	L, L, L, D, W, ...	3	2	2	0	1	5
16th Almirante Bro...	12	2	5	5	-5	11	W, D, L, D, L, ...	1	5	0	1	0	5
17th Defensores U...	13	1	5	7	-16	8	L, D, D, L, L, ...	0	3	3	1	2	4
18th Talleres RdE	13	1	3	9	-12	6	D, D, L, L, L, ...	1	1	4	0	2	5

Armenia

Premier League, Armenia				1 X 2			Double Chance			Handicap				Total			Both to Score	
No.	Date c	Home team	Away team	1	X	2	1X	12	X2		1	X	2		▼	▲	Yes	No
37B	Fri 14:00 3	West Armenia	FC Ararat-Armen...	18.0	10.0	1.07	7.20			3:0	2.05	4.50	2.45	3.5	2.10	1.55	2.20	1.50
178G	Fri 16:30 3	FC Noah	Pyunik	1.70	3.50	4.30	1.09	1.20	1.90	0:1	2.85	3.60	2.05	2.5	1.90	1.70	1.70	2.00

Regular season

Team	Matches played	Wins	Draws	Losses	Goals difference	Points		Wins (home matches)	Home matches	Losses (home matches)	Wins (away matches)	Away matches	Losses (away matches)
1st FC Noah	26	22	2	2	70	68	D, W, W, W, W, ...	13	0	0	9	2	2
2nd Ararat-Armenia	26	18	3	5	36	57	W, W, W, W, W, ...	9	1	3	9	2	2
3rd FC Urartu	26	17	4	5	32	55	W, D, W, D, L, ...	10	1	2	7	3	3
4th Pyunik Yereva..	27	16	2	9	21	50	L, W, L, W, D, ...	7	1	6	9	1	3
5th FK Van	27	12	7	8	16	43	L, D, D, L, W, ...	7	3	4	5	4	4
6th BKMA Yerevan	26	9	5	12	-7	32	W, D, W, L, L, ...	5	2	6	4	3	6
7th Ararat Yerevan	26	8	5	13	-15	29	W, L, W, L, W, ...	4	4	6	4	1	7
8th Shirak Gyumri	27	8	5	14	-26	29	L, D, L, L, L, ...	2	4	7	6	1	7
9th FK West Arm...	26	7	2	17	-44	23	L, L, W, L, L, ...	4	2	7	3	0	10
10th Alashkert	26	4	8	14	-26	20	W, L, D, D, D, ...	2	5	6	2	3	8
11th FC Gandzasar	25	0	3	22	-57	3	L, L, L, L, L, ...	0	0	11	0	3	11

Australia

A-League, Australia				1 X 2			Double Chance			Handicap				Total			Both to Score	
No.	Date c	Home team	Away team	1	X	2	1X	12	X2		1	X	2		▼	▲	Yes	No
158F	Fri 11:35 3	Western United	Adelaide United ...	1.70	3.90	3.50	1.22	1.16	1.90	0:1	2.80	4.00	1.95	3.5	1.65	1.95	1.36	2.70
5GH	Sat 11:35 3	Western Sydney...	Melbourne Victo...	2.20	3.40	2.85	1.30	1.22	1.55	0:1	4.10	4.10	1.60	2.5	2.20	1.50	1.46	2.40

Women W-League, Australia				1 X 2			Double Chance			Handicap				Total			Both to Score	
No.	Date c	Home team	Away team	1	X	2	1X	12	X2		1	X	2		▼	▲	Yes	No
29G	Sat 06:15 3	Melbourne Victo...	Adelaide United ...	1.70	3.90	3.60	1.18	1.14	1.90	0:1	2.75	3.70	1.95	3.5	1.50	2.25	1.46	2.35
1CEF	Sun 06:00 3	Melbourne City W	Central Coast Ma..	1.38	4.70	5.50	1.07	1.09	2.50	0:1	2.00	3.60	2.70	3.5	1.70	1.90	1.48	2.35

Austria

2. Liga, Austria				1 X 2			Double Chance			Handicap				Total			Both to Score	
No.	Date c	Home team	Away team	1	X	2	1X	12	X2		1	X	2		▼	▲	Yes	No
8E	Fri 18:00	Floridsdorfer AC	: SV Horn	1.70	3.60	4.10	1.18	1.20	1.95	0:1	2.95	3.70	1.95	2.5	1.90	1.75	1.70	2.00
1F	Fri 18:00	SC Austria Luste...	: First Vienna FC	2.35	3.50	2.55	1.42	1.25	1.46	0:1	4.20	4.50	1.50	2.5	2.25	1.55	1.48	2.50
34C	Fri 18:00	SK Rapid Wien II	: FC Liefering	2.30	3.70	2.70	1.40	1.22	1.50	0:1	4.00	4.30	1.60	3.5	1.55	2.15	1.44	2.55
9A	Fri 18:00	SKN St. Polten	: SC Bregenz	1.26	5.70	8.00	1.03	1.07	3.35	0:2	2.75	4.10	1.95	3.5	1.70	1.95	1.60	2.05
AE	Fri 20:30	FC Admira Wack...	: ASK Voitsberg	1.75	3.80	3.90	1.20	1.22	1.95	0:1	2.95	3.60	1.95	2.5	2.15	1.60	1.55	2.15
258	Sat 14:30	Kapfenberger SV...	: SV Stripfing	2.35	3.50	2.65	1.40	1.24	1.48	0:1	4.30	4.20	1.50	2.5	2.00	1.65	1.55	2.25
6E	Sat 14:30	SV Lafnitz	: SKU Amstetten	3.60	3.80	1.80	1.90	1.18	1.24	1:0	1.95	4.00	2.90	3.5	1.65	2.05	1.42	2.70
5F	Sun 10:30	SV Ried	: Sturm Graz II	1.22	5.90	9.25		1.07	3.70	0:2	2.50	4.20	2.10	3.5	1.75	1.90	1.65	1.95

Regular season

Team	Matches played	Wins	Draws	Losses	Goals difference	Points		Wins (home matches)	Home matches Draws (home matches)	Losses (home matches)	Wins (away matches)	Away matches Draws (away matches)	Losses (away matches)
1st SV Guntamat...	27	18	4	5	32	58	W, L, D, W, W, ...	8	3	2	10	1	3
2nd Flyeralarm Ad...	27	17	5	5	19	56	L, L, L, D, W, ...	8	3	2	9	2	3
3rd Kapfenberger...	27	15	3	9	3	48	W, W, W, W, L, ...	8	1	4	7	2	5
4th First Vienna	27	15	2	10	7	47	L, L, W, W, W, ...	9	0	5	6	2	5
5th SKN St. Polten	27	13	7	7	18	46	W, W, W, L, L, ...	5	5	3	8	2	4
6th SW Bregenz	27	11	5	11	1	38	L, L, L, L, L, ...	8	1	5	3	4	6
7th Sturm Graz II	27	10	8	9	5	38	L, W, W, L, D, ...	6	3	5	4	5	4
8th Rapid Wien II	27	11	4	12	-2	37	W, L, L, L, L, ...	7	1	5	4	3	7
9th Liefering	27	11	4	12	-2	37	L, L, L, W, W, ...	5	3	6	6	1	6
10th Floridsdorfer A...	27	9	7	11	-5	34	W, W, W, W, D, ...	5	4	4	4	3	7
11th Amstetten	27	9	6	12	1	33	L, L, W, L, D, ...	6	3	5	3	3	7
12th Austria Lusten..	27	7	12	8	-3	33	W, W, D, L, L, ...	2	6	5	5	6	3
13th Voitsberg	27	9	4	14	-7	31	W, L, D, W, D, ...	4	2	8	5	2	6
14th Stripfing/Weid..	27	6	10	11	-6	28	W, L, D, D, W, ...	5	3	6	1	7	5
15th Horn	27	6	5	16	-25	23	W, L, W, W, D, ...	3	4	7	3	1	9
16th Lafnitz	27	3	6	18	-36	15	L, W, L, L, D, ...	2	4	7	1	2	11

Bundesliga, Austria				1 X 2			Double Chance			Handicap				Total			Both to Score	
No.	Date c	Home team	Away team	1	X	2	1X	12	X2		1	X	2		▼	▲	Yes	No
138F	Fri 19:30	SK Puntigamer S...	: FC Red Bull Salz...	2.70	3.35	2.35	1.48	1.26	1.40	1:0	1.55	4.30	4.60	2.5	2.05	1.65	1.55	2.25
FH	Sat 17:00	SCR Altach	: Grazer AK	1.90	3.30	3.80	1.22	1.28	1.75	0:1	3.60	3.60	1.80	2.5	1.70	2.00	1.80	1.85
568	Sat 17:00	LASK Linz	: TSV Hartberg	1.70	3.80	4.40	1.16	1.22	2.00	0:1	2.95	3.70	2.05	2.5	1.95	1.70	1.65	2.05
7H	Sat 17:00	SK Austria Klage...	: WSG Tirol	2.35	3.30	2.90	1.36	1.28	1.50	0:1	4.70	4.10	1.55	2.5	1.80	1.85	1.65	2.00
CG	Sun 14:30	Wolfsberger AC	: FC Blau-Weiss Lin..	1.65	3.60	5.00	1.15	1.22	2.05	0:1	2.90	3.50	2.10	2.5	1.70	1.90	1.85	1.80
139H	Sun 17:00	FK Austria Wien	: SK Rapid Wien	2.10	3.50	3.15	1.30	1.24	1.60	0:1	3.90	3.90	1.70	2.5	1.90	1.80	1.65	2.05

Championship Group

Team	Matches played	Wins	Draws	Losses	Goals difference	Points		Wins (home matches)	Home matches Draws (home matches)	Losses (home matches)	Wins (away matches)	Away matches Draws (away matches)	Losses (away matches)
1st Sturm Graz	29	18	5	6	27	36	W, L, L, W, W, ...	2	0	1	2	1	1
2nd Austria Wien	29	17	5	7	15	33	L, W, W, L, L, ...	1	1	1	2	0	2
3rd Wolfsberger A...	29	15	6	8	21	33	W, W, D, W, W, ...	2	1	0	2	2	0
4th Red Bull Salz...	29	14	9	6	16	32	W, L, D, W, L, ...	2	1	1	2	0	1
5th Rapid Wien	29	10	8	11	0	21	L, D, L, L, W, ...	1	1	2	0	0	3
6th Blau-Weiss Linz	29	11	4	14	-5	20	L, D, W, L, L, ...	1	0	3	0	1	2

Azerbaijan

Premier League, Azerbaijan				1 X 2			Double Chance			Handicap				Total			Both to Score	
No.	Date c	Home team	Away team	1	X	2	1X	12	X2		1	X	2		▼	▲	Yes	No
167C	Fri 17:00 3	Sabah Baku FK	: Shamakhi FK	1.75	3.40	4.20	1.12	1.25	1.80	0:1	3.20	3.50	1.90	2.5	1.60	2.00	1.85	1.70
14AF	Sat 15:00 3	Sabail	: Zira FK	5.00	3.45	1.65	2.05	1.24	1.09	1:0	2.10	3.40	2.85	2.5	1.60	2.05	2.00	1.70
29AC	Sat 17:30 3	Turan Tovuz	: PFC Neftchi Baku	2.05	3.30	3.30	1.24	1.20	1.60	0:1	4.30	3.60	1.65	2.5	1.55	2.10	1.80	1.80

Regular season

Team	Matches played	Wins	Draws	Losses	Goals difference	Points		Wins (home matches)	Home matches (home matches)	Losses (home matches)	Wins (away matches)	Away matches (away matches)	Losses (away matches)
1st Qarabag Agda..	33	25	5	3	61	80	W, D, W, W, W, ...	13	1	2	12	4	1
2nd Zira	33	21	4	8	30	67	W, W, W, W, L, ...	11	2	4	10	2	4
3rd Araz-Naxcivan	33	14	13	6	7	55	D, D, D, D, W, ...	7	7	3	7	6	3
4th Turan Tovuz	33	12	13	8	2	49	L, D, D, W, D, ...	7	5	4	5	8	4
5th Sabah	33	8	17	8	1	41	D, D, W, L, L, ...	4	10	2	4	7	6
6th Neftci Baku	33	8	13	12	-13	37	D, D, L, L, W, ...	5	7	5	3	6	7
7th Shamakhi FK	33	9	9	15	-10	36	D, D, W, W, L, ...	5	4	7	4	5	8
8th Sumqayit	33	8	6	19	-23	30	L, D, L, L, L, ...	6	3	8	2	3	11
9th FK Kapaz	33	7	8	18	-31	29	D, L, L, D, W, ...	5	5	7	2	3	11
10th Sabail FK	33	4	10	19	-24	22	D, D, L, L, D, ...	3	5	8	1	5	11

Bahrain

Premier League, Bahrain				1 X 2			Double Chance			Handicap				Total			Both to Score	
No.	Date c	Home team	Away team	1	X	2	1X	12	X2		1	X	2		▼	▲	Yes	No
123E	Sun 18:00 3	Bahrain SC	: Al Khalidiya	7.20	4.70	1.34	2.95	1.10	1.03	1:0	3.05	3.60	1.95	2.5	2.15	1.55	1.90	1.75
123H	Sun 18:00 3	Al Shabab Mana...	: Manama Club	2.00	3.35	3.35	1.24	1.24	1.70	0:1	3.70	3.60	1.75	2.5	1.70	1.90	1.75	1.85
36E	Sun 18:00 3	Malkiya	: Sitra	2.80	3.10	2.40	1.46	1.26	1.35	1:0	1.50	3.80	5.00	2.5	1.55	2.15	1.90	1.75

Regular season

Team	Matches played	Wins	Draws	Losses	Goals difference	Points		Wins (home matches)	Home matches (home matches)	Losses (home matches)	Wins (away matches)	Away matches (away matches)	Losses (away matches)
1st Al-Muharraq	18	15	2	1	37	47	W, W, W, W, W, ...	9	0	0	6	2	1
2nd Al Khalidiyah	18	10	3	5	13	33	L, D, L, L, W, ...	7	0	2	3	3	3
3rd Al Riffa	18	9	4	5	12	31	L, W, W, W, D, ...	5	1	3	4	3	2
4th Sitra	18	7	7	4	7	28	D, L, D, W, D, ...	3	4	2	4	3	2
5th Al Najma	18	7	4	7	2	25	W, W, D, L, D, ...	2	3	4	5	1	3
6th Malkiya	18	5	9	4	-3	24	W, L, D, D, D, ...	1	7	1	4	2	3
7th Al Shabab (BH..	18	5	7	6	-4	22	D, D, D, L, D, ...	1	4	4	4	3	2
8th Al Ahli (BHR)	18	6	2	10	-4	20	L, L, W, W, L, ...	4	1	4	2	1	6
9th Bahrain SC	18	5	5	8	-12	20	L, D, D, W, L, ...	2	3	4	3	2	4
10th Ali CSC	18	4	5	9	-10	17	W, D, L, D, W, ...	3	1	5	1	4	4
11th East Riffa	18	3	7	8	-8	16	W, D, D, W, D, ...	2	3	4	1	4	4
12th Manama	18	2	5	11	-30	11	L, D, L, L, L, ...	1	3	5	1	2	6

Bangladesh

Premier League, Bangladesh				1 X 2			Double Chance			Handicap				Total			Both to Score	
No.	Date c	Home team	Away team	1	X	2	1X	12	X2		1	X	2		▼	▲	Yes	No
123F	Fri 12:00 3	Abahani Limited...	: Dhaka Wanderers	4.20	4.10	1.60	2.00	1.12	1.14	1:0	2.15	3.35	2.70	2.5	2.05	1.60	1.65	1.95
148A	Fri 12:00 3	Fortis Limited	: Mohammedan D...	4.00	3.60	1.65	1.85	1.14	1.15	1:0	1.95	3.50	3.15	2.5	1.65	1.95	1.85	1.75
146F	Fri 12:00 3	Brothers Union	: Bashundhara Kin...	6.50	4.80	1.30	2.75	1.08	1.04	1:0	2.90	3.60	1.95	3.5	1.48	2.30	1.65	1.90

Regular season

Team	Matches played	Wins	Draws	Losses	Goals difference	Points		Wins (home matches)	Home matches (home matches)	Losses (home matches)	Wins (away matches)	Away matches (away matches)	Losses (away matches)
1st Mohammedan...	13	11	1	1	23	34	W, D, W, W, L, ...	6	0	1	5	1	0
2nd Abahani Limit...	13	8	3	2	16	27	L, D, W, W, D, ...	5	1	0	3	2	2
3rd Bashundhara ...	13	7	3	3	24	24	W, D, L, W, W, ...	4	1	1	3	2	2
4th Rahmatgonj M..	13	6	2	5	9	20	D, D, W, L, L, ...	4	1	1	2	1	4
5th Brothers Union	13	5	4	4	5	19	D, W, L, L, D, ...	3	2	2	2	2	2
6th Bangladesh P...	13	6	1	6	0	19	L, W, W, W, W, ...	4	1	2	2	0	4
7th Fortis FC	13	4	6	3	4	18	L, D, W, W, W, ...	2	5	0	2	1	3
8th Fakirerpool YM..	13	4	1	8	-20	13	W, D, L, L, W, ...	2	0	4	2	1	4
9th Dhaka Wande...	13	2	1	10	-32	7	W, L, L, L, L, ...	2	0	5	0	1	5
10th Chittagong A...	13	1	0	12	-29	3	L, L, L, L, L, ...	1	0	5	0	0	7

Belgium

Belgian Challenger Pro League, Belgium				1 X 2			Double Chance			Handicap				Total			Both to Score	
No.	Date c	Home team	Away team	1	X	2	1X	12	X2		1	X	2		▼	▲	Yes	No
1CFG	Sun 16:00 3	Patro Eisden	: Sporting Lokeren	2.00	3.50	3.20	1.25	1.20	1.65	0:1	3.60	3.80	1.70	2.5	1.95	1.65	1.60	2.10

Jupiler League, Belgium				1 X 2			Double Chance			Handicap				Total			Both to Score	
No.	Date c	Home team	Away team	1	X	2	1X	12	X2		1	X	2		▼	▲	Yes	No
26	Fri 20:45	Sporting Charleroi	: KVC Westerlo	1.65	4.00	4.10	1.20	1.22	1.95	0:1	2.70	3.80	2.10	3.5	1.60	2.10	1.50	2.55
12BE	Sat 16:00	KV Kortrijk	: Saint-Truiden VV	2.95	3.50	2.20	1.55	1.26	1.34	1:0	1.65	4.10	4.00	2.5	1.95	1.70	1.55	2.25
3F	Sat 16:00	FCO Beerschot	: Cercle Brugge KSV	5.00	4.10	1.55	2.25	1.18	1.12	1:0	2.35	3.70	2.50	2.5	2.15	1.65	1.65	2.05
4H	Sat 18:15	KV Mechelen	: Standard de Liege	1.70	3.80	4.20	1.18	1.24	2.00	0:1	3.05	3.70	2.05	2.5	1.95	1.75	1.70	2.00
CE	Sat 20:45	RSC Anderlecht	: R.Union Saint-Gi...	3.35	3.30	2.15	1.55	1.26	1.28	1:0	1.65	3.90	4.10	2.5	1.70	1.95	1.70	2.00
4C	Sun 13:30	KAA Gent	: Royal Antwerp FC	2.45	3.50	2.55	1.46	1.26	1.46	0:1	4.60	4.40	1.50	2.5	2.15	1.55	1.50	2.35
13G	Sun 18:30	KRC Genk	: Club Brugge KV	3.40	3.50	2.00	1.70	1.26	1.30	1:0	1.70	4.10	3.50	2.5	2.15	1.55	1.50	2.30
4GH	Sun 19:15	FC.V.Dender E.H.	: Oud-Heverlee Le...	2.40	3.50	2.75	1.38	1.28	1.50	0:1	4.60	4.20	1.50	2.5	2.00	1.65	1.55	2.20

CL Group

Team	Matches played	Wins	Draws	Losses	Goals difference	Points		Wins (home matches)	Home matches Draws (home matches)	Losses (home matches)	Wins (away matches)	Away matches Draws (away matches)	Losses (away matches)
1st Sporting Char...	7	4	2	1	7	33	W, W, L, W, D, ...	3	0	0	1	2	1
2nd Westerlo	7	2	4	1	2	29	W, D, W, D, D, ...	1	3	0	1	1	1
3rd Mechelen	7	2	3	2	0	28	W, D, L, L, D, ...	1	1	1	1	2	1
4th OH Leuven	7	1	5	1	0	27	L, D, W, D, D, ...	0	3	1	1	2	0
5th Dender EH	7	2	2	3	-6	24	L, L, W, D, D, ...	2	1	0	0	1	3
6th Standard Liege	7	0	4	3	-3	24	L, D, L, D, D, ...	0	2	2	0	2	1

Superleague W, Belgium				1 X 2			Double Chance			Handicap				Total			Both to Score	
No.	Date c	Home team	Away team	1	X	2	1X	12	X2		1	X	2		▼	▲	Yes	No
23DG	Fri 20:30 3	Ladies Genk W	: Westerlo W	1.70	3.80	3.90	1.18	1.16	1.85	0:1	2.90	3.60	2.00	2.5	1.95	1.65	1.65	2.05
69E	Fri 20:30 3	KAA Gent W	: Zulte-Waregem ...	2.25	3.45	2.75	1.36	1.20	1.48	0:1	4.60	3.90	1.55	2.5	1.65	2.00	1.75	1.85

Relegation Group

Team	Matches played	Wins	Draws	Losses	Goals difference	Points		Wins (home matches)	Home matches Draws (home matches)	Losses (home matches)	Wins (away matches)	Away matches Draws (away matches)	Losses (away matches)
1st Genk (W)	4	3	1	0	4	23	W, W, D, W	2	0	0	1	1	0
2nd Westerlo (W)	4	0	3	1	-3	16	D, D, D, L	0	2	0	0	1	1
3rd Zulte Warege...	4	2	0	2	2	11	L, L, W, W	2	0	1	0	0	1
4th KAA Gent (W)	4	0	2	2	-3	9	D, D, L, L	0	1	0	0	1	2

Bolivia

LFPB, Bolivia				1 X 2			Double Chance			Handicap				Total			Both to Score	
No.	Date c	Home team	Away team	1	X	2	1X	12	X2		1	X	2		▼	▲	Yes	No
23FH	Sat 02:00 3	Blooming	: Jorge Wilsterma...	1.20	6.10	11.5		1.07	3.90	0:2	2.70	3.80	2.05	3.5	1.50	2.25	1.95	1.65
167G	Sat 21:00 3	Universitario de...	: Academia De Ba...	1.50	4.10	5.00	1.10	1.16	2.15	0:1	2.60	3.35	2.30	2.5	1.95	1.65	1.70	1.90
26EF	Sat 23:15 3	Guabira	: Real Oruro	1.65	3.80	4.20	1.16	1.18	2.00	0:1	2.70	3.60	2.10	3.5	1.50	2.25	1.46	2.25

Regular season

Team	Matches played	Wins	Draws	Losses	Goals difference	Points		Wins (home matches)	Home matches Draws (home matches)	Losses (home matches)	Wins (away matches)	Away matches Draws (away matches)	Losses (away matches)
1st Always Ready	6	6	0	0	17	18	W, W, W, W, W, ...	2	0	0	4	0	0
2nd Bolivar	6	5	0	1	14	15	W, W, W, W, L, ...	3	0	0	2	0	1
3rd The Strongest	6	4	1	1	9	13	W, D, W, W, W, ...	3	0	0	1	1	1
4th Blooming	6	4	0	2	4	12	W, L, W, W, L, ...	3	0	0	1	0	2
5th ABB	6	3	2	1	1	11	L, D, W, D, W, ...	1	1	1	2	1	0
6th Club Aurora	6	2	2	2	2	8	D, D, L, W, L, ...	2	1	0	0	1	2
7th San Antonio B..	6	2	2	2	0	8	W, D, D, L, W, ...	2	1	0	0	1	2
8th GV Dep. San ...	6	2	1	3	-6	7	L, D, L, L, W, ...	1	1	1	1	0	2
9th Real Oruro	6	1	3	2	-1	6	W, D, D, D, L, ...	1	1	1	0	2	1
10th Real Tomayap...	6	1	3	2	-2	6	D, L, D, D, W, ...	1	2	0	0	1	2
11th Guabira	6	2	0	4	-7	6	L, W, L, W, L, ...	2	0	1	0	0	3
12th Indep. Petrol...	6	1	2	3	-5	5	L, D, L, D, L, ...	0	2	1	1	0	2
13th Universitario V..	6	1	2	3	-8	5	L, L, D, L, D, ...	1	0	2	0	2	1
14th Nacional Potosi	5	1	1	3	-1	4	L, D, W, L, L	1	0	2	0	1	1
15th Oriente Petro...	5	0	3	2	-5	3	D, D, L, D, L	0	2	1	0	1	1
16th Jorge Wilsterm.	6	1	0	5	-12	3	L, W, L, L, L, ...	0	0	3	1	0	2

Bosnia and Herzegovina

Premijer Liga BiH, Bosnia and Herzegovina				1 X 2			Double Chance			Handicap				Total			Both to Score	
No.	Date c	Home team	Away team	1	X	2	1X	12	X2		1	X	2		▼	▲	Yes	No
34H	Fri 20:00 3	Sloboda Tuzla	: Igman Konjic	3.25	3.25	2.00	1.65	1.22	1.22	1:0	1.70	3.80	3.80	2.5	1.75	1.85	1.70	1.90
289A	Sat 16:00 3	HSK Zrinjski	: FK Radnik Bijeljina	1.18	5.90	14.0	1.02	1.07	3.90	0:2	2.70	3.60	2.10	2.5	1.90	1.70	2.75	1.32
14EG	Sat 18:30 3	FK Sarajevo	: Siroki Brijeg	1.48	4.00	5.60	1.09	1.14	2.35	0:1	2.35	3.50	2.45	2.5	1.85	1.75	1.85	1.75
18DH	Sat 20:45 3	Borac Banja Luka	: Velez Mostar	1.16	6.00	17.5		1.07	4.10	0:2	2.65	3.60	2.15	2.5	1.80	1.80	3.10	1.26

Regular season

Team	Matches played	Wins	Draws	Losses	Goals difference	Points		Wins (home matches)	Draws (home matches)	Losses (home matches)	Wins (away matches)	Draws (away matches)	Losses (away matches)
1st Zrinjski Mostar	29	23	4	2	47	73	W, W, W, W, D, ...	12	2	1	11	2	1
2nd Borac Banja L...	29	23	3	3	43	72	W, W, L, W, W, ...	13	0	2	10	3	1
3rd FK Sarajevo	29	17	9	3	35	60	W, W, D, L, D, ...	9	4	2	8	5	1
4th Zeljeznica Sa...	29	17	5	7	15	56	W, L, W, L, W, ...	10	3	2	7	2	5
5th Sloga Doboj	29	12	5	12	-8	41	L, L, L, W, L, ...	7	1	7	5	4	5
6th Velez Mostar	29	9	11	9	5	38	L, W, D, L, W, ...	5	6	3	4	5	6
7th Radnik Bijeljina	29	11	3	15	-3	36	W, D, W, W, L, ...	8	2	4	3	1	11
8th Siroki Brijeg	29	9	7	13	-8	34	L, L, W, L, D, ...	4	5	6	5	2	7
9th Posusje	29	8	8	13	-4	32	W, D, L, W, D, ...	5	5	4	3	3	9
10th Igman Konjic	29	8	4	17	-31	28	L, D, D, W, W, ...	3	2	9	5	2	8
11th GOSK Gabela	29	2	3	24	-49	9	L, L, L, D, L, ...	1	0	13	1	3	11
12th Sloboda Tuzla	29	1	6	22	-42	9	L, D, D, L, L, ...	1	4	9	0	2	13

Brazil

Brasileiro W, Brazil				1 X 2			Double Chance			Handicap				Total			Both to Score	
No.	Date c	Home team	Away team	1	X	2	1X	12	X2		1	X	2		▼	▲	Yes	No
3DH	Sat 02:00 3	Sao Paulo W	: Fluminense RJ W	1.38	4.00	6.90	1.05	1.14	2.50	0:1	2.20	3.35	2.65	2.5	1.90	1.70	1.90	1.70

Regular season

Team	Matches played	Wins	Draws	Losses	Goals difference	Points		Wins (home matches)	Draws (home matches)	Losses (home matches)	Wins (away matches)	Draws (away matches)	Losses (away matches)
1st Cruzeiro (W)	9	7	2	0	14	23	W, D, W, W, W, ...	3	1	0	4	1	0
2nd Ferroviaria (W)	9	6	2	1	11	20	L, D, W, W, W, ...	4	0	1	2	2	0
3rd Corinthians (W..)	9	5	3	1	21	18	W, W, D, W, D, ...	4	0	1	1	3	0
4th Palmeiras (W)	9	5	2	2	9	17	L, W, L, W, W, ...	1	2	2	4	0	0
5th Sao Paulo (W)	9	5	2	2	9	17	W, L, D, W, W, ...	2	2	1	3	0	1
6th America Mine...	9	4	3	2	4	15	W, W, W, L, D, ...	1	2	2	3	1	0
7th Flamengo (W)	9	4	2	3	2	14	W, D, W, L, L, ...	2	0	2	2	2	1
8th Bahia (W)	9	4	2	3	-2	14	L, W, W, L, W, ...	3	1	0	1	1	3
9th Fluminense (W..)	9	3	3	3	0	12	L, D, L, W, D, ...	0	3	1	3	0	2
10th RB Bragantino...	9	3	2	4	2	11	W, L, L, W, L, ...	3	1	0	0	1	4
11th Gremio (W)	9	2	4	3	-1	10	W, L, D, L, D, ...	2	2	1	0	2	2
12th Internacional ...	9	2	3	4	-4	9	W, W, D, L, L, ...	2	1	2	0	2	2
13th Real Brasilia (W..)	9	2	2	5	-10	8	L, L, D, D, L, ...	1	1	2	1	1	3
14th Juventude (W..)	9	1	2	6	-14	5	L, L, L, D, W, ...	1	1	2	0	1	4
15th 3B da Amazon...	9	1	1	7	-25	4	L, W, D, L, L, ...	1	1	3	0	0	4
16th Sport Recife (...)	9	0	1	8	-16	1	L, L, L, L, L, ...	0	0	4	0	1	4

Serie A, Brazil				1 X 2			Double Chance			Handicap				Total			Both to Score	
No.	Date c	Home team	Away team	1	X	2	1X	12	X2		1	X	2		▼	▲	Yes	No
4A	Sat 21:00	Fortaleza	: EC Juventude RS	1.60	3.70	5.20	1.10	1.22	2.15	0:1	2.85	3.25	2.20	2.5	1.70	2.00	1.95	1.75
6BD	Sat 23:30	Esporte Clube Vi...	: CR Vasco da Gam...	2.15	3.10	3.45	1.25	1.30	1.60	0:1	4.40	3.70	1.65	2.5	1.55	2.20	1.95	1.70
FG	Sat 23:30	Gremio	: Red Bull Bragant...	2.35	3.20	3.00	1.30	1.30	1.50	0:1	4.70	3.90	1.55	2.5	1.65	2.00	1.80	1.85
4BF	Sat 23:30	Mirassol	: Corinthians SP	2.85	3.10	2.45	1.48	1.32	1.32	1:0	1.55	4.00	5.20	2.5	1.60	2.10	1.80	1.85
17CG	Sun 02:00	CR Flamengo	: EC Bahia	1.36	4.50	8.25	1.05	1.16	2.90	0:1	2.10	3.40	3.00	2.5	1.85	1.80	2.10	1.60
23F	Sun 21:00	Sport Club Recife..	: Cruzeiro	2.40	3.10	3.05	1.34	1.28	1.48	0:1	5.20	3.80	1.50	2.5	1.50	2.40	2.00	1.70
16AB	Sun 22:30	Palmeiras SP	: Sao Paulo FC	1.70	3.45	5.40	1.10	1.26	2.05	0:1	3.15	3.25	2.15	2.5	1.45	2.45	2.30	1.50
7AF	Sun 22:30	Atletico Mineiro	: Fluminense FC	1.85	3.15	3.90	1.18	1.26	1.75	0:1	3.90	3.35	1.75	1.5	2.45	1.42	2.15	1.55
268F	Mon 01:00	Botafogo RJ	: SC Internacional	2.15	3.05	3.50	1.28	1.28	1.55	0:1	4.20	3.60	1.65	2.5	1.55	2.15	1.90	1.75
179F	Tue 01:00	Santos FC SP	: Ceara-ce	1.80	3.30	4.30	1.14	1.26	1.85	0:1	3.45	3.45	1.95	2.5	1.60	2.20	1.95	1.70

Regular season

Team	Matches played	Wins	Draws	Losses	Goals difference	Points		Wins (home matches)	Draws (home matches)	Losses (home matches)	Wins (away matches)	Draws (away matches)	Losses (away matches)
1st Palmeiras	7	5	1	1	5	16	W, L, W, W, W, ...	1	1	1	4	0	0
2nd Red Bull Braga..	7	5	1	1	4	16	W, W, W, W, W, ...	3	1	0	2	0	1
3rd Flamengo-RJ	7	4	2	1	12	14	L, W, D, W, W, ...	2	1	0	2	1	1
4th Cruzeiro	7	4	1	2	2	13	W, W, L, W, D, ...	4	0	0	0	1	2
5th Fluminense	7	4	1	2	1	13	W, L, D, W, W, ...	3	1	0	1	0	2
6th Bahia	7	3	3	1	0	12	W, W, W, L, D, ...	2	2	0	1	1	1
7th Ceara	7	3	2	2	2	11	W, D, L, W, L, ...	3	1	0	0	1	2
8th Corinthians	7	3	1	3	-2	10	W, L, W, L, L, ...	3	0	1	0	1	2
9th Internacional	7	2	3	2	2	9	L, W, D, L, D, ...	2	0	1	0	3	1
10th Atletico Minei...	7	2	3	2	-1	9	W, D, W, L, D, ...	1	2	0	1	1	2
11th Sao Paulo FC	7	1	6	0	1	9	D, D, W, D, D, ...	1	3	0	0	3	0
12th Botafogo-RJ	7	2	2	3	1	8	L, W, L, D, L, ...	2	1	0	0	1	3
13th Gremio	7	2	2	3	-5	8	W, D, D, L, L, ...	2	1	1	0	1	2
14th Vasco da Gam...	7	2	1	4	-3	7	L, L, D, L, W, ...	2	1	1	0	0	3
15th Juventude	7	2	1	4	-8	7	L, L, D, L, W, ...	2	1	1	0	0	3
16th Mirassol	7	1	4	2	1	7	L, D, D, W, D, ...	1	2	0	0	2	2
17th Fortaleza-CE	7	1	4	2	0	7	D, D, L, L, D, ...	1	1	1	0	3	1
18th Vitoria	7	1	3	3	-3	6	L, D, D, W, D, ...	1	1	1	0	2	2
19th Santos FC	7	1	1	5	-3	4	L, L, L, W, L, ...	1	1	1	0	0	4
20th Sport Recife	7	0	2	5	-6	2	L, D, L, L, L, ...	0	1	2	0	1	3

Serie B, Brazil				1 X 2			Double Chance			Handicap				Total			Both to Score	
No.	Date c	Home team	Away team	1	X	2	1X	12	X2		1	X	2		▼	▲	Yes	No
DE	Sat 21:00	Avai FC SC	: Atletico Goianien..	2.05	3.40	3.50	1.25	1.26	1.70	0:1	4.00	3.60	1.75	2.5	1.65	2.15	1.90	1.80
DF	Sat 23:30	Goias	: Coritiba	2.00	3.00	3.90	1.20	1.32	1.65	0:1	4.30	3.60	1.70	1.5	2.40	1.46	2.10	1.60
127A	Sun 21:00	Criciuma	: Volta Redonda	1.60	3.50	5.40	1.12	1.22	2.05	0:1	2.95	3.30	2.15	2.5	1.60	2.15	2.00	1.65
2GH	Sun 23:30	Gremio Novorizo...	: Ferroviaria SP	1.70	3.40	5.20	1.12	1.25	1.95	0:1	3.10	3.15	2.05	2.5	1.50	2.50	2.35	1.55
1DG	Sun 23:30	Cuiaba	: Operario PR	1.85	3.20	4.30	1.16	1.26	1.85	0:1	3.60	3.25	1.90	2.5	1.46	2.40	2.10	1.60
1346	Tue 00:00	Botafogo SP	: Athletic Club MG	2.15	3.00	3.50	1.22	1.30	1.60	0:1	4.30	3.70	1.60	2.5	1.48	2.45	2.05	1.65
BDE	Tue 02:00	Amazonas	: CRB	2.20	3.00	3.25	1.28	1.32	1.55	0:1	4.60	3.70	1.60	2.5	1.50	2.35	2.00	1.65
49C	Thu 00:00	Club Do Remo	: Vila Nova GO	2.10	3.05	3.50	1.26	1.32	1.60	0:1	4.40	3.80	1.60	2.5	1.50	2.40	2.05	1.65
58H	Thu 00:30	America MG	: Paysandu	1.60	3.60	5.50	1.14	1.24	2.20	0:1	2.80	3.30	2.20	2.5	1.65	2.05	2.05	1.65

Regular season

Team	Matches played	Wins	Draws	Losses	Goals difference	Points		Wins (home matches)	Draws (home matches)	Losses (home matches)	Wins (away matches)	Draws (away matches)	Losses (away matches)
1st Vila Nova FC	6	4	1	1	4	13	W, W, W, D, W, ...	3	0	0	1	1	1
2nd Goias	6	4	1	1	3	13	W, W, L, D, W, ...	2	1	0	2	0	1
3rd Remo	6	3	3	0	4	12	W, D, W, D, W, ...	3	0	0	0	3	0
4th Cuiaba	6	3	3	0	3	12	D, W, D, W, D, ...	2	1	0	1	2	0
5th Avai	6	3	2	1	5	11	L, W, W, W, D, ...	2	1	0	1	1	1
6th CRB	6	3	2	1	1	11	D, D, L, W, W, ...	2	1	0	1	1	1
7th Coritiba	6	3	1	2	2	10	L, W, L, D, W, ...	2	1	0	1	0	2
8th Chapecoense	7	3	1	3	1	10	D, W, L, W, W, ...	2	0	1	1	1	2
9th Atletico-PR	7	3	1	3	-1	10	D, L, L, W, L, ...	2	1	1	1	0	2
10th America Mine...	6	3	0	3	-2	9	L, L, W, W, L, ...	3	0	0	0	0	3
11th Ferroviaria	6	2	3	1	2	9	W, L, D, W, D, ...	2	1	0	0	2	1
12th Atletico-GO	6	2	3	1	1	9	W, D, D, L, D, ...	2	1	0	0	2	1
13th Novorizontino	6	2	3	1	1	9	L, W, D, D, W, ...	2	1	0	0	2	1
14th Operario-PR	6	2	1	3	-2	7	W, L, D, L, L, ...	1	1	1	1	0	2
15th Criciuma	6	1	2	3	1	5	L, D, D, W, L, ...	1	1	1	0	1	2
16th Botafogo-SP	6	1	2	3	-1	5	W, L, L, D, D, ...	0	2	1	1	0	2
17th Volta Redonda	6	1	1	4	-3	4	W, L, D, L, L, ...	1	1	1	0	0	3
18th Athletic Club-...	6	1	0	5	-8	3	L, W, L, L, L, ...	1	0	2	0	0	3
19th Paysandu-PA	6	0	2	4	-5	2	L, D, D, L, L, ...	0	1	2	0	1	2
20th Amazonas	6	0	2	4	-6	2	L, D, L, L, D, ...	0	2	1	0	0	3

Serie C, Brazil				1 X 2			Double Chance			Handicap				Total			Both to Score	
No.	Date c	Home team	Away team	1	X	2	1X	12	X2		1	X	2		▼	▲	Yes	No
26CH	Sat 22:00 3	Nautico Capibari...	: AD Confianca	1.70	3.40	4.50	1.16	1.22	1.85	0:1	3.25	3.35	1.95	2.5	1.55	2.10	1.90	1.75
137F	Sat 22:00 3	Guarani FC SP	: Sao Bernardo	1.95	3.20	3.70	1.22	1.24	1.70	0:1	3.80	3.50	1.70	2.5	1.60	2.05	1.90	1.75
26DF	Sun 00:30 3	Anapolis FC	: Ypiranga FC RS	2.35	3.20	2.75	1.36	1.26	1.46	0:1	5.00	3.80	1.50	2.5	1.55	2.10	1.80	1.80
16EG	Sun 00:30 3	Brusque	: ABC	1.85	3.30	3.90	1.18	1.25	1.75	0:1	3.60	3.40	1.85	2.5	1.50	2.25	2.00	1.65
17GH	Sun 21:30 3	Caxias do Sul	: Retro FCB	2.00	3.15	3.60	1.20	1.28	1.65	0:1	3.90	3.35	1.70	2.5	1.46	2.40	2.05	1.60
189A	Sun 21:30 3	Botafogo PB	: Floresta	1.38	4.30	7.50	1.02	1.14	2.75	0:1	2.15	3.25	2.80	2.5	1.75	1.85	2.10	1.60
CEH	Mon 00:00 3	Londrina	: Tombense	1.80	3.40	3.90	1.18	1.22	1.80	0:1	3.50	3.35	1.85	2.5	1.55	2.10	1.95	1.70
189B	Mon 00:00 3	Centro Sportivo ...	: Maringá Futebol...	2.15	3.20	3.15	1.28	1.26	1.55	0:1	4.50	3.60	1.60	2.5	1.50	2.25	1.95	1.70
79G	Tue 00:30 3	Ituano	: Ponte Preta	2.60	2.75	2.90	1.30	1.32	1.38	0:1	5.80	3.90	1.46	2.5	1.46	2.35	1.95	1.70
28EF	Tue 00:30 3	Itabaiana	: Figueirense	2.65	2.85	2.75	1.32	1.30	1.38	1:0	1.40	4.30	5.50	2.5	1.50	2.15	1.85	1.75

First Stage

Team	Matches played	Wins	Draws	Losses	Goals difference	Points		Wins (home matches)	Home matches Draws (home matches)	Losses (home matches)	Wins (away matches)	Away matches Draws (away matches)	Losses (away matches)
1st Ituano	4	3	1	0	4	10	W, W, W, D	1	1	0	2	0	0
2nd Ponte Preta	4	3	1	0	4	10	W, W, W, D	2	0	0	1	1	0
3rd Maringa	4	3	1	0	3	10	W, D, W, W	2	0	0	1	1	0
4th Caxias	4	3	0	1	3	9	W, W, L, W	2	0	0	1	0	1
5th Londrina	4	2	2	0	4	8	D, D, W, W	1	1	0	1	1	0
6th Brusque	4	2	2	0	2	8	D, W, W, D	2	0	0	0	2	0
7th Tombense	4	2	1	1	1	7	W, L, W, D	2	0	0	0	1	1
8th Ypiranga FC	4	2	0	2	-1	6	W, L, W, L	2	0	0	0	0	2
9th Botafogo-PB	4	1	2	1	2	5	L, D, D, W	1	1	0	0	1	1
10th CSA	4	1	2	1	0	5	L, W, D, D	1	1	0	0	1	1
11th Sao Bernardo	4	1	2	1	0	5	D, W, L, D	0	2	0	1	0	1
12th Retro FC Brasil	4	1	1	2	-1	4	L, W, L, D	1	1	0	0	0	2
13th Floresta	4	1	1	2	-2	4	W, D, L, L	1	0	1	0	1	1
14th Guarani	4	1	0	3	-3	3	W, L, L, L	1	0	1	0	0	2
15th Itabaiana	4	1	0	3	-3	3	L, L, L, W	1	0	1	0	0	2
16th Confianca-SE	4	1	0	3	-4	3	L, L, W, L	1	0	1	0	0	2
17th ABC	4	0	3	1	-1	3	L, D, D, D	0	1	1	0	2	0
18th Nautico-PE	4	0	2	2	-2	2	D, L, D, L	0	2	0	0	0	2
19th Anapolis	4	0	2	2	-3	2	L, D, L, D	0	1	1	0	1	1
20th Figueirense	4	0	1	3	-3	1	L, L, L, D	0	1	1	0	0	2

Bulgaria

Parva First League, Bulgaria				1 X 2			Double Chance			Handicap				Total			Both to Score	
No.	Date c	Home team	Away team	1	X	2	1X	12	X2		1	X	2		▼	▲	Yes	No
23BC	Fri 16:45 3	FK Arda Kardzhali	: PFC Ludogorets 1..	3.00	3.20	2.20	1.48	1.26	1.28	1:0	1.60	3.90	4.30	2.5	1.55	2.05	1.80	1.80
148E	Fri 19:15 3	PFC CSKA Sofia	: Botev Plovdiv	1.32	4.60	7.50	1.04	1.12	2.85	0:1	2.05	3.40	2.90	2.5	2.00	1.70	1.95	1.75
18DG	Sat 14:00 3	Slavia Sofia	: Lokomotiv Sofia	3.20	3.15	2.10	1.55	1.26	1.28	1:0	1.65	3.80	3.90	2.5	1.70	1.90	1.65	1.90
27GH	Sat 16:30 3	Spartak Varna	: Beroe	1.95	3.20	3.60	1.18	1.28	1.65	0:1	3.80	3.45	1.70	2.5	1.60	2.05	1.85	1.75
1579	Sat 19:00 3	Levski Sofia	: Chernomorets Varna	1.55	3.60	5.30	1.08	1.22	2.15	0:1	2.70	3.25	2.30	2.5	1.65	1.95	1.95	1.65

Championship Group

Team	Matches played	Wins	Draws	Losses	Goals difference	Points		Wins (home matches)	Home matches Draws (home matches)	Losses (home matches)	Wins (away matches)	Away matches Draws (away matches)	Losses (away matches)
1st Ludogorets R...	32	25	5	2	50	80	D, W	1	1	0	0	0	0
2nd Levski Sofia	32	19	7	6	30	64	D, D	0	1	0	0	1	0
3rd Arda Kardzhali	32	15	10	7	16	55	D, D	0	0	0	0	2	0
4th Chernomorets Varna	32	14	12	6	14	54	D, L	0	1	0	0	0	1

Cambodia

C-League, Cambodia				1 X 2			Double Chance			Handicap				Total			Both to Score	
No.	Date c	Home team	Away team	1	X	2	1X	12	X2		1	X	2		▼	▲	Yes	No
24F	Fri 13:00 3	Life Fc	: Kirivong Sok Sen...	3.35	3.60	1.80	1.75	1.18	1.20	1:0	1.80	3.70	3.15	3.5	1.55	2.15	1.42	2.50

Relegation Group

Team	Matches played	Wins	Draws	Losses	Goals difference	Points		Wins (home matches)	Home matches Draws (home matches)	Losses (home matches)	Wins (away matches)	Away matches Draws (away matches)	Losses (away matches)
1st Dangkor	26	12	3	11	-4	39	W, W, L, W, W, ...	2	0	0	3	0	1
2nd National Defe...	26	9	4	13	-15	31	W, W, W, W, L, ...	2	0	1	2	0	1
3rd Kirivong Sok	27	5	3	19	-49	18	L, L, W, W, W, ...	2	0	2	2	0	1
4th Life FC	26	4	4	18	-40	16	L, L, L, L, W, ...	1	0	2	1	0	2
5th Ministry of Int...	27	2	2	23	-63	8	L, W, L, L, L, ...	0	0	4	1	0	2

Canada

Canadian Premier League, Canada				1 X 2			Double Chance			Handicap				Total			Both to Score	
No.	Date c	Home team	Away team	1	X	2	1X	12	X2		1	X	2		▼	▲	Yes	No
26AG	Sat 20:00 3	Atletico Ottawa	: Valour FC	1.36	4.50	8.75	1.02	1.12	2.90	0:1	2.00	3.50	3.00	2.5	1.80	1.80	2.25	1.55
139E	Sat 23:30 3	Halifax Wandere...	: Cavalry FC	2.45	3.15	2.70	1.35	1.26	1.46	0:1	4.70	4.20	1.50	2.5	1.70	1.90	1.75	1.85
16CG	Sun 02:00 3	Pacific FC	: York 9 FC	2.10	3.35	3.00	1.28	1.22	1.60	0:1	3.80	3.90	1.55	2.5	1.85	1.75	1.65	2.00

Regular season

Team	Matches played	Wins	Draws	Losses	Goals difference	Points		Wins (home matches)	Draws (home matches)	Losses (home matches)	Wins (away matches)	Draws (away matches)	Losses (away matches)
1st Atletico Ottaw.	5	4	1	0	8	13	W, W, W, W, D	2	1	0	2	0	0
2nd HFX Wandere...	5	3	2	0	4	11	D, W, W, W, D	1	1	0	2	1	0
3rd Forge FC	5	2	3	0	3	9	D, D, D, W, W	1	1	0	1	2	0
4th Vancouver FC	5	1	2	2	-3	5	W, D, D, L, L	0	1	2	1	1	0
5th York United FC	5	1	1	3	-1	4	L, D, L, L, W	0	1	2	1	0	1
6th Cavalry FC	4	1	1	2	-2	4	W, L, D, L	0	1	1	1	0	1
7th Pacific FC	5	1	1	3	-4	4	L, D, L, L, W	1	0	1	0	1	2
8th Valour FC	4	0	1	3	-5	1	L, L, D, L	0	0	2	0	1	1

Chile

Copa Chile, Chile				1 X 2			Double Chance			Handicap				Total			Both to Score	
No.	Date c	Home team	Away team	1	X	2	1X	12	X2		1	X	2		▼	▲	Yes	No
ACE	Sat 01:00 3	Universidad de C...	: Deportes Recole...	1.35	4.90	6.40	1.04	1.09	2.70	0:1	2.00	3.70	2.85	3.5	1.55	2.10	1.60	2.05
14AC	Sat 21:00 3	Santiago Morning	: Magallanes				1.80	1.24	1.16	1:0	1.85	3.45	3.30	1.5	3.10	1.26	1.75	1.85
EFH	Sat 21:00 3	Curico Unido	: Nublense	2.85	3.15	2.25	1.50	1.26	1.28	1:0	1.55	4.00	4.40	2.5	1.85	1.75	1.60	2.05
14CE	Sat 21:00 3	Deportes Limach...	: Colo Colo	4.10	3.45	1.75	1.85	1.22	1.15	1:0	1.95	3.45	3.20	2.5	1.70	1.90	1.85	1.75
269B	Sat 23:30 3	Deportes Temuco	: Huachipato	2.50	3.15	2.55	1.42	1.26	1.36	1:0	1.50	4.40	4.70	2.5	2.00	1.65	1.50	2.20
268G	Sat 23:30 3	Coquimbo Unido	: San Marcos	1.55	3.60	5.30	1.08	1.18	2.15	0:1	2.60	3.50	2.25	2.5	1.85	1.75	1.80	1.80
298BH	Sun 02:00 3	Audax Italiano	: Palestino	2.35	3.00	2.70	1.32	1.28	1.42	0:1	5.00	4.20	1.50	2.5	1.60	2.05	1.80	1.80
257B	Sun 23:30 3	Union La Calera	: San Luis	2.15	3.15	3.15	1.25	1.26	1.55	0:1	4.60	3.70	1.55	2.5	1.48	2.30	2.05	1.60

Main tournament

Team	Matches played	Wins	Draws	Losses	Goals difference	Points		Wins (home matches)	Draws (home matches)	Losses (home matches)	Wins (away matches)	Draws (away matches)	Losses (away matches)
1st Deportes Con...	4	1	2	1	0	5	L, D, D, W	1	1	0	0	1	1

Group A

Team	Matches played	Wins	Draws	Losses	Goals difference	Points		Wins (home matches)	Draws (home matches)	Losses (home matches)	Wins (away matches)	Draws (away matches)	Losses (away matches)
1st Deportes Cop...	5	2	1	2	3	7	L, L, W, W, D	2	1	0	0	0	2
2nd Deportes Iqu...	5	2	1	2	0	7	W, D, W, L, L	2	0	1	0	1	1
3rd Antofagasta	5	2	1	2	-4	7	L, W, L, D, W	1	0	1	1	1	1
4th Cobreloa	5	1	3	1	1	6	W, D, L, L, D	0	2	0	1	1	1

Group B

Team	Matches played	Wins	Draws	Losses	Goals difference	Points		Wins (home matches)	Draws (home matches)	Losses (home matches)	Wins (away matches)	Draws (away matches)	Losses (away matches)
1st Santiago Wan...	5	3	1	1	2	10	D, L, W, W, W	1	0	1	2	1	0
2nd Colo Colo	5	2	2	1	4	8	D, W, W, L, D	1	2	0	1	0	1
3rd Limache	5	2	2	1	2	8	W, W, L, D, D	0	1	1	2	1	0
4th Union San Fe...	5	0	1	4	-8	1	L, L, L, L, D	0	0	3	0	1	1

Group C

Team	Matches played	Wins	Draws	Losses	Goals difference	Points		Wins (home matches)	Draws (home matches)	Losses (home matches)	Wins (away matches)	Draws (away matches)	Losses (away matches)
1st La Serena	5	3	1	1	3	10	W, L, W, D, W	2	0	0	1	1	1
2nd San Marcos d...	5	2	1	2	-2	7	L, W, L, W, D	2	1	0	0	0	2
3rd Coquimbo Un...	5	1	3	1	0	6	L, D, W, D, D	0	2	0	1	1	1
4th Cobresal	5	1	1	3	-1	4	W, D, L, L, L	1	0	2	0	1	1

Group D

Team	Matches played	Wins	Draws	Losses	Goals difference	Points		Wins (home matches)	Draws (home matches)	Losses (home matches)	Wins (away matches)	Draws (away matches)	Losses (away matches)
1st Union La Cale...	5	3	1	1	1	10	L, W, D, W, W	1	1	0	2	0	1
2nd San Luis Quillo...	5	3	0	2	1	9	W, W, L, W, L	2	0	1	1	0	1
3rd Everton Vina ...	5	2	0	3	0	6	W, L, W, L, L	2	0	0	0	0	3
4th Universidad C...	5	1	1	3	-2	4	L, L, D, L, W	1	0	2	0	1	1

Group E

Team	Matches played	Wins	Draws	Losses	Goals difference	Points		Wins (home matches)	Home matches Draws (home matches)	Losses (home matches)	Wins (away matches)	Away matches Draws (away matches)	Losses (away matches)
1st Audax Italiano	5	3	2	0	5	11	W, D, D, W, W	2	0	0	1	2	0
2nd Union Espanola	4	1	1	2	0	4	W, D, L, L	1	1	1	0	0	1
3rd Palestino	5	1	1	3	-5	4	D, L, L, W, L	0	1	1	1	0	2
4th Deportes Mel...	0	0	0	0	0	0		0	0	0	0	0	0

Group F

Team	Matches played	Wins	Draws	Losses	Goals difference	Points		Wins (home matches)	Home matches Draws (home matches)	Losses (home matches)	Wins (away matches)	Away matches Draws (away matches)	Losses (away matches)
1st Huachipato	5	3	2	0	8	11	D, W, D, W, W	3	0	0	0	2	0
2nd O'Higgins	5	1	3	1	1	6	D, L, D, D, W	1	2	0	0	1	1
3rd Deportes Tem...	5	1	2	2	-5	5	D, W, L, D, L	1	1	0	0	1	2
4th Rangers Talca	5	1	1	3	-4	4	D, L, W, L, L	1	1	0	0	0	3

Group G

Team	Matches played	Wins	Draws	Losses	Goals difference	Points		Wins (home matches)	Home matches Draws (home matches)	Losses (home matches)	Wins (away matches)	Away matches Draws (away matches)	Losses (away matches)
1st Univ. de Chile	5	4	0	1	11	12	W, W, W, L, W	1	0	1	3	0	0
2nd Magallanes	5	3	1	1	2	10	L, W, D, W, W	1	1	1	2	0	0
3rd Santiago Morn...	5	1	2	2	-4	5	D, L, W, D, L	1	0	1	0	2	1
4th Deportes Rec...	5	0	1	4	-9	1	D, L, L, L, L	0	1	2	0	0	2

Group H

Team	Matches played	Wins	Draws	Losses	Goals difference	Points		Wins (home matches)	Home matches Draws (home matches)	Losses (home matches)	Wins (away matches)	Away matches Draws (away matches)	Losses (away matches)
1st Nublense	5	3	1	1	3	10	W, L, D, W, W	2	1	0	1	0	1
2nd Univ. de Conc...	5	2	1	2	1	7	L, D, W, W, L	0	1	1	2	0	1
3rd Curico Unido	5	1	2	2	0	5	D, D, L, W, L	0	1	1	1	1	1
4th Deportes San...	5	1	2	2	-4	5	D, W, L, D, L	1	0	2	0	2	0

Segunda División, Chile				1 X 2			Double Chance			Handicap				Total			Both to Score	
No.	Date c	Home team	Away team	1	X	2	1X	12	X2		1	X	2		▼	▲	Yes	No
16C	Fri 20:30 3	Provincial Ovalle	: Deportes Linares	2.05	3.10	3.25	1.26	1.24	1.60	0:1	4.60	3.60	1.65	2.5	1.45	2.40	2.00	1.60

China

China Super League, China				1 X 2			Double Chance			Handicap				Total			Both to Score	
No.	Date c	Home team	Away team	1	X	2	1X	12	X2		1	X	2		▼	▲	Yes	No
4FH	Fri 13:35 3	Shanghai Port FC	: Qingdao Hainiu	1.26	5.30	7.20	1.02	1.05	3.10	0:1	1.80	3.90	3.30	3.5	1.75	1.85	1.60	2.15
246D	Sat 13:00 3	Shanghai Shenh...	: Qingdao West Co..	1.28	5.40	8.25	1.02	1.09	3.15	0:1	1.80	3.80	3.40	3.5	1.65	2.00	1.65	2.00
245D	Sat 13:35 3	Meizhou Hakka	: Chengdu Better ...	6.60	4.50	1.42	2.65	1.14	1.07	1:0	2.70	3.70	2.05	3.5	1.55	2.15	1.55	2.15
245E	Sat 13:35 3	Shandong Lunen...	: Zhejiang Profess...	1.60	4.20	4.30	1.16	1.16	2.15	0:1	2.55	3.80	2.15	3.5	1.70	1.90	1.40	2.70
15AG	Sat 14:00 3	Beijing Guoan	: Shenzhen Peng C..	1.16	6.40	13.0		1.06	4.20	0:2	2.55	3.80	2.15	3.5	1.60	2.10	1.95	1.70
146C	Sun 13:00 3	Changchun Yatai	: Henan Jianye F.C	2.95	3.25	2.30	1.48	1.26	1.30	1:0	1.55	4.20	4.30	2.5	1.80	1.80	1.60	2.05
149H	Sun 13:00 3	Tianjin Teda	: Yunnan Yukun	1.85	3.60	3.70	1.22	1.20	1.75	0:1	3.30	3.70	1.85	2.5	2.10	1.65	1.50	2.20
124B	Sun 13:35 3	Wuhan Three To...	: Dalian Yingbo	2.20	3.30	3.00	1.30	1.25	1.55	0:1	4.10	3.90	1.65	2.5	1.90	1.70	1.55	2.15

Regular season

Team	Matches played	Wins	Draws	Losses	Goals difference	Points		Wins (home matches)	Home matches Draws (home matches)	Losses (home matches)	Wins (away matches)	Away matches Draws (away matches)	Losses (away matches)
1st Chengdu Ron...	11	8	2	1	11	26	W, W, W, W, D, ...	4	1	1	4	1	0
2nd Shanghai She...	11	8	2	1	11	26	W, L, W, W, W, ...	5	1	0	3	1	1
3rd Beijing Guoan	10	6	4	0	13	22	W, W, W, W, D, ...	3	1	0	3	3	0
4th Shanghai Port...	10	6	2	2	8	20	W, L, W, L, W, ...	3	1	2	3	1	0
5th Shandong Ta...	11	5	2	4	3	17	L, D, L, L, W, ...	2	2	2	3	0	2
6th Qingdao Wes...	10	4	4	2	2	16	D, W, L, W, L, ...	3	3	1	1	1	1
7th Tianjin Tigers	11	4	4	3	0	16	W, L, L, W, L, ...	2	2	1	2	2	2
8th Zhejiang	11	4	3	4	4	15	L, W, W, L, D, ...	3	2	0	1	1	4
9th Dalian Yingbo	11	3	4	4	-5	13	L, W, D, L, W, ...	3	1	1	0	3	3
10th Meizhou Hakka	11	3	3	5	-2	12	L, L, D, W, D, ...	3	0	3	0	3	2
11th Yunnan Yukun	11	3	3	5	-5	12	W, L, L, D, D, ...	2	1	2	1	2	3
12th Wuhan Three...	11	3	2	6	-9	11	L, W, W, L, D, ...	2	1	2	1	1	4
13th Shenzhen Pe...	11	3	2	6	-11	11	D, W, D, L, W, ...	2	1	2	1	1	4
14th Henan FC	10	2	1	7	-4	7	L, L, L, W, L, ...	1	0	4	1	1	3
15th Qingdao Hainiu	11	1	4	6	-4	7	W, D, D, L, L, ...	1	3	2	0	1	4
16th Changchun Y...	11	1	2	8	-12	5	L, L, L, D, L, ...	0	2	2	1	0	6

League One, China				1 X 2			Double Chance			Handicap				Total			Both to Score	
No.	Date c	Home team	Away team	1	X	2	1X	12	X2		1	X	2		▼	▲	Yes	No
29AH	Sat 09:00 3	Jiangxi Dingnan ...	: Shanghai Jiading..	2.15	2.80	3.50	1.24	1.30	1.55	0:1	4.60	3.70	1.60	1.5	2.30	1.50	2.20	1.55
29BC	Sat 13:30 3	Guangxi Baoyun	: Shijiazhuang Gon..	3.35	3.15	1.95	1.65	1.22	1.22	1:0	1.65	3.60	4.20	2.5	1.55	2.15	1.95	1.65
29AG	Sat 13:30 3	Nantong Zhiyun	: Shenzhen Juniors	1.60	3.40	4.70	1.08	1.22	1.95	0:1	3.10	3.35	2.00	2.5	1.60	2.00	1.90	1.70
29AF	Sat 13:30 3	Guangzhou E-po...	: Chongqing Tongl...	2.70	3.00	2.45	1.45	1.26	1.28	1:0	1.48	4.00	5.10	2.5	1.50	2.20	1.95	1.70

Regular season

Team	Matches played	Wins	Draws	Losses	Goals difference	Points		Wins (home matches)	Draws (home matches)	Losses (home matches)	Wins (away matches)	Draws (away matches)	Losses (away matches)
1st Chongqing To...	7	6	1	0	9	19	W, W, W, W, W, ...	3	1	0	3	0	0
2nd Liaoning Tiera...	7	6	0	1	14	18	W, W, W, W, W, ...	3	0	0	3	0	1
3rd Guangdong G...	7	5	1	1	9	16	W, W, W, L, D, ...	2	0	1	3	1	0
4th Shijiazhuang G...	7	4	2	1	6	14	L, W, D, W, W, ...	1	1	1	3	1	0
5th Suzhou Dong...	7	3	4	0	6	13	W, W, D, D, D, ...	2	2	0	1	2	0
6th Dalian K'un Ci...	7	2	3	2	-1	9	W, D, L, D, D, ...	1	2	1	1	1	1
7th Shenzhen Jun...	7	3	0	4	-7	9	W, L, L, W, L, ...	3	0	1	0	0	3
8th Nantong Zhiy...	7	2	2	3	-3	8	L, D, L, W, D, ...	2	0	2	0	2	1
9th Shanghai Jia...	7	2	2	3	-2	8	D, L, W, D, L, ...	2	1	1	0	1	2
10th Yanbian Long...	7	2	2	3	-5	8	D, W, W, L, L, ...	2	0	0	0	2	3
11th Dingnan Ganli...	7	1	4	2	-2	7	L, D, D, W, D, ...	1	3	0	0	1	2
12th Nanjing City	7	1	3	3	-2	6	L, L, D, D, D, ...	0	2	2	1	1	1
13th Foshan Nanshi	7	1	2	4	-6	5	D, L, D, L, W, ...	1	2	1	0	0	3
14th Shaanxi Union	7	1	2	4	-2	5	L, L, D, L, L, ...	1	1	1	0	1	3
15th Qingdao Red ...	7	0	4	3	-5	4	D, L, L, L, D, ...	0	2	1	0	2	2
16th Guangxi Pingg...	7	0	2	5	-9	2	L, D, L, L, D, ...	0	0	3	0	2	2

League Two, China				1 X 2			Double Chance			Handicap				Total			Both to Score	
No.	Date c	Home team	Away team	1	X	2	1X	12	X2		1	X	2		▼	▲	Yes	No
29CE	Sat 09:00 3	Changchun Xidu	: Wuxi Wugou	3.40	2.95	2.05	1.55	1.30	1.22	1:0	1.60	3.80	4.50	2.5	1.46	2.30	2.00	1.65
29DF	Sat 10:00 3	Shenzhen 2028	: Guangxi Lanhang	1.35	3.90	8.50	1.01	1.18	2.70	0:1	2.25	3.20	2.75	2.5	1.70	1.90	2.15	1.55
29CH	Sat 10:00 3	Kunming City Sta...	: Wuhan Three To...	2.25	3.00	3.00	1.28	1.28	1.50	0:1	4.90	3.80	1.55	1.5	2.35	1.46	2.15	1.55
29DE	Sat 10:30 3	Quanzhou Yaxin	: Guangzhou Dand...	5.50	3.60	1.50	2.20	1.18	1.07					2.5	1.50	2.25		
19FH	Sat 13:35 3	Chengdu Rongch...	: Guizhou Zhuchen..	1.80	3.25	4.20	1.15	1.24	1.80	0:1	3.30	3.40	1.90	2.5	1.50	2.20	2.00	1.60

North

Team	Matches played	Wins	Draws	Losses	Goals difference	Points		Wins (home matches)	Draws (home matches)	Losses (home matches)	Wins (away matches)	Draws (away matches)	Losses (away matches)
1st Wuxi Wugo	8	5	3	0	11	18	W, W, W, D, D, ...	3	2	0	2	1	0
2nd Changchun X...	8	5	2	1	6	17	D, W, W, D, L, ...	1	0	1	4	2	0
3rd Jiangxi Lushan	8	4	3	1	5	15	W, W, L, D, W, ...	2	2	0	2	1	1
4th Shandong Ta...	8	4	3	1	3	15	W, W, L, W, D, ...	1	3	0	3	0	1
5th Shanghai Port...	8	4	1	3	5	13	D, W, W, L, L, ...	3	1	1	1	0	2
6th Nantong Haim...	8	3	3	2	-1	12	W, W, L, D, W, ...	2	1	0	1	2	2
7th Hangzhou Lin...	8	2	3	3	-4	9	L, L, L, W, D, ...	1	1	2	1	2	1
8th Tai'an Tianku...	8	2	1	5	-2	7	W, L, W, L, L, ...	2	0	2	0	1	3
9th Shanxi Chong...	8	1	4	3	-7	7	L, L, W, D, D, ...	0	2	1	1	2	2
10th Lanzhou Long...	8	1	3	4	-6	6	L, L, L, D, W, ...	1	1	3	0	2	1
11th Hubei Istar	8	1	3	4	-5	6	L, L, W, D, L, ...	0	2	2	1	1	2
12th Beijing BIT FC	8	1	1	6	-5	4	L, L, L, D, W, ...	1	0	4	0	1	2

South

Team	Matches played	Wins	Draws	Losses	Goals difference	Points		Wins (home matches)	Draws (home matches)	Losses (home matches)	Wins (away matches)	Draws (away matches)	Losses (away matches)
1st Guangxi Heng...	8	5	2	1	6	17	W, W, W, D, W, ...	2	1	1	3	1	0
2nd Chengdu Ron...	8	5	2	1	11	17	W, W, W, D, L, ...	2	2	0	3	0	1
3rd Wenzhou Pro...	8	4	4	0	6	16	D, W, D, W, W, ...	2	2	0	2	2	0
4th Guizhou Zhuc...	8	5	1	2	2	16	W, W, L, L, W, ...	4	1	0	1	0	2
5th Shenzhen FC	8	4	2	2	1	14	W, W, W, D, D, ...	1	1	1	3	1	1
6th Guangzhou D...	8	4	1	3	5	13	L, L, D, W, W, ...	2	1	1	2	0	2
7th Kunming City ...	8	3	3	2	1	12	W, L, L, W, W, ...	1	1	1	2	2	1
8th Ganzhou Ruishi	8	2	4	2	0	10	L, L, W, D, D, ...	2	1	1	0	3	1
9th Wuhan Three...	8	1	4	3	1	7	L, W, D, L, L, ...	0	2	2	1	2	1
10th Quanzhou Ya...	8	0	3	5	-8	3	L, L, L, D, L, ...	0	2	2	0	1	3
11th Guangdong M...	8	0	3	5	-9	3	D, L, D, D, L, ...	0	0	4	0	3	1
12th Guangxi Lanh...	8	0	1	7	-16	1	L, L, L, L, L, ...	0	1	4	0	0	3

Colombia

Categoria Primera B, Colombia				1 X 2			Double Chance			Handicap				Total			Both to Score	
No.	Date c	Home team	Away team	1	X	2	1X	12	X2		1	X	2		▼	▲	Yes	No
37F	Sat 22:00 3	Atlético FC	: Leones FC	2.90	3.35	2.10	1.50	1.22	1.30	1:0	1.55	4.20	4.00	2.5	2.05	1.60	1.48	2.20
19A	Sat 23:00 3	Jaguars de Cór...	: Patriotas Boyaca	2.10	3.00	3.40	1.24	1.28	1.60	0:1	4.20	3.60	1.65	2.5	1.48	2.30	1.95	1.65
27AD	Sun 00:00 3	Barranquilla FC	: Boca Juniors de ...	1.90	3.25	3.60	1.22	1.26	1.70	0:1	3.60	3.60	1.80	2.5	1.60	2.00	1.85	1.75

Opening

Team	Matches played	Wins	Draws	Losses	Goals difference	Points		Wins (home matches)	Home matches Draws (home matches)	Losses (home matches)	Wins (away matches)	Away matches Draws (away matches)	Losses (away matches)
1st Cucuta Depor...	14	10	2	2	14	32	W, W, W, W, W, ...	5	2	0	5	0	2
2nd Patriotas	14	9	3	2	13	30	L, W, D, W, W, ...	5	1	1	4	2	1
3rd Jaguars de C...	14	8	4	2	10	28	W, L, W, W, D, ...	4	2	1	4	2	1
4th Atletico Huila	14	8	4	2	10	28	W, D, D, W, W, ...	5	1	1	3	3	1
5th Real Soacha	14	7	5	2	9	26	L, W, W, D, D, ...	4	2	1	3	3	1
6th Inter Palmira	14	8	2	4	5	26	D, L, L, L, W, ...	5	1	1	3	1	3
7th Real Cartagena	14	7	3	4	6	24	W, D, W, L, L, ...	4	1	2	3	2	2
8th Tigres FC	14	5	5	4	1	20	W, L, W, W, D, ...	4	3	0	1	2	4
9th Real San And...	14	5	2	7	-5	17	L, L, D, L, D, ...	3	2	2	2	0	5
10th Orsomarso	14	2	8	4	-1	14	D, L, W, L, D, ...	1	2	4	1	6	0
11th Leones FC	14	4	2	8	-5	14	L, L, L, L, W, ...	2	1	4	2	1	4
12th Deportes Qui...	14	3	4	7	-10	13	L, W, D, D, D, ...	2	2	3	1	2	4
13th Bogota	14	3	4	7	-11	13	W, W, D, L, D, ...	2	3	2	1	1	5
14th Barranquilla FC	14	2	3	9	-15	9	L, D, D, L, W, ...	1	3	3	1	0	6
15th Atletico FC	14	2	2	10	-13	8	L, L, L, W, L, ...	2	1	4	0	1	6
16th Boca Juniors d...	14	2	1	11	-8	7	W, L, L, L, L, ...	2	0	5	0	1	6

Primera A, Colombia				1 X 2			Double Chance			Handicap				Total			Both to Score	
No.	Date c	Home team	Away team	1	X	2	1X	12	X2		1	X	2		▼	▲	Yes	No
19GH	Sat 01:20 3	Deportes Tolima	: Unión Magdalena	1.36	4.20	9.00	1.02	1.15	2.75	0:1	2.10	3.25	2.95	2.5	1.50	2.15	2.55	1.45
1ABH	Sat 03:30 3	Atlético Bucaram...	: Independiente M..	2.90	2.75	2.40	1.44	1.32	1.32	1:0	1.48	3.90	5.60	1.5	2.35	1.46	2.15	1.60
1CFH	Sat 22:00 3	Envigado FC	: Rionegro Aguilas	2.90	2.70	2.60	1.34	1.36	1.32	1:0	1.38	3.90	6.20	1.5	2.10	1.60	2.25	1.50
5CD	Sun 00:10 3	Fortaleza C.E.I.F	: La Equidad	2.10	3.05	3.50	1.22	1.28	1.60	0:1	4.20	3.60	1.65	2.5	1.50	2.20	1.95	1.65
19EF	Sun 02:20 3	Independiente S...	: CDP Junior FC	1.42	3.80	7.00	1.02	1.16	2.45	0:1	2.40	3.25	2.55	2.5	1.60	2.05	2.30	1.55
1ABC	Sun 23:00 3	Alianza FC Valled...	: Deportivo Cali	2.50	2.90	2.95	1.32	1.32	1.40	0:1	5.40	3.90	1.50	1.5	2.45	1.40	2.00	1.65
27AF	Mon 01:00 3	Atletico Naciona...	: Llaneros FC	1.16	6.00	13.0		1.06	4.10	0:2	2.80	3.70	2.05	2.5	2.10	1.60	2.35	1.50
1DEF	Mon 03:20 3	Once Caldas	: Millonarios	2.25	2.90	3.30	1.26	1.32	1.50	0:1	4.30	3.70	1.60	2.5	1.50	2.25	1.90	1.75
DFH	Wed 02:30 3	Deportivo Pereira	: Deportivo Pasto	2.00	3.05	3.90	1.18	1.32	1.65	0:1	3.90	3.50	1.70	1.5	2.35	1.46	2.20	1.60

Opening

Team	Matches played	Wins	Draws	Losses	Goals difference	Points		Wins (home matches)	Home matches Draws (home matches)	Losses (home matches)	Wins (away matches)	Away matches Draws (away matches)	Losses (away matches)
1st America de Cali	18	9	6	3	13	33	D, W, W, L, D, ...	7	2	0	2	4	3
2nd Atletico Nacio...	17	9	5	3	17	32	D, W, L, W, D, ...	7	1	0	2	4	3
3rd Millonarios	17	9	4	4	10	31	D, W, D, D, W, ...	5	2	1	4	2	3
4th Junior FC	17	8	7	2	9	31	D, L, W, D, D, ...	5	3	1	3	4	1
5th Indep. Medel...	16	7	8	1	11	29	D, D, W, W, L, ...	4	4	0	3	4	1
6th Santa Fe	17	7	6	4	7	27	W, D, L, L, D, ...	3	5	1	4	1	3
7th Deportes Toli...	16	7	6	3	7	27	D, W, L, D, W, ...	6	2	0	1	4	3
8th Once Caldas	16	8	2	6	1	26	W, L, W, D, W, ...	6	0	2	2	2	4
9th Deportivo Pas...	17	7	5	5	1	26	W, L, W, L, D, ...	6	2	1	1	3	4
10th Deportivo Cali	17	5	9	3	2	24	D, L, W, L, D, ...	4	5	0	1	4	3
11th Alianza Petrol...	17	6	5	6	-4	23	W, D, L, W, W, ...	3	3	2	3	2	4
12th Deportivo Per...	17	5	7	5	-1	22	D, D, W, W, D, ...	4	4	0	1	3	5
13th Atl. Bucarama...	17	5	5	7	-2	20	L, L, D, W, W, ...	3	2	3	2	3	4
14th Envigado	17	5	3	9	-9	18	L, L, W, W, L, ...	2	2	4	3	1	5
15th Llaneros FC	17	5	2	10	-6	17	W, L, L, L, W, ...	4	1	4	1	1	6
16th Fortaleza C.E....	17	4	5	8	-12	17	L, D, W, W, L, ...	3	3	2	1	2	6
17th Boyaca Chico	18	3	8	7	-16	17	W, D, L, L, D, ...	2	4	3	1	4	4
18th Rionegro Agu...	17	1	9	7	-6	12	D, L, D, L, D, ...	1	4	4	0	5	3
19th La Equidad	17	2	4	11	-12	10	L, L, W, L, W, ...	2	2	5	0	2	6
20th Union Magdal...	16	0	8	8	-10	8	L, D, D, D, L, ...	0	6	2	0	2	6

Croatia

1. NL, Croatia				1 X 2			Double Chance			Handicap				Total			Both to Score	
No.	Date c	Home team	Away team	1	X	2	1X	12	X2		1	X	2		▼	▲	Yes	No
1468	Fri 15:50 3	NK Radnik Sesve...	NK Croatia Zmija...	1.85	3.25	3.80	1.20	1.26	1.75	0:1	3.50	3.50	1.75	2.5	1.60	2.05	1.90	1.80
158C	Fri 17:30 3	HNK Cibalia	NK Rudes	2.75	3.00	2.40	1.46	1.26	1.35	1:0	1.46	4.00	5.00	2.5	1.50	2.20	1.85	1.75
27F	Sat 14:50 3	HNK Orijent 1919	Vukovar 91	3.30	3.30	2.00	1.65	1.25	1.25	1:0	1.60	3.70	4.20	2.5	1.55	2.15	1.95	1.70
138A	Sat 17:30 3	NK Dugopolje	Jarun	2.40	3.30	2.65	1.38	1.26	1.46	0:1	5.00	4.10	1.48	2.5	1.55	2.10	1.85	1.75
15CH	Sun 13:50 3	Dubrava Zagreb	NK Opatija	11.0	4.60	1.26	3.30	1.09	1.02	1:0	3.40	3.40	1.95	2.5	1.70	1.90	2.50	1.40

Regular season

Team	Matches played	Wins	Draws	Losses	Goals difference	Points		Wins (home matches)	Home matches	Losses (home matches)	Wins (away matches)	Away matches	Losses (away matches)
									Draws (home matches)			Draws (away matches)	
1st Vukovar 1991	29	18	8	3	36	62	W, W, W, D, W, ...	10	4	1	8	4	2
2nd Opatija	28	15	11	2	23	56	L, W, W, W, W, ...	8	5	1	7	6	1
3rd HNK Orijent 1...	29	12	12	5	11	48	W, W, W, W, D, ...	6	7	2	6	5	3
4th Sesvete	29	13	7	9	7	46	L, L, L, W, W, ...	7	2	6	6	5	3
5th Dubrava Zagr...	29	14	3	12	2	45	W, W, L, W, W, ...	9	1	5	5	2	7
6th Bjelo Brdo	29	11	7	11	-4	40	W, W, W, W, L, ...	4	5	5	7	2	6
7th Cibalia	29	10	8	11	5	38	L, L, W, L, D, ...	6	5	4	4	3	7
8th Rudes	28	9	7	12	-1	34	D, L, L, W, L, ...	6	1	6	3	6	6
9th Jarun	29	8	9	12	-5	33	W, L, W, D, L, ...	2	4	8	6	5	4
10th Croatia Zmjav...	29	7	10	12	-16	31	L, L, L, L, L, ...	5	4	5	2	6	7
11th Dugopolje	29	4	12	13	-20	24	L, D, L, L, L, ...	2	9	3	2	3	10
12th Zrinski Osjeck...	27	1	6	20	-38	9	L, L, L, L, L, ...	1	3	10	0	3	10

HNL, Croatia				1 X 2			Double Chance			Handicap				Total			Both to Score	
No.	Date c	Home team	Away team	1	X	2	1X	12	X2		1	X	2		▼	▲	Yes	No
58	Fri 18:00	Osijek	NK Lokomotiva Z...	1.75	3.50	4.50	1.18	1.25	1.90	0:1	2.95	3.60	2.00	2.5	1.90	1.75	1.75	1.95
6DF	Sat 17:00	Sibenik	HNK Rijeka	5.70	3.50	1.55	2.20	1.24	1.10	1:0	2.25	3.30	2.80	2.5	1.55	2.25	2.15	1.60
1459	Sat 19:45	Dinamo Zagreb	Slaven Belupo	1.26	5.70	10.0	1.02	1.09	3.70	0:2	2.75	3.80	2.00	3.5	1.50	2.25	1.90	1.75
15AC	Sun 16:00	HNK Gorica	Hajduk Split	5.20	3.50	1.65	2.00	1.26	1.10	1:0	2.10	3.30	2.95	2.5	1.60	2.05	2.05	1.65
145H	Sun 18:15	Istra 1961	NK Varazdin	1.95	2.90	4.20	1.15	1.30	1.70	0:1	4.00	3.50	1.80	2.5	1.46	2.45	2.05	1.65

Regular season

Team	Matches played	Wins	Draws	Losses	Goals difference	Points		Wins (home matches)	Home matches	Losses (home matches)	Wins (away matches)	Away matches	Losses (away matches)
									Draws (home matches)			Draws (away matches)	
1st HNK Rijeka	33	16	11	6	26	59	W, L, L, L, W, ...	10	5	2	6	6	4
2nd Dinamo Zagreb	33	17	7	9	22	58	W, W, L, W, W, ...	11	3	2	6	4	7
3rd Hajduk Split	33	15	11	7	13	56	L, L, L, D, D, ...	11	4	2	4	7	5
4th Varazdin	33	10	15	8	4	45	D, W, W, D, L, ...	7	8	2	3	7	6
5th Slaven Belupo	33	12	9	12	0	45	L, D, L, W, W, ...	6	5	6	6	4	6
6th Istra 1961	33	10	13	10	-6	43	D, D, W, W, L, ...	6	7	3	4	6	7
7th NK Osijek	33	11	7	15	-5	40	W, W, W, L, L, ...	6	4	6	5	3	9
8th HNK Gorica	33	9	9	15	-15	36	L, D, W, W, W, ...	8	5	3	1	4	12
9th Lokomotiva Z...	33	9	7	17	-12	34	D, L, L, L, D, ...	5	4	8	4	3	9
10th HNK Sibenik	33	7	9	17	-27	30	D, D, W, L, L, ...	4	4	8	3	5	9

Cyprus

Division 1, Cyprus				1 X 2			Double Chance			Handicap				Total			Both to Score	
No.	Date c	Home team	Away team	1	X	2	1X	12	X2		1	X	2		▼	▲	Yes	No
1EH	Fri 18:00 3	Nea Salamis Fam...	: Anorthosis Fama...	3.15	3.70	1.95	1.65	1.20	1.28	1:0	1.65	4.00	3.50	3.5	1.50	2.25	1.48	2.50
6CG	Sun 18:00 3	Enosis	: Ethnikos Achna	1.44	4.20	6.60	1.08	1.16	2.50	0:1	2.20	3.45	2.65	2.5	1.85	1.80	1.95	1.70
123C	Sun 18:00 3	Omonia Aradipp...	: Omonia 29th May	1.12	6.30	15.5		1.05	4.40	0:2	2.35	3.80	2.35	3.5	1.46	2.25	2.40	1.50
15FG	Sun 18:00 3	AEL Limassol	: Karmiotissa	2.60	2.75	2.70	1.35	1.36	1.36	0:1	5.30	4.50	1.46	2.5	1.65	2.00	1.70	1.95
7AG	Mon 18:00 3	APOEL Nicosia	: Pafos FC	3.05	3.25	2.20	1.55	1.25	1.28	1:0	1.55	3.80	4.30	2.5	1.65	1.95	1.75	1.90
ACH	Mon 18:00 3	AEK Larnaka	: Apollon Limasso...	1.55	3.80	5.20	1.10	1.18	2.10	0:1	2.50	3.45	2.30	2.5	1.80	1.80	1.80	1.80
129H	Mon 18:00 3	Aris Limassol	: Omonia Nicosia	1.75	3.50	3.80	1.18	1.20	1.85	0:1	3.10	3.70	1.90	2.5	1.95	1.65	1.60	2.10

Relegation Group

Team	Matches played	Wins	Draws	Losses	Goals difference	Points		Wins (home matches)	Home matches Draws (home matches)	Losses (home matches)	Wins (away matches)	Away matches Draws (away matches)	Losses (away matches)
1st Anorthosis Fa...	32	14	7	11	6	49	L, W, L, W, W, ...	2	0	2	2	0	0
2nd Ethnikos Achn...	32	9	12	11	-7	39	W, L, W, W, L, ...	3	1	0	0	0	2
3rd AEL Limassol	32	10	6	16	-17	36	L, L, W, W, W, ...	1	0	1	3	0	1
4th Karmiotissa	32	9	7	16	-26	34	W, W, L, L, D, ...	2	0	2	0	1	1
5th Enosis Paralim...	32	9	5	18	-19	32	W, D, W, L, W, ...	1	1	0	3	0	1
6th Omonia Aradi...	32	9	5	18	-29	32	L, W, W, L, L, ...	1	0	2	1	0	2
7th Nea Salamina	32	6	8	18	-29	26	W, D, L, W, D, ...	0	1	1	2	2	0
8th Omonia 29th ...	32	3	5	24	-39	14	L, L, L, L, L, ...	0	0	3	0	0	3

Czech Republic

3 liga, Czech Republic				1 X 2			Double Chance			Handicap				Total			Both to Score	
No.	Date c	Home team	Away team	1	X	2	1X	12	X2		1	X	2		▼	▲	Yes	No
235A	Fri 18:00 3	Hlucin	: SC Znojmo	1.45	4.20	5.40	1.07	1.16	2.35	0:1	2.20	3.60	2.60	2.5	2.15	1.50	1.65	2.00
237H	Sat 10:15 3	Pardubice II	: Arsenal Ceská Lí...	1.75	3.80	3.80	1.18	1.18	1.85	0:1	2.95	3.70	1.95	2.5	2.30	1.48	1.48	2.30
238E	Sat 10:15 3	Mlada Boleslav II	: Usti nad Labem	6.70	4.70	1.34	2.75	1.10	1.02	1:0	3.00	3.60	1.95	3.5	1.50	2.25	1.70	1.90
239G	Sat 10:15 3	Motorlet Praha	: FC Pisek	1.60	4.10	4.20	1.15	1.14	2.05	0:1	2.60	3.60	2.15	3.5	1.65	1.95	1.42	2.50
239H	Sat 10:15 3	FC Chomutov	: Loko Praha	2.50	3.60	2.30	1.48	1.18	1.40	1:0	1.48	4.30	4.40	3.5	1.55	2.15	1.35	2.65
19DF	Sat 10:15 3	Petrin Plzen	: Ceske Budejovic...	1.80	3.90	3.50	1.24	1.16	1.80	0:1	3.10	3.80	1.85	3.5	1.60	2.15	1.38	2.60
149A	Sat 11:00 3	Teplice II	: Chlumec nad Cid...	1.95	3.60	3.25	1.26	1.18	1.65	0:1	3.50	3.80	1.75	2.5	2.25	1.50	1.46	2.35
19DH	Sat 15:00 3	Slovan Velvary	: Sokol Hostoun	1.80	3.80	3.50	1.16	1.15	1.80	0:1	3.10	3.80	1.90	3.5	1.50	2.20	1.46	2.30
15GH	Sat 16:30 3	Hodonin-Š Ardice	: Uherský Brod	1.80	3.80	3.15	1.28	1.15	1.75	0:1	3.45	3.60	1.85	2.5	2.15	1.55	1.50	2.25
1DEG	Sat 16:30 3	TJ Start Brno	: Karvina II	1.95	3.60	3.00	1.28	1.18	1.65	0:1	3.70	3.90	1.65	2.5	2.10	1.55	1.50	2.20
18EH	Sat 16:30 3	Hlubina	: SK Unicev	2.70	3.70	2.10	1.55	1.18	1.34					2.5	2.15	1.55	1.46	2.40
189F	Sat 16:30 3	MFK Frydek Mist...	: Zbrojovka II	1.80	3.80	3.50	1.22	1.16	1.75	0:1	3.25	3.70	1.85	2.5	2.15	1.55	1.50	2.20
16DH	Sat 17:00 3	FC Slovan Rosice	: FK Zlin B	2.35	3.70	2.40	1.40	1.18	1.46					2.5	2.10	1.55	1.50	2.30
28DE	Sat 17:00 3	Jiskra Usti nad O...	: Banik Most - Sous	2.00	3.50	3.05	1.28	1.20	1.60	0:1	3.70	3.70	1.70	2.5	2.05	1.60	1.50	2.20
28DF	Sat 17:00 3	Kladno	: Jablonec II	1.50	4.10	4.60	1.14	1.18	2.20	0:1	2.45	3.70	2.30	3.5	1.60	2.10	1.45	2.40

Regular season

Team	Matches played	Wins	Draws	Losses	Goals difference	Points		Wins (home matches)	Home matches Draws (home matches)	Losses (home matches)	Wins (away matches)	Away matches Draws (away matches)	Losses (away matches)
1st Slavia Kromeriz	28	23	5	0	48	74	W, D, W, W, W, ...	14	0	0	9	5	0
2nd Fotbal Trinec	27	20	3	4	36	63	W, W, W, L, W, ...	11	1	1	9	2	3
3rd Unicev	27	15	6	6	17	51	D, W, L, W, D, ...	9	3	1	6	3	5
4th Hodonin Sard...	27	11	10	6	3	43	W, L, W, D, W, ...	7	4	3	4	6	3
5th Frydek-Mistek	27	11	7	9	4	40	D, L, W, D, W, ...	7	3	4	4	4	5
6th Slovacco II	27	12	4	11	1	40	W, L, W, W, W, ...	8	2	4	4	2	7
7th Hlubina	27	11	5	11	-9	38	D, W, L, W, W, ...	6	1	6	5	4	5
8th Zlinsko	26	10	7	9	9	37	D, D, L, D, D, ...	6	2	5	4	5	4
9th Fastav Zlin II	27	11	4	12	-4	37	D, W, L, D, L, ...	7	3	4	4	1	8
10th Zbrojovka Brn...	27	10	6	11	-1	36	L, D, L, W, L, ...	6	4	4	4	2	7
11th Karvina II	28	10	2	16	-4	32	W, W, W, L, L, ...	6	2	6	4	0	10
12th Start Brno	27	8	8	11	-8	32	W, L, W, W, L, ...	5	6	3	3	2	8
13th Blansko	28	8	6	14	-18	30	L, L, L, L, L, ...	5	3	6	3	3	8
14th Strani	28	8	5	15	-15	29	L, W, W, W, D, ...	3	2	8	5	3	7
15th Uhersky Brod	27	8	5	14	-12	29	L, L, W, L, L, ...	3	4	6	5	1	8
16th Hlucin	27	7	7	13	-2	28	L, D, L, D, L, ...	3	5	6	4	2	7
17th Slovan Rosice	27	7	4	16	-17	25	L, L, W, L, D, ...	5	2	7	2	2	9
18th Znojmo	26	4	6	16	-28	18	L, D, L, L, D, ...	3	3	6	1	3	10

FNL, Czech Republic				1 X 2			Double Chance			Handicap				Total			Both to Score	
No.	Date c	Home team	Away team	1	X	2	1X	12	X2		1	X	2		▼	▲	Yes	No
1347	Sat 16:00 3	Sigma Olomouc II	: FK MAS Tábořsko	3.30	3.35	2.05	1.60	1.24	1.28	1:0	1.60	3.90	3.90	2.5	1.80	1.80	1.65	2.00
147G	Sun 10:15 3	Slavia Praha II	: FC Zbrojovka Brn..	2.45	3.40	2.55	1.45	1.22	1.40	0:1	4.80	4.20	1.46	2.5	1.80	1.80	1.60	2.10
6GH	Sun 10:15 3	FK Viktoria Zizkov	: Sparta Praha II	2.00	3.45	3.15	1.25	1.26	1.60	0:1	3.80	4.00	1.70	2.5	2.00	1.60	1.55	2.20
26G	Sun 17:00 3	FC Fastav Zlín	: FK Vyskov	2.05	3.20	3.40	1.22	1.26	1.60	0:1	4.20	3.80	1.60	2.5	1.55	2.10	1.95	1.70
7DG	Sun 17:00 3	FC Graffin Vlasim	: SK Slovan Varnsd..	2.30	3.25	2.85	1.28	1.22	1.50	0:1	4.20	4.10	1.50	2.5	1.95	1.75	1.55	2.15
136D	Sun 17:00 3	FC Vysocina Jihla...	: MFK Chrudim	1.90	3.30	3.50	1.25	1.26	1.70	0:1	3.70	3.70	1.75	2.5	1.70	1.90	1.70	1.90
234H	Sun 18:00 3	1.SK Prostějov	: SK Lisen	2.30	2.95	3.00	1.30	1.26	1.50	0:1	4.60	4.00	1.50	2.5	1.65	2.00	1.80	1.85
28DG	Mon 17:00 3	Banik Ostrava II	: SFC Opava	1.85	3.45	3.60	1.20	1.20	1.70	0:1	3.60	3.60	1.75	2.5	1.70	1.85	1.70	1.95

Regular season

Team	Matches played	Wins	Draws	Losses	Goals difference	Points		Wins (home matches)	Home matches Draws (home matches)	Losses (home matches)	Wins (away matches)	Away matches Draws (away matches)	Losses (away matches)
1st Fastav Zlin	27	19	7	1	29	64	W, W, L, D, D, ...	10	3	0	9	4	1
2nd Chrudim	27	15	6	6	19	51	L, W, D, W, W, ...	8	3	3	7	3	3
3rd Vyskov	27	10	10	7	6	40	L, W, L, D, L, ...	4	6	4	6	4	3
4th Lisen	27	8	12	7	-3	36	W, D, D, L, D, ...	4	5	5	4	7	2
5th FC Sellier Vlas...	27	8	12	7	3	36	W, L, L, W, D, ...	6	3	4	2	9	3
6th Viktoria Zizkov	27	10	6	11	1	36	L, L, L, W, W, ...	6	2	5	4	4	6
7th MAS Taborsko	27	9	8	10	1	35	L, D, W, L, W, ...	4	3	7	5	5	3
8th Sparta Prague...	27	8	10	9	1	34	W, W, W, D, D, ...	5	7	2	3	3	7
9th Prostějov	27	8	10	9	-9	34	W, L, L, D, D, ...	5	6	2	3	4	7
10th Zbrojovka Brno	27	8	10	9	-3	34	W, W, W, W, D, ...	2	7	4	6	3	5
11th Opava	27	9	7	11	-8	34	L, W, W, D, W, ...	6	3	5	3	4	6
12th Vysocina Jihla...	27	8	10	9	-4	34	D, W, W, L, D, ...	6	6	2	2	4	7
13th Slavia Praha II	27	8	9	10	6	33	W, L, L, L, D, ...	5	4	4	3	5	6
14th Banik Ostrava...	27	8	6	13	-11	30	L, L, W, D, L, ...	4	1	8	4	5	5
15th Varnsdorf	27	7	7	13	-7	28	D, L, W, W, L, ...	4	3	7	3	4	6
16th Sigma Olomou...	27	5	6	16	-21	21	L, L, L, L, L, ...	4	6	3	1	0	13

Fortuna liga, Czech Republic				1 X 2			Double Chance			Handicap				Total			Both to Score	
No.	Date c	Home team	Away team	1	X	2	1X	12	X2		1	X	2		▼	▲	Yes	No
23	Sat 13:30	FK Pardubice	: SK Dynamo Cesk...	1.60	3.70	4.70	1.16	1.20	2.10	0:1	2.80	3.50	2.15	2.5	1.95	1.75	1.70	1.95
135D	Sat 16:00	MFK OKD Karvina	: FC Hradec Kralove	2.20	3.35	3.00	1.32	1.25	1.55	0:1	4.20	3.90	1.60	2.5	1.85	1.85	1.65	2.05
28C	Sat 16:00	FK Jablonec	: SK Sigma Olomo...	1.45	4.10	6.50	1.07	1.18	2.55	0:1	2.30	3.45	2.60	2.5	1.80	1.85	2.00	1.70
145C	Sat 19:00	SK Slavia Praha	: AC Sparta Praha	1.60	3.90	4.80	1.14	1.22	2.10	0:1	2.70	3.60	2.20	2.5	1.90	1.80	1.80	1.85
12AB	Sun 13:00	FK Teplice	: 1.FC Slovaccko	1.85	3.40	4.10	1.18	1.22	1.80	0:1	3.40	3.45	1.85	2.5	1.65	2.05	1.90	1.80
12C	Sun 15:00	FC Slovan Liberec	: FK Bohemians Pr...	1.75	3.80	3.70	1.20	1.20	1.85	0:1	3.05	3.80	1.95	2.5	2.20	1.55	1.55	2.25
14DG	Sun 15:00	Mlada Boleslav	: FK Dukla Praha	1.85	3.70	3.45	1.20	1.20	1.75	0:1	3.50	3.80	1.80	2.5	2.00	1.65	1.55	2.10
47F	Sun 17:30	FC Viktoria Plzen	: FC Banik Ostrava	1.60	3.90	4.90	1.12	1.20	2.10	0:1	2.65	3.60	2.15	2.5	2.10	1.60	1.65	2.05

Relegation Group

Team	Matches played	Wins	Draws	Losses	Goals difference	Points		Wins (home matches)	Home matches Draws (home matches)	Losses (home matches)	Wins (away matches)	Away matches Draws (away matches)	Losses (away matches)
1st Mlada Boleslav	32	11	7	14	2	40	W, W	1	0	0	1	0	0
2nd Teplice	32	9	8	15	-11	35	L, D	0	1	0	0	0	1
3rd Slovaccko	32	8	10	14	-25	34	D, W	1	1	0	0	0	0
4th Dukla Praha	32	6	10	16	-22	28	W, D	1	0	0	0	1	0
5th Pardubice	32	4	7	21	-30	19	L, L	0	0	0	0	0	2
6th Ceske Budejo...	32	0	6	26	-65	6	D, L	0	0	1	0	1	0

Denmark

1st Division, Denmark				1 X 2			Double Chance			Handicap				Total			Both to Score	
No.	Date c	Home team	Away team	1	X	2	1X	12	X2		1	X	2		▼	▲	Yes	No
139A	Fri 18:30 3	AC Horsens	: Odense BK	2.85	3.70	2.10	1.60	1.20	1.34	1:0	1.65	4.00	3.80	2.5	2.20	1.50	1.50	2.35
13BH	Fri 18:30 3	FC Fredericia	: Hvidovre	1.70	3.60	4.20	1.18	1.22	1.95	0:1	2.90	3.60	1.95	2.5	2.00	1.70	1.60	2.05
17BF	Fri 19:00 3	FC Roskilde	: Hobro IK	2.65	3.60	2.20	1.55	1.20	1.35	1:0	1.60	4.20	3.90	2.5	2.25	1.50	1.48	2.40
247H	Sat 14:00 3	Vendsyssel FF	: H.B Koge	1.75	3.60	4.10	1.14	1.20	1.85	0:1	3.05	3.50	1.90	2.5	1.85	1.75	1.70	1.95
24AG	Sat 15:00 3	Kolding IF	: Esbjerg fB	1.65	3.90	4.00	1.16	1.18	1.90	0:1	2.85	3.80	2.00	2.5	2.10	1.55	1.60	2.10

Promotion Group

Team	Matches played	Wins	Draws	Losses	Goals difference	Points		Wins (home matches)	Home matches Draws (home matches)	Losses (home matches)	Wins (away matches)	Away matches Draws (away matches)	Losses (away matches)
1st Odense BK	29	17	9	3	32	60	D, D, L, W, W, ...	2	2	0	1	0	2
2nd Fredericia	29	17	4	8	26	55	D, D, W, D, W, ...	2	1	0	2	2	0
3rd AC Horsens	29	15	4	10	4	49	W, L, L, W, L, ...	2	0	1	1	0	3
4th Kolding IF	29	13	7	9	9	46	W, W, W, L, L, ...	1	0	2	3	0	1
5th Hvidovre IF	29	12	8	9	4	44	L, D, W, D, W, ...	1	1	2	1	1	1
6th Esbjerg fB	29	12	2	15	-3	38	L, D, L, L, L, ...	0	0	4	1	1	1

2. Division, Denmark				1 X 2			Double Chance			Handicap				Total			Both to Score	
No.	Date c	Home team	Away team	1	X	2	1X	12	X2		1	X	2		▼	▲	Yes	No
25BG	Fri 18:00 3	Aarhus Fremad	: Skive	1.22	5.50	8.50		1.09	3.35	0:2	2.90	3.80	1.95	2.5	2.30	1.50	1.95	1.70
24AF	Fri 19:00 3	Thisted FC	: Nykobing FC	1.65	3.70	4.30	1.14	1.16	2.00	0:1	3.05	3.45	2.00	2.5	1.75	1.85	1.75	1.85
8AB	Fri 19:00 3	FC Helsingør	: HIK	1.70	3.70	4.00	1.15	1.18	1.85	0:1	2.95	3.60	1.95	2.5	1.90	1.70	1.70	1.95
ABC	Fri 19:00 3	Fremad Amager	: Akademisk Boldk..	2.00	3.45	3.20	1.25	1.18	1.60	0:1	3.70	3.90	1.65	2.5	1.95	1.65	1.65	2.00
27AH	Sat 13:00 3	Ishøj IF	: Frem	2.30	3.45	2.65	1.38	1.20	1.50	0:1	4.60	4.20	1.50	2.5	1.95	1.65	1.55	2.15

Promotion Group

Team	Matches played	Wins	Draws	Losses	Goals difference	Points		Wins (home matches)	Home matches Draws (home matches)	Losses (home matches)	Wins (away matches)	Away matches Draws (away matches)	Losses (away matches)
1st Aarhus Fremad	25	17	2	6	31	53	W, W, W	1	0	0	2	0	0
2nd Middelfart	25	14	5	6	15	47	W, W, D	2	0	0	0	1	0
3rd Fremad Amag...	25	14	3	8	8	45	L, L, W	0	0	1	1	0	1
4th Næstved BK	25	10	5	10	-9	35	L, W, L	0	0	1	1	0	1
5th AB Gladsaxe	25	9	7	9	6	34	W, L, L	1	0	1	0	0	1
6th Skive IK	25	9	6	10	-5	33	L, L, D	0	1	1	0	0	1

Superligaen, Denmark				1 X 2			Double Chance			Handicap				Total			Both to Score	
No.	Date c	Home team	Away team	1	X	2	1X	12	X2		1	X	2		▼	▲	Yes	No
14CD	Sun 14:00	Silkeborg IF	: Sønderjyske	1.60	4.10	4.80	1.15	1.16	2.20	0:1	2.50	3.70	2.25	2.5	2.15	1.55	1.60	2.10
14CH	Sun 14:00	FC Nordsjælland	: Brøndby	2.25	3.60	2.85	1.35	1.20	1.50	0:1	4.10	4.20	1.55	2.5	2.20	1.55	1.46	2.40
15AD	Sun 16:00	Aarhus AGF	: Randers FC	2.00	3.35	3.45	1.24	1.22	1.70	0:1	3.90	3.80	1.70	2.5	1.80	1.85	1.70	2.00
146D	Sun 18:00	Viborg FF	: Aalborg BK	1.70	3.80	4.00	1.18	1.18	1.95	0:1	2.80	3.80	2.00	2.5	2.20	1.55	1.55	2.25
18AE	Sun 20:00	FC København	: FC Midtjylland	1.90	3.60	3.60	1.24	1.20	1.75	0:1	3.40	3.70	1.85	2.5	2.00	1.70	1.60	2.15
15BD	Mon 19:00	Vejle Boldklub FC	: Lyngby	2.25	3.25	2.90	1.32	1.24	1.50	0:1	4.40	4.00	1.55	2.5	1.75	1.90	1.75	1.90

Relegation Group

Team	Matches played	Wins	Draws	Losses	Goals difference	Points		Wins (home matches)	Home matches Draws (home matches)	Losses (home matches)	Wins (away matches)	Away matches Draws (away matches)	Losses (away matches)
1st Silkeborg IF	29	11	10	8	14	43	D, L, W, W, L, ...	2	1	0	1	0	3
2nd Viborg FF	29	10	11	8	5	41	D, D, D, D, W, ...	2	1	0	1	3	0
3rd Sønderjyske	29	8	7	14	-21	31	D, D, W, W, W, ...	2	2	0	2	0	1
4th Lyngby BK	29	4	12	13	-13	24	D, W, D, L, D, ...	1	1	2	0	2	1
5th Aalborg BK	29	5	9	15	-28	24	D, L, L, L, D, ...	0	1	3	0	2	1
6th Vejle BK	29	5	7	17	-29	22	D, W, L, D, L, ...	0	2	1	2	1	1

Ecuador

Liga Pro Serie A, Ecuador				1 X 2			Double Chance			Handicap				Total			Both to Score	
No.	Date c	Home team	Away team	1	X	2	1X	12	X2		1	X	2		▼	▲	Yes	No
5BE	Sat 02:00 3	Orense Sporting...	: Deportivo Cuenca	2.10	3.05	3.40	1.24	1.28	1.55	0:1	4.30	3.70	1.60	2.5	1.50	2.20	1.85	1.75
13CD	Sat 20:00 3	Manta FC	: Mushuc Runa	2.05	3.15	3.25	1.30	1.28	1.60	0:1	3.90	3.90	1.65	2.5	1.75	1.85	1.70	1.95
26CF	Sat 22:30 3	Club Social Y Dep...	: Liga Deportiva U...	2.95	3.15	2.30	1.50	1.28	1.28	1:0	1.50	3.90	4.50	2.5	1.60	2.05	1.80	1.80
14BG	Sun 02:00 3	Libertad FC	: Delfin SC	1.70	3.45	4.30	1.14	1.25	1.85	0:1	3.05	3.60	2.00	2.5	1.75	1.85	1.75	1.90
1DFG	Sun 20:00 3	Tecnico U.	: Independiente d...	2.75	3.20	2.30	1.50	1.25	1.35	1:0	1.50	3.90	4.80	2.5	1.60	2.00	1.80	1.80
1589	Sun 22:30 3	Universidad Cato..	: Barcelona Sporti...	1.90	3.35	3.60	1.22	1.24	1.70	0:1	3.60	3.70	1.70	2.5	1.80	1.75	1.70	1.95
26EH	Mon 01:00 3	Emelec	: Aucas	2.25	3.15	2.90	1.28	1.28	1.50	0:1	4.80	3.90	1.50	2.5	1.50	2.20	1.90	1.75
29BF	Tue 02:00 3	CD El Nacional	: Vinotinto De Ecu...	2.40	3.20	2.70	1.32	1.24	1.50	0:1	4.70	4.10	1.55	2.5	1.75	1.85	1.65	2.00

First Stage

Team	Matches played	Wins	Draws	Losses	Goals difference	Points		Home matches			Away matches		
								Wins (home matches)	Draws (home matches)	Losses (home matches)	Wins (away matches)	Draws (away matches)	Losses (away matches)
1st Barcelona SC	10	8	0	2	5	24	W, W, W, L, W, ...	4	0	1	4	0	1
2nd Indep. del Va...	11	6	3	2	11	21	L, W, W, W, W, ...	2	3	1	4	0	1
3rd Vinotinto	11	5	3	3	7	18	L, L, W, W, D, ...	3	0	2	2	3	1
4th Aucas	11	5	3	3	4	18	W, W, L, W, D, ...	4	1	1	1	2	2
5th Libertad FC	11	5	3	3	2	18	L, W, W, D, L, ...	4	0	2	1	3	1
6th LDU Quito	10	4	4	2	8	16	D, D, W, L, W, ...	3	2	0	1	2	2
7th Univ. Catolica...	11	4	4	3	6	16	D, L, W, L, W, ...	3	2	0	1	2	3
8th Deportivo Cue...	11	5	1	5	-2	16	W, W, L, W, L, ...	2	0	3	3	1	2
9th Mushuc Runa	11	4	3	4	1	15	W, L, L, W, D, ...	4	1	1	0	2	3
10th Orense SC	11	4	2	5	-6	14	D, L, L, W, D, ...	3	1	1	1	1	4
11th Emelec	11	3	4	4	-5	13	W, L, W, D, D, ...	1	3	2	2	1	2
12th Deportivo Ma...	11	2	4	5	-3	10	L, L, D, L, L, ...	1	1	3	1	3	2
13th Tecnico Univ.	11	2	4	5	-6	10	D, W, L, L, D, ...	0	3	2	2	1	3
14th Manta	11	2	4	5	-7	10	L, D, L, W, D, ...	2	3	1	0	1	4
15th El Nacional	11	2	3	6	-4	9	D, W, L, L, W, ...	1	1	4	1	2	2
16th Delfin	11	1	5	5	-11	8	D, L, D, L, D, ...	1	4	0	0	1	5

Egypt

Premier League, Egypt				1 X 2			Double Chance			Handicap				Total			Both to Score	
No.	Date c	Home team	Away team	1	X	2	1X	12	X2		1	X	2		▼	▲	Yes	No
12AE	Fri 16:00 3	Ceramika Cleopa...	: Zamalek SC	3.60	3.10	2.00	1.65	1.28	1.24	1:0	1.65	3.70	3.80	2.5	1.60	2.05	1.75	1.85
179D	Fri 19:00 3	National Bank of...	: Pyramids FC	4.10	3.45	1.75	1.80	1.24	1.14	1:0	1.85	3.50	3.25	2.5	1.70	1.95	1.85	1.80
179B	Fri 19:00 3	Pharco FC	: Petrojet	2.55	2.80	2.85	1.34	1.34	1.40	0:1	5.70	4.10	1.45	2.5	1.50	2.15	1.85	1.80
17D	Sat 19:00 3	Al Ittihad Alexan...	: Ghazl El Mahallah	2.45	2.55	3.40	1.22	1.42	1.44	0:1	5.90	3.70	1.48	1.5	1.85	1.75	2.55	1.38
37G	Sun 16:00 3	Smouha	: ENPPI	2.35	2.60	3.50	1.18	1.38	1.48	0:1	5.40	3.60	1.55	1.5	1.95	1.65	2.50	1.42
569	Sun 19:00 3	Al Gounah	: Talaea El Gaish	2.95	2.60	2.65	1.36	1.38	1.30	1:0	1.42	4.00	6.40	1.5	2.10	1.55	2.30	1.50
5DG	Sun 19:00 3	ZED FC	: Modern Sport Fo...	2.70	2.75	2.75	1.36	1.35	1.36	0:1	6.30	4.00	1.38	1.5	2.15	1.55	2.25	1.50

Championship Group

Team	Matches played	Wins	Draws	Losses	Goals difference	Points		Wins (home matches)	Home matches Draws (home matches)	Losses (home matches)	Wins (away matches)	Away matches Draws (away matches)	Losses (away matches)
1st Al Ahly	22	14	7	1	26	49	W, W, W, D, L	2	0	0	1	1	1
2nd Pyramids FC	21	14	5	2	22	47	L, W, D, D	0	2	0	1	0	1
3rd Zamalek	21	11	7	3	19	40	D, D, W, W	1	0	0	1	2	0
4th Al Masry	21	9	8	4	10	35	L, D, W, D	1	1	0	0	1	1
5th National Bank...	20	9	6	5	5	33	D, W, L	0	1	0	1	0	1
6th Ceramica Cleo...	20	8	6	6	4	30	W, L, W	0	0	1	2	0	0
7th Pharco FC	20	8	5	7	-2	29	W, L, W	2	0	1	0	0	0
8th Petrojet	21	6	7	8	-7	25	L, L, L, W	0	0	2	1	0	1
9th Haras El Hodo...	21	6	4	11	-11	22	L, L, L, L	0	0	3	0	0	1

Second Division A, Egypt				1 X 2			Double Chance			Handicap				Total			Both to Score	
No.	Date c	Home team	Away team	1	X	2	1X	12	X2		1	X	2		▼	▲	Yes	No
258D	Sat 16:00 3	Sporting Alexan...	: Olympic El Qanal	3.35	3.15	2.00	1.60	1.25	1.22	1:0	1.60	3.70	4.30	2.5	1.50	2.20	1.95	1.70
23AH	Sat 16:00 3	Baladiyet El Mah...	: Al-Sekka Al-Hadid	2.65	3.10	2.45	1.42	1.25	1.36	1:0	1.48	3.90	5.20	2.5	1.60	2.05	1.80	1.80
27EF	Sat 16:00 3	We Sc	: El Terasanah	2.55	3.00	2.60	1.36	1.28	1.40	0:1	5.70	3.90	1.46	2.5	1.46	2.35	1.95	1.65
289B	Sat 16:00 3	Aswan SC	: Wadi Degla	3.90	2.95	1.95	1.65	1.28	1.16	1:0	1.75	3.25	4.20	1.5	2.05	1.60	2.50	1.42
26C	Sat 18:00 3	Al Mokawloon Ar...	: Abu Qair Semad	2.35	3.05	2.95	1.30	1.26	1.46	0:1	4.90	3.90	1.50	2.5	1.48	2.30	1.95	1.65

Regular season

Team	Matches played	Wins	Draws	Losses	Goals difference	Points		Wins (home matches)	Home matches Draws (home matches)	Losses (home matches)	Wins (away matches)	Away matches Draws (away matches)	Losses (away matches)
1st Wadi Degla	34	20	11	3	29	71	W, D, L, D, W, ...	11	5	1	9	6	2
2nd Al Mokawloon	34	20	10	4	19	70	W, W, W, D, W, ...	11	3	2	9	7	2
3rd Abu Qair Sem...	34	19	10	5	27	67	W, W, W, D, W, ...	9	4	4	10	6	1
4th Kahraba Isma...	34	18	10	6	29	64	W, W, W, W, W, ...	10	4	3	8	6	3
5th Aswan SC	34	13	14	7	6	53	D, L, D, L, W, ...	8	8	3	5	6	4
6th El Seka El Had..	34	13	13	8	10	52	D, W, W, L, W, ...	5	7	5	8	6	3
7th Al Qanah	34	12	12	10	6	48	D, W, W, L, L, ...	6	7	4	6	5	6
8th Telecom Egyp..	34	11	12	11	-6	45	L, L, L, L, D, ...	7	4	6	4	8	5
9th Baladiyyat	34	9	17	8	1	44	L, D, W, D, W, ...	5	8	4	4	9	4
10th Proxy SC	34	8	19	7	-3	43	L, L, D, W, D, ...	5	10	3	3	9	4
11th Tersana	34	12	6	16	-7	42	L, W, L, L, L, ...	6	3	8	6	3	8
12th Asyut Petrole...	34	9	14	11	-6	41	D, L, D, W, L, ...	6	7	4	3	7	7
13th El Mansoura	34	10	7	17	-12	37	W, W, D, L, L, ...	3	6	8	7	1	9
14th El Dakhleya	34	9	10	15	-14	37	D, L, L, W, L, ...	4	3	9	5	7	6
15th Tanta	34	8	10	16	-7	34	W, L, L, L, D, ...	4	5	8	4	5	8
16th Raya SC	34	5	19	10	-9	34	D, D, W, D, L, ...	4	10	4	1	9	6
17th La Viena FC	34	6	13	15	-12	31	L, D, D, W, D, ...	2	5	10	4	8	5
18th Dayrout	34	6	12	16	-12	30	L, D, D, W, D, ...	1	8	8	5	4	8
19th Suez	34	6	11	17	-21	29	L, D, L, W, L, ...	2	8	7	4	3	10
20th Alexandria Sp...	34	5	12	17	-18	27	W, L, L, D, D, ...	3	6	6	2	6	11

England

England Professional Development League, England										Double Chance			Handicap			
No.	Date c	Home team	Away team							1X	12	X2		1	X	2
1CGH	Fri 14:00 3	Coventry U21	: Bristol City U21							1.26	1.10	1.90	1:0	1.22	5.80	6.60

North

Team	Matches played	Wins	Draws	Losses	Goals difference	Points		Wins (home matches)	Home matches Draws (home matches)	Losses (home matches)	Wins (away matches)	Away matches Draws (away matches)	Losses (away matches)
1st Sheffield Unit...	31	19	7	5	46	64	L, L, W, W, L, ...	12	2	1	7	5	4
2nd Burnley U21	31	19	2	10	51	59	W, W, W, W, W, ...	8	1	6	11	1	4
3rd Hull City U21	31	17	0	14	5	51	L, W, L, W, L, ...	11	0	4	6	0	10
4th Coventry City...	30	15	3	12	19	48	W, W, L, W, W, ...	6	2	6	9	1	6
5th Sheffield Wed...	31	13	6	12	-2	45	D, L, L, W, D, ...	7	3	5	6	3	7
6th Fleetwood To...	31	13	4	14	-12	43	W, W, W, L, D, ...	9	0	6	4	4	8
7th Peterborough...	31	11	2	18	-28	35	L, L, L, L, W, ...	7	0	8	4	2	10
8th Birmingham C...	31	9	4	18	-31	31	L, W, L, L, W, ...	4	3	8	5	1	10
9th Barnsley U21	31	7	9	15	-19	30	L, W, L, L, D, ...	3	5	7	4	4	8
10th Wigan U21	31	7	5	19	-18	26	L, L, L, L, W, ...	5	2	8	2	3	11
11th Crewe Alexan...	31	6	7	18	-37	25	D, L, L, W, L, ...	5	3	7	1	4	11

South

Team	Matches played	Wins	Draws	Losses	Goals difference	Points		Wins (home matches)	Home matches Draws (home matches)	Losses (home matches)	Wins (away matches)	Away matches Draws (away matches)	Losses (away matches)
1st Bournemouth...	31	21	4	6	39	67	W, W, W, W, W, ...	14	0	2	7	4	4
2nd Brentford U21	31	21	4	6	28	67	W, W, W, L, D, ...	13	2	1	8	2	5
3rd Millwall U21	31	20	6	5	33	66	W, W, D, W, D, ...	13	3	0	7	3	5
4th Charlton U21	31	17	7	7	43	58	L, W, W, D, W, ...	9	4	3	8	3	4
5th Ipswich Town...	31	12	8	11	-2	44	L, W, L, W, W, ...	6	3	7	6	5	4
6th Colchester City U2...	31	13	5	13	-9	44	L, W, L, L, W, ...	8	4	4	5	1	9
7th Swansea City...	31	13	4	14	-1	43	W, W, L, W, W, ...	8	4	4	5	0	10
8th Bristol City U21	30	11	7	12	-1	40	W, L, D, L, W, ...	8	5	3	3	2	9
9th Watford U21	31	11	5	15	-7	38	D, L, W, L, W, ...	8	2	6	3	3	9
10th QPR U21	31	8	4	19	-28	28	W, L, L, W, D, ...	4	3	9	4	1	10
11th Colchester Ut...	31	3	5	23	-69	14	D, L, L, L, L, ...	2	3	11	1	2	12

FA Women`s Super League, England				1 X 2			Double Chance			Handicap				Total			Both to Score	
No.	Date c	Home team	Away team	1	X	2	1X	12	X2		1	X	2		▼	▲	Yes	No
245H	Sat 13:30 3	Leicester City W...	West Ham Unite...	2.75	3.50	2.20	1.50	1.24	1.32	1:0	1.55	4.20	4.10	2.5	2.05	1.60	1.50	2.20
2467	Sat 13:30 3	Manchester City...	Crystal Palace LF..	1.04	12.0	20.0			7.50	0:3	2.50	4.30	2.05	3.5	2.00	1.65	2.35	1.48
2468	Sat 13:30 3	Chelsea W	Liverpool LFC W	1.20	5.90	10.5		1.05	3.80	0:2	2.65	3.80	2.00	3.5	1.60	2.15	2.00	1.75
2469	Sat 13:30 3	Everton LFC W	Tottenham Hots...	2.80	3.10	2.35	1.48	1.26	1.34	1:0	1.48	4.10	4.60	2.5	1.75	1.85	1.70	1.95
246B	Sat 13:30 3	Aston Villa LFC W	Brighton and Hov..	2.25	3.30	2.75	1.36	1.22	1.50	0:1	4.00	4.20	1.55	2.5	2.10	1.55	1.48	2.25
246C	Sat 13:30 3	Arsenal Women	Manchester Unit...	1.48	4.10	5.30	1.08	1.16	2.35	0:1	2.40	3.50	2.35	2.5	1.95	1.65	1.80	1.85

Regular season

Team	Matches played	Wins	Draws	Losses	Goals difference	Points		Wins (home matches)	Home matches Draws (home matches)	Losses (home matches)	Wins (away matches)	Away matches Draws (away matches)	Losses (away matches)
1st Chelsea (W)	21	18	3	0	42	57	W, W, W, D, W, ...	9	1	0	9	2	0
2nd Arsenal (W)	21	14	3	4	35	45	L, L, W, W, W, ...	7	2	1	7	1	3
3rd Manchester U...	21	13	5	3	26	44	D, L, D, W, W, ...	7	3	1	6	2	2
4th Manchester C...	21	12	4	5	18	40	D, W, D, W, L, ...	6	1	3	6	3	2
5th Brighton (W)	21	8	4	9	-4	28	W, W, L, L, L, ...	5	4	2	3	0	7
6th Liverpool (W)	21	7	4	10	-14	25	L, D, W, L, L, ...	3	3	5	4	1	5
7th West Ham Un...	21	6	5	10	-3	23	L, W, D, D, W, ...	5	3	3	1	2	7
8th Everton (W)	21	6	5	10	-8	23	W, L, D, L, W, ...	4	2	4	2	3	6
9th Aston Villa (W)	21	6	4	11	-14	22	W, W, W, W, L, ...	3	2	5	3	2	6
10th Tottenham (W)	21	5	4	12	-18	19	L, D, L, D, L, ...	4	0	7	1	4	5
11th Leicester City...	21	4	5	12	-18	17	D, L, L, D, W, ...	4	2	4	0	3	8
12th Crystal Palace...	21	2	4	15	-42	10	D, L, L, L, L, ...	1	2	8	1	2	7

League One, England				1 X 2			Double Chance			Handicap				Total			Both to Score	
No.	Date c	Home team	Away team	1	X	2	1X	12	X2		1	X	2		▼	▲	Yes	No
245F	Sat 13:30 3	Leyton Orient	Stockport County	2.60	2.90	2.70	1.34	1.30	1.38	0:1	5.80	4.10	1.46	2.5	1.45	2.35	1.95	1.65
27A	Sun 19:30 3	Wycombe Wand...	Charlton Athletic	2.30	3.00	2.95	1.28	1.28	1.50	0:1	5.00	3.90	1.55	2.5	1.50	2.20	1.90	1.70

League Two, England				1 X 2			Double Chance			Handicap				Total			Both to Score	
No.	Date c	Home team	Away team	1	X	2	1X	12	X2		1	X	2		▼	▲	Yes	No
BCF	Sat 21:00 3	Notts County	AFC Wimbledon	2.05	3.20	3.35	1.24	1.26	1.60	0:1	4.20	3.60	1.65	2.5	1.60	2.05	1.85	1.80
147B	Sun 16:30 3	Chesterfield	Walsall	2.10	3.25	3.35	1.25	1.25	1.60	0:1	3.80	3.70	1.65	2.5	1.75	1.85	1.65	1.95

Premier League, England				1 X 2			Double Chance			Handicap				Total			Both to Score	
No.	Date c	Home team	Away team	1	X	2	1X	12	X2		1	X	2		▼	▲	Yes	No
6CF	Sat 16:00	Wolverhampton...	Brighton and Hov..	2.75	3.50	2.45	1.46	1.26	1.42	1:0	1.50	4.40	4.80	2.5	2.00	1.70	1.55	2.25
78F	Sat 16:00	Southampton	Manchester City	13.5	7.75	1.20	4.60	1.08	1.04	2:0	2.45	4.20	2.25	3.5	1.85	1.85	1.80	1.95
89D	Sat 16:00	Ipswich Town	Brentford	4.90	4.30	1.60	2.25	1.20	1.15	1:0	2.30	3.80	2.55	3.5	1.60	2.20	1.50	2.30
7CF	Sat 16:00	Fulham	Everton	1.85	3.50	4.30	1.18	1.28	1.85	0:1	3.30	3.60	1.95	2.5	1.70	2.00	1.80	1.80
7EH	Sat 18:30	AFC Bournemouth	Aston Villa	2.40	3.60	2.65	1.40	1.24	1.50	0:1	4.60	4.50	1.50	2.5	2.20	1.60	1.50	2.45
7DF	Sun 13:00	Newcastle United	Chelsea	2.10	3.70	3.15	1.32	1.22	1.70	0:1	3.70	4.10	1.70	3.5	1.55	2.25	1.46	2.55
69C	Sun 15:15	Tottenham Hots...	Crystal Palace	2.65	3.70	2.50	1.45	1.22	1.45	1:0	1.50	4.70	4.50	3.5	1.50	2.30	1.42	2.60
89F	Sun 15:15	Manchester Unit...	West Ham United	1.90	3.70	3.80	1.25	1.22	1.85	0:1	3.45	3.80	1.85	2.5	2.00	1.75	1.60	2.15
1EF	Sun 15:15	Nottingham Fore...	Leicester City	1.36	5.20	8.75	1.04	1.16	3.15	0:1	2.00	3.70	3.35	2.5	2.15	1.60	1.95	1.75
7CH	Sun 17:30	Liverpool	Arsenal	2.00	3.50	3.50	1.26	1.26	1.75	0:1	3.50	4.00	1.75	2.5	2.00	1.70	1.60	2.20
5D	16/05 21:15	Chelsea	Manchester Unit...	1.40	5.00	6.80	1.10	1.14	2.85	0:1	2.10	3.60	2.90	3.5	1.55	2.30	1.65	2.15

Regular season

Team	Matches played	Wins	Draws	Losses	Goals difference	Points		Wins (home matches)	Home matches Draws (home matches)	Losses (home matches)	Wins (away matches)	Away matches Draws (away matches)	Losses (away matches)
1st Liverpool	35	25	7	3	46	82	L, W, W, W, L, ...	14	2	1	11	5	2
2nd Arsenal	35	18	13	4	33	67	L, D, W, D, D, ...	10	6	2	8	7	2
3rd Manchester C...	35	19	7	9	24	64	W, W, W, W, D, ...	12	3	3	7	4	6
4th Newcastle Un...	35	19	6	10	21	63	D, W, L, W, W, ...	11	2	4	8	4	6
5th Chelsea	35	18	9	8	21	63	W, W, W, D, D, ...	11	5	2	7	4	6
6th Nottingham F...	35	18	7	10	12	61	D, L, W, L, L, ...	9	4	4	9	3	6
7th Aston Villa	35	17	9	9	6	60	W, L, W, W, W, ...	10	7	1	7	2	8
8th Bournemouth	35	14	11	10	13	53	W, D, D, W, D, ...	7	4	6	7	7	4
9th Brentford	35	15	7	13	9	52	W, W, W, D, D, ...	9	4	5	6	3	8
10th Brighton	35	13	13	9	1	52	D, W, L, D, L, ...	7	8	3	6	5	6
11th Fulham	35	14	9	12	3	51	L, W, L, L, W, ...	7	5	5	7	4	7
12th Crystal Palace	35	11	13	11	-4	46	D, D, D, L, L, ...	5	7	6	6	6	5
13th Wolverhampt...	35	12	5	18	-11	41	L, W, W, W, W, ...	6	2	9	6	3	9
14th Everton	35	8	15	12	-7	39	D, L, L, W, D, ...	4	9	5	4	6	7
15th Manchester U...	35	10	9	16	-9	39	L, D, L, L, D, ...	6	3	8	4	6	8
16th Tottenham H...	35	11	5	19	6	38	D, L, L, L, W, ...	6	3	8	5	2	11
17th West Ham Un...	35	9	10	16	-19	37	D, L, D, L, D, ...	5	5	8	4	5	8
18th Ipswich Town	35	4	10	21	-41	22	D, L, L, D, L, ...	1	4	12	3	6	9
19th Leicester City	35	5	6	24	-47	21	W, L, L, D, L, ...	3	3	12	2	3	12
20th Southampton	35	2	5	28	-57	11	L, L, D, L, L, ...	1	2	14	1	3	14

The Championship, England				1 X 2			Double Chance			Handicap				Total			Both to Score	
No.	Date c	Home team	Away team	1	X	2	1X	12	X2		1	X	2		▼	▲	Yes	No
7D	Fri 21:00	Coventry City	Sunderland	2.30	3.05	3.15	1.26	1.32	1.50	0:1	4.50	3.80	1.55	2.5	1.55	2.20	1.95	1.70

Estonia

Esiliiga, Estonia				1 X 2			Double Chance			Handicap				Total			Both to Score	
No.	Date c	Home team	Away team	1	X	2	1X	12	X2		1	X	2		▼	▲	Yes	No
ADH	Fri 18:00 3	Viimsi JK	: Jk Tallinna Kalev...	1.04	10.5	18.0			6.40	0:3	2.50	4.40	2.00	4.5	1.50	2.20	2.00	1.65
156F	Sat 16:00 3	Nomme Utd	: FC Tallinn	1.20	6.60	8.75	1.02	1.03	3.60	0:2	2.40	4.00	2.20	3.5	2.20	1.50	1.46	2.45

Regular season

Team	Matches played	Wins	Draws	Losses	Goals difference	Points		Wins (home matches)	Draws (home matches)	Losses (home matches)	Wins (away matches)	Draws (away matches)	Losses (away matches)
1st Nomme United	9	8	0	1	14	24	W, W, W, W, L, ...	3	0	1	5	0	0
2nd Tartu Welco	9	6	2	1	9	20	W, W, W, D, W, ...	4	1	0	2	1	1
3rd Viimsi JK	9	5	2	2	10	17	W, L, D, W, W, ...	3	2	0	2	0	2
4th Flora Tallinn II	10	4	4	2	12	16	W, D, W, D, D, ...	3	1	1	1	3	1
5th Elva	9	4	3	2	3	15	D, D, L, L, W, ...	2	1	1	2	2	1
6th Levadia Tallinn..	10	4	1	5	-2	13	L, L, W, L, W, ...	2	0	2	2	1	3
7th FC Tallinn	9	2	3	4	-3	9	D, D, W, W, L, ...	1	3	1	1	0	3
8th Nomme Kalju ...	9	3	0	6	-11	9	L, L, L, L, W, ...	1	0	4	2	0	2
9th Tammeka Tar...	9	1	0	8	-17	3	L, L, W, L, L, ...	1	0	3	0	0	5
10th Tallinna Kalev...	9	0	3	6	-15	3	D, L, L, L, L, ...	0	1	4	0	2	2

Meistriliiga, Estonia				1 X 2			Double Chance			Handicap				Total			Both to Score	
No.	Date c	Home team	Away team	1	X	2	1X	12	X2		1	X	2		▼	▲	Yes	No
7AB	Fri 18:00 3	Harju Jalgpalliko...	: Flora Tallinn	6.20	4.70	1.38	2.60	1.10	1.05	1:0	2.75	3.90	2.00	3.5	1.65	1.95	1.55	2.25
9GH	Sat 13:30 3	Kuressaare	: JK Tallinna Kalev	2.00	3.70	3.10	1.25	1.20	1.65	0:1	3.70	3.90	1.70	2.5	2.20	1.50	1.50	2.30
279B	Sun 13:30 3	Levadia Tallinn	: Paide Linnamees..	1.65	3.80	4.10	1.15	1.18	2.00	0:1	2.90	3.50	2.00	2.5	1.95	1.65	1.70	1.95
7FH	Sun 16:00 3	Jk Narva Trans	: Parnu JK Vaprus	1.48	3.90	5.70	1.07	1.16	2.40	0:1	2.35	3.35	2.50	2.5	1.95	1.65	1.80	1.80

Regular season

Team	Matches played	Wins	Draws	Losses	Goals difference	Points		Wins (home matches)	Draws (home matches)	Losses (home matches)	Wins (away matches)	Draws (away matches)	Losses (away matches)
1st Levadia Tallinn	11	8	1	2	20	25	L, W, L, W, D, ...	4	1	0	4	0	2
2nd Flora Tallinn	11	7	2	2	16	23	W, L, W, W, D, ...	3	1	2	4	1	0
3rd Paide Linname...	11	7	1	3	11	22	D, L, W, L, W, ...	5	1	0	2	0	3
4th Nomme Kalju	11	7	1	3	11	22	W, W, W, W, W, ...	3	1	1	4	0	2
5th Narva Trans	11	6	1	4	6	19	W, L, W, L, W, ...	3	0	3	3	1	1
6th Harju JK Laagri	11	4	1	6	-8	13	W, L, L, W, L, ...	2	0	3	2	1	3
7th Parnu JK Vap...	11	3	2	6	-3	11	L, W, L, L, D, ...	0	2	4	3	0	2
8th FC Kuressaare	11	3	1	7	-10	10	D, W, L, W, L, ...	2	0	3	1	1	4
9th Tammeka Tar...	11	2	1	8	-18	7	L, L, W, L, L, ...	1	0	4	1	1	4
10th Tallinna Kalev	11	2	1	8	-25	7	L, W, L, L, D, ...	2	0	4	0	1	4

Ethiopia

Premier League, Ethiopia				1 X 2			Double Chance			Handicap				Total			Both to Score	
No.	Date c	Home team	Away team	1	X	2	1X	12	X2		1	X	2		▼	▲	Yes	No
23DF	Fri 15:00 3	Ethiopian Insura...	: Bahirdar Kenema	2.60	2.70	2.80	1.26	1.32	1.36	0:1	5.60	3.70	1.42	1.5	2.20	1.50	2.20	1.50

Regular season

Team	Matches played	Wins	Draws	Losses	Goals difference	Points		Wins (home matches)	Draws (home matches)	Losses (home matches)	Wins (away matches)	Draws (away matches)	Losses (away matches)
1st Ethiopian Insu...	25	16	6	3	24	54	W, W, W, D, W, ...	8	2	2	8	4	1
2nd Ethiopia Bunna	26	13	6	7	9	45	W, W, L, W, L, ...	8	3	1	5	3	6
3rd Bahir Dar Ken...	26	12	7	7	14	43	W, W, L, W, D, ...	7	4	2	5	3	5
4th Mechal	26	10	10	6	9	40	D, D, W, W, W, ...	6	4	4	4	6	2
5th Saint George	26	11	7	8	4	40	W, W, W, L, L, ...	4	5	5	7	2	3
6th Hadiya Hosae...	26	10	8	8	2	38	L, D, W, L, D, ...	5	2	5	5	6	3
7th Welayta Dicha	25	10	8	7	-2	38	W, D, L, L, D, ...	5	5	3	5	3	4
8th Ethiopia Nigd ...	26	9	10	7	3	37	D, D, L, W, D, ...	4	6	2	5	4	5
9th Sidama Bunna	26	9	10	7	0	37	D, D, W, W, W, ...	4	7	3	5	3	4
10th Fasil Kenema	26	8	11	7	2	35	D, D, L, L, W, ...	2	6	4	6	5	3
11th Arba Minch Ci...	26	10	5	11	-1	35	L, L, D, L, D, ...	6	3	5	4	2	6
12th Ethio Electric	26	8	8	10	-2	32	L, L, W, L, D, ...	3	5	6	5	3	4
13th Awassa City	25	7	10	8	-2	31	W, D, W, W, D, ...	3	6	5	4	4	3
14th Dire Dawa Ke...	26	6	11	9	-4	29	L, L, L, W, D, ...	2	4	6	4	7	3
15th Mekelle 70 En...	26	7	8	11	-10	29	D, L, L, W, L, ...	3	3	5	4	5	6
16th Adama City	26	5	8	13	-16	23	D, D, L, L, D, ...	2	5	8	3	3	5
17th Suhl Shire FC	26	3	11	12	-11	20	D, D, D, D, L, ...	2	4	7	1	7	5
18th Welwalo Adig...	25	1	10	14	-19	13	D, D, L, D, D, ...	1	3	7	0	7	7
19th Wolkite Kene...	0	0	0	0	0	0		0	0	0	0	0	0

Faroe Islands

Premier League, Faroe Islands				1 X 2			Double Chance			Handicap				Total			Both to Score	
No.	Date c	Home team	Away team	1	X	2	1X	12	X2		1	X	2		▼	▲	Yes	No
2378	Fri 19:00 3	Víkingur Gøta	: Havnar Boltfelag	1.80	4.10	3.15	1.26	1.12	1.75	0:1	3.10	3.90	1.85	3.5	1.70	1.90	1.32	2.65
237D	Fri 19:30 3	07 Vestur	: EB/Streymur	2.30	3.80	2.45	1.40	1.18	1.50	0:1	4.10	4.20	1.60	3.5	1.50	2.15	1.42	2.45
2379	Fri 20:30 3	B36 Tórshavn	: FC Suduroy	1.16	7.00	11.5		1.02	4.20	0:2	2.20	4.00	2.40	3.5	1.90	1.70	1.70	1.85
236G	Fri 21:00 3	NSÍ Runavík	: KÍ Klaksvík	2.65	3.35	2.25	1.48	1.22	1.35	1:0	1.55	4.50	4.30	3.5	1.60	2.00	1.30	2.75
29AE	Sat 16:30 3	TB Tvøroyri	: B68 Toftir	3.15	3.80	1.90	1.75	1.14	1.25	1:0	1.65	4.10	3.60	2.5	2.20	1.50	1.46	2.25

Regular season

Team	Matches played	Wins	Draws	Losses	Goals difference	Points		Wins (home matches)	Home matches	Losses (home matches)	Wins (away matches)	Away matches	Losses (away matches)
									Draws (home matches)			Draws (away matches)	
1st NSÍ Runavík	8	8	0	0	34	24	W, W, W, W, W, ...	4	0	0	4	0	0
2nd KÍ Klaksvík	8	8	0	0	27	24	W, W, W, W, W, ...	5	0	0	3	0	0
3rd HB Torshavn	8	5	0	3	-1	15	L, W, L, L, W, ...	3	0	2	2	0	1
4th B36 Torshavn	8	4	1	3	1	13	L, W, D, W, W, ...	1	1	2	3	0	1
5th Víkingur Gøta	8	3	2	3	0	11	W, W, W, L, L, ...	1	1	1	2	1	2
6th EB Streymur	8	3	1	4	-8	10	W, L, L, W, L, ...	1	1	2	2	0	2
7th B68 Toftir	8	2	1	5	-13	7	W, L, D, L, L, ...	2	0	2	0	1	3
8th Suduroy	8	2	0	6	-13	6	L, L, L, W, W, ...	1	0	3	1	0	3
9th TB Tvøroyri	8	1	2	5	-16	5	L, L, W, L, L, ...	1	1	2	0	1	3
10th 07 Vestur	8	0	1	7	-11	1	L, L, L, L, L, ...	0	0	3	0	1	4

Finland

Kakkonen, Finland				1 X 2			Double Chance			Handicap				Total			Both to Score	
No.	Date c	Home team	Away team	1	X	2	1X	12	X2		1	X	2		▼	▲	Yes	No
29BE	Sat 14:00 3	PPJ	: NJS Nurmijarvi	1.26	6.40	8.00	1.04	1.09	3.50	0:2	2.55	4.10	2.10	3.5	1.95	1.60	1.50	2.25
29CG	Sat 16:00 3	FC Kiffen	: Atlantis II	2.10	4.00	2.60	1.38	1.15	1.55	0:1	3.60	4.40	1.60	3.5	1.80	1.80	1.28	3.10
29BD	Sat 16:00 3	JPS	: HaPK	1.95	3.80	3.00	1.30	1.15	1.65	0:1	3.25	4.10	1.75	3.5	1.55	2.15	1.38	2.50
29CD	Sat 18:00 3	Helsingin Pallose...	: Ilves 2	9.50	6.80	1.20	4.00	1.03		2:0	2.30	4.10	2.30	3.5	2.20	1.50	1.48	2.35

Regular season

Team	Matches played	Wins	Draws	Losses	Goals difference	Points		Wins (home matches)	Home matches	Losses (home matches)	Wins (away matches)	Away matches	Losses (away matches)
									Draws (home matches)			Draws (away matches)	
1st Ilves Tampere...	3	3	0	0	10	9	W, W, W	2	0	0	1	0	0
2nd TPV Tampere	3	3	0	0	6	9	W, W, W	1	0	0	2	0	0
3rd P-Iiro Rauma	3	2	0	1	3	6	W, W, L	1	0	0	1	0	1
4th HJS Akatemia	3	1	1	1	-1	4	D, L, W	0	1	1	1	0	0
5th PPJ	3	1	1	1	-3	4	D, L, W	1	0	0	0	1	1
6th Kiffen	3	1	0	2	0	3	L, W, L	0	0	2	1	0	0
7th MuSa Pori	3	1	0	2	0	3	L, W, L	0	0	1	1	0	1
8th Atlantis II	3	1	0	2	-3	3	W, L, L	1	0	1	0	0	1
9th NJS	3	1	0	2	-8	3	L, L, W	0	0	1	1	0	1
10th HPS	3	0	0	3	-4	0	L, L, L	0	0	2	0	0	1

Veikkausliiga, Finland				1 X 2			Double Chance			Handicap				Total			Both to Score	
No.	Date c	Home team	Away team	1	X	2	1X	12	X2		1	X	2		▼	▲	Yes	No
8A	Fri 18:31	Ilves Tampere	: FC Haka	1.48	4.50	5.30	1.09	1.12	2.40	0:1	2.30	3.60	2.40	3.5	1.55	2.30	1.65	2.10
AD	Sat 14:00	KuPS	: FC KTP	1.24	5.50	9.50		1.09	3.45	0:1	1.75	3.60	3.50	2.5	2.25	1.55	2.00	1.70
135B	Sat 16:00	IFK Mariehamn	: FC Inter Turku	7.50	4.70	1.40	2.85	1.12	1.07	1:0	2.85	3.60	2.00	2.5	2.05	1.65	1.90	1.75
3AB	Sat 18:00	AC Oulu	: IF Gnistan	2.50	3.30	2.55	1.42	1.26	1.44	1:0	1.48	4.40	4.80	2.5	1.95	1.75	1.60	2.20
126H	Sun 15:00	FF Jaro	: HJK Helsinki	4.90	3.70	1.60	2.05	1.22	1.12	1:0	2.10	3.45	2.85	2.5	1.75	1.95	1.85	1.75
ACG	Mon 18:00	SJK Seinäjoki	: VPS - Vaasan Pal...	1.95	3.60	3.15	1.28	1.22	1.70	0:1	3.50	3.90	1.80	3.5	1.50	2.30	1.50	2.40

Regular season

Team	Matches played	Wins	Draws	Losses	Goals difference	Points		Wins (home matches)	Draws (home matches)	Losses (home matches)	Wins (away matches)	Draws (away matches)	Losses (away matches)
1st KuPS	6	5	1	0	7	16	W, W, W, W, W, ...	4	0	0	1	1	0
2nd Seinajoen JK	6	4	1	1	4	13	L, D, W, W, W, ...	2	1	0	2	0	1
3rd Inter Turku	5	3	2	0	8	11	D, W, W, W, D	1	2	0	2	0	0
4th Ilves	5	3	0	2	5	9	L, L, W, W, W	2	0	0	1	0	2
5th Haka Valkeako...	5	2	1	2	0	7	L, D, W, L, W	2	0	2	0	1	0
6th VPS	5	2	1	2	-2	7	W, L, L, D, W	2	0	1	0	1	1
7th FF Jaro	5	2	0	3	0	6	W, L, L, L, W	0	0	1	2	0	2
8th Gnistan	5	2	0	3	-2	6	W, L, W, L, L	1	0	1	1	0	2
9th IFK Mariehamn	6	2	0	4	-6	6	L, W, L, L, W, ...	1	0	2	1	0	2
10th HJK Helsinki	5	1	1	3	-1	4	D, W, L, L, L	1	0	1	0	1	2
11th KTP	5	1	1	3	-7	4	L, W, L, D, L	0	1	3	1	0	0
12th AC Oulu	6	1	0	5	-6	3	W, L, L, L, L, ...	0	0	1	1	0	4

Ykkosliiga, Finland				1 X 2			Double Chance			Handicap				Total			Both to Score	
No.	Date c	Home team	Away team	1	X	2	1X	12	X2		1	X	2		▼	▲	Yes	No
249F	Sat 15:00	3	Salon Palloilijat : JaPS	2.95	3.90	2.00	1.60	1.20	1.30	1:0	1.60	4.20	3.60	3.5	1.60	2.05	1.38	2.75

Regular season

Team	Matches played	Wins	Draws	Losses	Goals difference	Points		Wins (home matches)	Draws (home matches)	Losses (home matches)	Wins (away matches)	Draws (away matches)	Losses (away matches)
1st TPS Turku	3	3	0	0	8	9	W, W, W	1	0	0	2	0	0
2nd EIF Ekenas	3	3	0	0	5	9	W, W, W	2	0	0	1	0	0
3rd Lahti	3	2	1	0	3	7	W, W, D	1	0	0	1	1	0
4th JIPPO	3	1	1	1	1	4	D, L, W	1	0	0	0	1	1
5th PK-35 Vantaa	3	1	1	1	0	4	L, W, D	0	1	1	1	0	0
6th SJK Akatemia	3	1	0	2	1	3	L, W, L	0	0	2	1	0	0
7th Klubi 04	3	1	0	2	-3	3	W, L, L	0	0	2	1	0	0
8th JaPS	3	1	0	2	-6	3	L, L, W	0	0	1	1	0	1
9th KaPa	3	0	1	2	-5	1	D, L, L	0	1	1	0	0	1
10th SalPa	3	0	0	3	-4	0	L, L, L	0	0	1	0	0	2

France

Ligue 1, France				1 X 2			Double Chance			Handicap				Total			Both to Score	
No.	Date c	Home team	Away team	1	X	2	1X	12	X2		1	X	2		▼	▲	Yes	No
89H	Sat 21:00	Montpellier	: Paris Saint Germ...	9.75	6.90	1.20	3.90	1.06	1.03	2:0	2.25	4.40	2.40	3.5	2.00	1.70	1.65	2.15
9BD	Sat 21:00	Rennes	: Nice	3.60	3.70	1.95	1.85	1.30	1.26	1:0	1.85	3.90	3.40	2.5	2.10	1.70	1.60	2.20
9CH	Sat 21:00	Toulouse	: Lens	2.25	3.50	3.15	1.30	1.26	1.60	0:1	4.30	4.10	1.60	2.5	1.95	1.75	1.60	2.20
9CG	Sat 21:00	Auxerre	: FC Nantes	2.85	3.40	2.40	1.50	1.32	1.40	1:0	1.55	4.10	4.70	2.5	1.90	1.80	1.60	2.05
69F	Sat 21:00	Stade Reims	: Saint-Etienne	2.05	3.60	3.30	1.32	1.26	1.70	0:1	3.70	4.10	1.75	2.5	2.10	1.65	1.55	2.25
9EF	Sat 21:00	Le Havre	: Olympique Mars...	5.80	4.50	1.55	2.50	1.22	1.12	1:0	2.60	3.70	2.35	2.5	2.20	1.55	1.65	2.10
8BF	Sat 21:00	Angers SC	: Strasbourg	4.30	3.70	1.80	1.90	1.26	1.22	1:0	2.00	3.70	3.10	2.5	2.00	1.70	1.65	2.05
8BC	Sat 21:00	Stade Brestois (...)	: Lille	4.40	3.80	1.75	1.90	1.28	1.18	1:0	2.05	3.70	3.05	2.5	1.90	1.80	1.65	2.10
9BH	Sat 21:00	AS Monaco FC	: Lyon	1.75	4.20	3.80	1.22	1.18	1.90	0:1	2.95	4.10	1.95	3.5	1.70	2.00	1.40	2.70

Regular season

Team	Matches played	Wins	Draws	Losses	Goals difference	Points		Wins (home matches)	Draws (home matches)	Losses (home matches)	Wins (away matches)	Draws (away matches)	Losses (away matches)
1st Paris Saint-Ge...	32	24	6	2	52	78	L, L, D, W, W, ...	13	2	1	11	4	1
2nd Olympique Ma...	32	18	5	9	23	59	D, W, W, L, W, ...	9	4	3	9	1	6
3rd AS Monaco	32	17	7	8	24	58	W, D, D, W, L, ...	11	3	2	6	4	6
4th OGC Nice	32	16	9	7	21	57	W, W, W, D, L, ...	10	4	2	6	5	5
5th Lille OSC	32	16	9	7	17	57	D, W, W, W, L, ...	10	4	2	6	5	5
6th RC Strasbourg	32	16	9	7	14	57	W, W, D, D, W, ...	10	5	1	6	4	6
7th Olympique Ly...	32	16	6	10	19	54	L, W, L, W, W, ...	10	2	4	6	4	6
8th RC Lens	32	14	6	12	-1	48	W, L, W, L, W, ...	6	2	8	8	4	4
9th Brest	32	14	5	13	-3	47	W, L, L, D, W, ...	9	3	4	5	2	9
10th AJ Auxerre	32	11	8	13	-1	41	L, W, L, L, W, ...	7	5	4	4	3	9
11th Stade Rennes	32	12	2	18	1	38	L, L, W, W, L, ...	8	1	7	4	1	11
12th Toulouse FC	32	10	8	14	0	38	W, D, L, L, L, ...	5	4	7	5	4	7
13th Reims	32	8	9	15	-11	33	L, D, W, W, L, ...	4	4	8	4	5	7
14th Angers SCO	32	9	6	17	-20	33	W, L, L, W, L, ...	4	2	10	5	4	7
15th FC Nantes	32	7	11	14	-16	32	L, D, D, L, W, ...	4	6	6	3	5	8
16th Le Havre	32	9	4	19	-30	31	W, D, L, L, W, ...	3	2	11	6	2	8
17th AS Saint-Etien...	32	7	6	19	-39	27	L, L, W, D, L, ...	6	3	7	1	3	12
18th Montpellier HS...	32	4	4	24	-50	16	L, D, L, L, L, ...	3	4	9	1	0	15

Ligue 2, France				1 X 2			Double Chance			Handicap				Total			Both to Score	
No.	Date c	Home team	Away team	1	X	2	1X	12	X2		1	X	2		▼	▲	Yes	No
567	Sat 17:00	Red Star Footba...	Dunkerque	3.70	3.20	2.00	1.70	1.28	1.24	1:0	1.75	4.00	3.50	2.5	2.00	1.65	1.55	2.25
2EG	Sat 17:00	Paris FC	AC Ajaccio	1.48	4.00	6.80	1.04	1.16	2.55	0:1	2.35	3.35	2.55	2.5	1.75	1.95	2.05	1.65
38C	Sat 17:00	Stade Lavallois	Metz	2.05	3.60	3.00	1.30	1.20	1.65	0:1	3.60	4.10	1.65	2.5	2.30	1.50	1.48	2.40
BDG	Sat 17:00	Rodez Aveyron	Clermont	2.65	3.50	2.30	1.50	1.20	1.38	1:0	1.50	4.20	4.40	2.5	2.20	1.55	1.50	2.30
134H	Sat 17:00	SC Bastia	SM Caen CBN	1.46	4.30	5.70	1.12	1.16	2.35	0:1	2.30	3.60	2.45	2.5	2.30	1.50	1.70	2.10
1368	Sat 17:00	Troyes AC	Amiens	1.50	4.10	5.40	1.08	1.20	2.40	0:1	2.40	3.40	2.40	2.5	1.95	1.70	1.80	1.85
138C	Sat 17:00	Annecy FC	Grenoble	1.85	3.40	3.50	1.22	1.25	1.80	0:1	3.45	3.60	1.80	2.5	1.95	1.70	1.60	2.10
13AC	Sat 17:00	Pau FC	Guingamp	3.05	3.90	2.00	1.65	1.20	1.28	1:0	1.75	4.20	3.60	3.5	1.65	2.00	1.38	2.70
13AD	Sat 17:00	Lorient	Martigues	1.50	3.80	5.90	1.09	1.16	2.30	0:1	2.30	3.80	2.35	3.5	1.60	2.20	1.55	2.20

Regular season

Team	Matches played	Wins	Draws	Losses	Goals difference	Points		Wins (home matches)	Home matches Draws (home matches)	Losses (home matches)	Wins (away matches)	Away matches Draws (away matches)	Losses (away matches)
1st FC Lorient	33	21	5	7	33	68	L, W, D, W, W, ...	14	1	1	7	4	6
2nd Paris FC	33	20	6	7	20	66	D, D, W, W, W, ...	12	2	2	8	4	5
3rd FC Metz	33	17	11	5	29	62	D, L, D, W, D, ...	10	6	1	7	5	4
4th Dunkerque	33	17	4	12	7	55	D, L, W, L, W, ...	12	1	4	5	3	8
5th EA Guingamp	33	16	4	13	10	52	D, W, L, L, L, ...	9	3	5	7	1	8
6th Laval	33	14	8	11	7	50	D, W, W, L, L, ...	8	3	5	6	5	6
7th Annecy	33	13	9	11	-3	48	L, W, D, W, D, ...	8	4	4	5	5	7
8th Grenoble	33	13	7	13	1	46	W, W, L, L, W, ...	8	5	4	5	2	9
9th SC Bastia	33	10	15	8	5	45	D, L, L, W, D, ...	8	7	1	2	8	7
10th Amiens SC	33	13	4	16	-11	43	W, L, W, W, L, ...	11	2	4	2	2	12
11th AC Ajaccio	33	12	6	15	-10	42	W, L, D, D, W, ...	9	3	5	3	3	10
12th Pau FC	33	10	12	11	-12	42	L, W, D, D, L, ...	8	5	3	2	7	8
13th ESTAC Troyes	33	12	5	16	1	41	L, W, W, D, D, ...	6	4	6	6	1	10
14th Rodez	33	9	11	13	2	38	D, D, L, D, W, ...	6	4	6	3	7	7
15th Red Star	33	9	10	14	-14	37	D, D, D, L, D, ...	6	4	6	3	6	8
16th Clermont Foot	33	7	11	15	-16	32	W, D, L, D, L, ...	3	8	6	4	3	9
17th FC de Martigu...	33	9	5	19	-23	32	D, L, W, L, L, ...	3	3	11	6	2	8
18th SM Caen	33	5	7	21	-26	22	D, L, L, D, D, ...	3	5	9	2	2	12

National 1, France				1 X 2			Double Chance			Handicap				Total			Both to Score	
No.	Date c	Home team	Away team	1	X	2	1X	12	X2		1	X	2		▼	▲	Yes	No
179G	Fri 19:30 3	Sochaux	Bourg Péronnas	2.05	2.95	3.80	1.16	1.30	1.60	0:1	4.10	3.50	1.65	1.5	2.35	1.46	2.15	1.55
179E	Fri 19:30 3	Valenciennes	Nancy	3.35	3.05	2.10	1.55	1.28	1.22	1:0	1.60	3.60	4.30	2.5	1.55	2.10	1.90	1.75
179H	Fri 19:30 3	FC Villefranche-B...	Quevilly Rouen	2.80	2.35	3.15	1.25	1.45	1.38	0:1	6.10	4.20	1.40	1.5	2.30	1.48	2.00	1.60
17AB	Fri 19:30 3	Dijon	Boulogne	2.00	3.05	3.70	1.22	1.28	1.75	0:1	3.90	3.60	1.65	2.5	1.55	2.20	1.90	1.75
17AC	Fri 19:30 3	Nîmes	Aubagne	1.80	3.40	4.00	1.15	1.25	1.65	0:1	3.45	3.45	1.85	2.5	1.70	1.95	1.80	1.80
17AE	Fri 19:30 3	FC Rouen	Paris 13 Atletico	2.50	2.95	2.80	1.32	1.32	1.42	0:1	5.50	3.80	1.48	2.5	1.55	2.15	1.95	1.70
17AG	Fri 19:30 3	Chateauroux	Orléans	2.10	3.30	3.15	1.25	1.26	1.60	0:1	4.40	3.80	1.55	2.5	1.65	1.95	1.75	1.85
17BC	Fri 19:30 3	Concarneau	Le Mans	4.50	3.25	1.75	1.85	1.26	1.14	1:0	1.95	3.45	3.10	2.5	1.55	2.15	1.95	1.65

Regular season

Team	Matches played	Wins	Draws	Losses	Goals difference	Points		Wins (home matches)	Home matches Draws (home matches)	Losses (home matches)	Wins (away matches)	Away matches Draws (away matches)	Losses (away matches)
1st AS Nancy	30	19	4	7	25	61	W, W, W, W, D, ...	11	0	4	8	4	3
2nd Le Mans UC 72	30	16	7	7	15	55	D, W, W, W, D, ...	7	5	3	9	2	4
3rd US Boulogne	30	14	10	6	9	52	L, D, W, D, L, ...	8	5	2	6	5	4
4th Dijon FCO	30	12	11	7	6	47	D, W, W, W, L, ...	7	4	4	5	7	3
5th Aubagne	30	12	6	12	7	42	W, W, L, D, D, ...	8	3	4	4	3	8
6th Orleans	30	11	9	10	1	42	L, L, W, L, D, ...	5	5	5	6	4	5
7th Bourg-Peronn...	30	10	10	10	-4	40	D, L, D, L, W, ...	5	7	3	5	3	7
8th Concarneau	30	10	9	11	0	39	W, D, D, W, D, ...	6	6	3	4	3	8
9th Valenciennes	30	9	12	9	0	39	D, L, D, L, L, ...	6	6	3	3	6	6
10th Rouen	30	9	11	10	3	38	D, L, W, W, D, ...	6	6	3	3	5	7
11th Sochaux	30	8	14	8	1	38	W, L, L, W, D, ...	5	6	4	3	8	4
12th Versailles	31	8	12	11	-1	36	W, W, L, L, D, ...	5	6	5	3	6	6
13th Villefranche	31	7	13	11	-7	34	D, D, L, L, D, ...	4	6	5	3	7	6
14th US Quevilly-Ro...	30	9	7	14	-12	34	L, L, W, D, L, ...	6	2	7	3	5	7
15th Paris 13 Atlet...	30	6	13	11	-7	31	D, D, L, D, D, ...	4	6	5	2	7	6
16th Chateauroux	30	7	8	15	-24	29	D, L, W, L, D, ...	6	4	5	1	4	10
17th Nîmes Olympi...	30	6	10	14	-12	28	L, D, L, W, L, ...	5	6	4	1	4	10
18th Girondins Bord...	0	0	0	0	0	0		0	0	0	0	0	0

National 2, France				1 X 2			Double Chance			Total		
No.	Date c	Home team	Away team	1	X	2	1X	12	X2		▼	▲
4BD	Sat 18:00 3	Marignane Gignac CB FC	Fréjus St-Raphaël	2.35	2.75	3.25	1.26	1.34	1.48	2.5	1.45	2.40
246	Sat 18:00 3	Epinal	Balagne	2.35	2.75	3.25	1.26	1.34	1.48	2.5	1.50	2.25
129G	Sat 18:00 3	Andrezieux Boutheon	SC Toulon-Le Las	2.35	2.85	3.15	1.28	1.32	1.48	2.5	1.55	2.15
1ACD	Sat 18:00 3	Aubervilliers	Thionville Lusitanos	2.35	3.25	2.75	1.34	1.26	1.48	2.5	1.80	1.80
16BD	Sat 18:00 3	Chambly	Villers Houlgate	1.18	6.30	11.0		1.06	3.90	2.5	2.65	1.36
1246	Sat 18:00 3	Haguenau	Beauvais	2.10	3.20	3.15	1.26	1.26	1.55	2.5	1.80	1.80
1234	Sat 18:00 3	Grasse	Cannes	2.35	2.85	3.15	1.28	1.32	1.48	2.5	1.55	2.15
1279	Sat 18:00 3	Saint Priest	Angoulême	2.35	2.75	3.25	1.26	1.34	1.48	2.5	1.45	2.40
157A	Sat 18:00 3	Bordeaux	Granville	1.75	3.50	4.00	1.16	1.22	1.90	2.5	1.80	1.80
14AG	Sat 18:00 3	Blois F.41	Stade Briochin	2.35	3.25	2.75	1.34	1.26	1.48	2.5	1.80	1.80
16CH	Sat 18:00 3	Bobigny	Fleury 91	2.35	3.25	2.75	1.34	1.26	1.48	2.5	1.80	1.80

Group A

Team	Matches played	Wins	Draws	Losses	Goals difference	Points		Wins (home matches)	Draws (home matches)	Losses (home matches)	Wins (away matches)	Draws (away matches)	Losses (away matches)
1st Le Puy	28	17	8	3	33	59	W, D, W, W, W, ...	8	4	2	9	4	1
2nd Cannes	28	14	9	5	25	51	D, W, W, W, W, ...	7	4	3	7	5	2
3rd Hyeres FC	28	10	12	6	8	42	D, L, D, L, D, ...	2	11	1	8	1	5
4th Toulon Var	28	11	9	8	4	42	D, W, W, W, L, ...	7	6	1	4	3	7
5th RC Grasse	28	10	11	7	10	41	W, L, D, D, W, ...	9	3	2	1	8	5
6th Angouleme C...	28	10	11	7	-2	41	L, D, L, D, W, ...	8	2	4	2	9	3
7th Saint-Priest	28	10	8	10	-2	38	D, W, D, W, D, ...	5	2	7	5	6	3
8th Andrezieux	28	9	10	9	10	37	L, W, W, W, L, ...	7	5	2	2	5	7
9th Frejus Saint-R...	28	9	11	8	-2	37	D, D, W, L, L, ...	6	5	3	3	6	5
10th Rumilly	28	8	12	8	4	36	D, D, L, D, D, ...	5	6	3	3	6	5
11th Marignane	28	9	7	12	-13	34	W, W, D, L, L, ...	6	2	6	3	5	6
12th Istres	28	9	5	14	-11	32	D, L, L, L, L, ...	5	4	5	4	1	9
13th Bergerac	28	8	6	14	-16	30	W, L, L, D, W, ...	5	4	5	3	2	9
14th Jura Sud	28	5	14	9	-5	29	D, D, D, D, D, ...	4	5	5	1	9	4
15th GOAL FC	28	8	6	14	-20	26	L, D, L, L, W, ...	3	4	7	5	2	7
16th Les Genets d...	28	4	7	17	-23	19	L, L, D, D, L, ...	2	6	6	2	1	11

Georgia

Erovnuli Liga, Georgia				1 X 2			Double Chance			Handicap				Total			Both to Score	
No.	Date c	Home team	Away team	1	X	2	1X	12	X2		1	X	2		▼	▲	Yes	No
345	Sun 18:00 3	FC Iberia 1999	: FC Samguruli Tsk..	1.55	3.80	5.30	1.10	1.18	2.20	0:1	2.55	3.35	2.30	2.5	1.90	1.70	1.75	1.85
14D	Sun 19:00 3	Torpedo Kutaisi	: FC Dinamo Batumi	2.00	3.30	3.40	1.24	1.25	1.65	0:1	4.10	3.70	1.65	2.5	1.60	2.00	1.85	1.80

Regular season

Team	Matches played	Wins	Draws	Losses	Goals difference	Points		Wins (home matches)	Draws (home matches)	Losses (home matches)	Wins (away matches)	Draws (away matches)	Losses (away matches)
1st Iberia 1999	13	10	3	0	15	33	W, W, W, D, W, ...	5	1	0	5	2	0
2nd Dinamo Batumi	13	6	6	1	8	24	L, D, D, D, W, ...	5	1	1	1	5	0
3rd Dila Gori	13	7	2	4	9	23	L, L, W, W, L, ...	4	1	2	3	1	2
4th Dinamo Tbilisi	13	6	4	3	7	22	W, W, D, D, W, ...	5	1	1	1	3	2
5th Torpedo Kuta...	13	5	3	5	1	18	W, W, L, W, D, ...	2	1	3	3	2	2
6th Gagra	13	4	2	7	-6	14	W, D, L, L, L, ...	0	2	4	4	0	3
7th Samguruli Tsk...	13	3	3	7	2	12	L, L, D, L, W, ...	2	2	3	1	1	4
8th Gareji Sagarejo	13	3	3	7	-3	12	W, W, D, L, D, ...	2	2	2	1	1	5
9th Kolkheti Poti	13	3	2	8	-15	11	L, L, W, W, L, ...	2	2	3	1	0	5
10th Telavi	13	3	2	8	-18	11	L, L, L, D, L, ...	2	2	2	1	0	6

Germany

2.Bundesliga, Germany				1 X 2			Double Chance			Handicap				Total			Both to Score	
No.	Date c	Home team	Away team	1	X	2	1X	12	X2		1	X	2		▼	▲	Yes	No
18EG	Fri 18:30	Nurnberg	: 1. FC Koln	5.30	4.20	1.55	2.35	1.18	1.12	1:0	2.45	3.90	2.35	3.5	1.55	2.20	1.50	2.30
34G	Fri 18:30	SC Preussen Mun..	: Hertha BSC	2.25	3.70	2.60	1.40	1.25	1.55	0:1	4.30	4.30	1.55	3.5	1.50	2.25	1.44	2.55
EG	Sat 13:00	Fortuna Dusseld...	: FC Schalke 04	1.75	4.10	3.60	1.22	1.20	1.95	0:1	3.00	4.00	2.00	3.5	1.60	2.10	1.42	2.60
34	Sat 13:00	SC Paderborn 07	: 1. FC Magdeburg	2.00	3.80	3.20	1.26	1.24	1.70	0:1	3.60	4.20	1.75	3.5	1.55	2.20	1.46	2.60
238H	Sat 13:00	SV Elversberg	: Eintracht Brauns...	1.50	4.40	5.50	1.10	1.16	2.45	0:1	2.30	3.70	2.50	3.5	1.50	2.30	1.55	2.15
68	Sat 20:30	Hamburger SV	: SSV Ulm 1846	1.36	4.90	6.90	1.04	1.15	2.85	0:1	2.00	3.80	2.90	3.5	1.55	2.15	1.65	2.05
124F	Sun 13:30	SSV Jahn Regen...	: Karlsruher SC	3.30	3.80	2.00	1.70	1.25	1.30	1:0	1.75	4.00	3.60	2.5	2.15	1.60	1.50	2.40
1259	Sun 13:30	1. FC Kaiserslaut...	: Darmstadt 98	1.90	3.80	3.40	1.25	1.25	1.75	0:1	3.30	4.00	1.90	3.5	1.55	2.20	1.46	2.60
129A	Sun 13:30	Hannover 96	: SpVgg Greuther ...	1.95	3.70	3.20	1.26	1.22	1.70	0:1	3.50	3.90	1.80	2.5	2.15	1.60	1.50	2.30

Regular season

Team	Matches played	Wins	Draws	Losses	Goals difference	Points		Wins (home matches)	Home matches Draws (home matches)	Losses (home matches)	Wins (away matches)	Away matches Draws (away matches)	Losses (away matches)
1st Hamburger SV	32	15	11	6	30	56	W, L, D, L, W, ...	7	7	2	8	4	4
2nd 1. FC Koln	32	16	7	9	10	55	D, L, W, D, L, ...	8	4	4	8	3	5
3rd Elversberg	32	14	10	8	23	52	W, D, D, W, W, ...	8	3	5	6	7	3
4th Paderborn 07	32	14	10	8	12	52	W, D, W, L, L, ...	7	3	6	7	7	2
5th Magdeburg	32	13	11	8	11	50	L, D, W, L, W, ...	4	7	5	9	4	3
6th Fortuna Dusse...	32	13	11	8	5	50	D, D, D, W, W, ...	6	5	5	7	6	3
7th Kaiserslautern	32	14	8	10	4	50	D, W, L, L, L, ...	8	5	3	6	3	7
8th Hannover 96	32	13	10	9	5	49	W, W, L, L, L, ...	8	6	2	5	4	7
9th Karlsruhe	32	13	9	10	-1	48	D, W, W, D, W, ...	8	4	4	5	5	6
10th Nurnberg	32	13	6	13	1	45	L, D, L, W, L, ...	8	2	6	5	4	7
11th Hertha BSC	32	12	7	13	0	43	W, D, W, D, W, ...	4	4	8	8	3	5
12th SV Darmstadt...	32	10	9	13	0	39	L, D, W, D, W, ...	7	4	5	3	5	8
13th FC Schalke 04	32	10	8	14	-7	38	L, L, D, L, W, ...	6	3	7	4	5	7
14th Greuther Furth	32	9	8	15	-15	35	L, L, L, D, L, ...	5	5	6	4	3	9
15th Eintracht Brau...	32	8	11	13	-20	35	D, D, W, W, W, ...	6	5	5	2	6	8
16th Preussen Mun...	32	7	11	14	-5	32	W, D, L, D, L, ...	3	7	6	4	4	8
17th SSV Ulm 1846	32	6	11	15	-7	29	L, W, L, W, L, ...	4	4	8	2	7	7
18th Jahn Regensb...	32	6	6	20	-46	24	D, D, L, W, L, ...	6	4	6	0	2	14

3. Liga, Germany				1 X 2			Double Chance			Handicap				Total			Both to Score	
No.	Date c	Home team	Away team	1	X	2	1X	12	X2		1	X	2		▼	▲	Yes	No
19	Fri 19:00	Dortmund II	VfB Stuttgart II	2.35	3.45	2.75	1.36	1.25	1.50	0:1	4.30	4.30	1.50	2.5	2.25	1.55	1.48	2.50
5BC	Sat 14:00	Hansa Rostock	Energie Cottbus	1.80	3.60	3.70	1.24	1.18	1.85	0:1	3.10	3.70	1.85	2.5	2.00	1.70	1.60	2.15
5B	Sat 14:00	Erzgebirge Aue	SV Sandhausen	1.85	3.70	3.60	1.22	1.22	1.80	0:1	3.25	3.90	1.80	2.5	2.15	1.60	1.50	2.25
79	Sat 14:00	SV Waldhof Man...	SG Dynamo Dres...	3.05	3.35	2.10	1.60	1.24	1.30	1:0	1.65	4.10	3.90	2.5	2.05	1.60	1.55	2.30
AB	Sat 14:00	SC Verl	TSV 1860 Münch...	1.90	3.70	3.50	1.22	1.24	1.80	0:1	3.15	3.80	1.85	2.5	2.20	1.60	1.55	2.25
BF	Sat 14:00	Alemannia Aach...	FC Saarbrücken	2.95	3.10	2.40	1.48	1.30	1.32	1:0	1.55	3.90	4.90	2.5	1.60	2.20	1.90	1.80
89E	Sat 16:30	FC Ingolstadt 04	SV Wehen Wiesb...	2.05	3.60	2.95	1.30	1.24	1.60	0:1	3.70	4.20	1.70	3.5	1.45	2.40	1.50	2.35
2EF	Sun 13:30	SpVgg Unterhac...	DSC Arminia Biel...	6.90	4.80	1.36	2.80	1.15	1.03	1:0	2.95	3.60	2.00	2.5	2.30	1.55	1.75	1.95
24	Sun 16:30	Rot-Weiss Essen	VfL Osnabrück	2.15	3.45	2.95	1.32	1.25	1.55	0:1	4.10	4.10	1.55	2.5	2.05	1.65	1.55	2.25
257	Sun 19:30	Viktoria Köln 190...	Hannover 96 II	1.75	3.80	3.80	1.20	1.20	1.85	0:1	3.10	3.90	1.95	2.5	2.25	1.50	1.50	2.35

Regular season

Team	Matches played	Wins	Draws	Losses	Goals difference	Points		Wins (home matches)	Home matches Draws (home matches)	Losses (home matches)	Wins (away matches)	Away matches Draws (away matches)	Losses (away matches)
1st Dynamo Dres...	36	19	10	7	29	67	D, W, W, L, D, ...	10	6	2	9	4	5
2nd Arminia Bielef...	36	19	9	8	26	66	D, W, W, W, W, ...	10	5	3	9	4	5
3rd Saarbrücken	36	17	11	8	13	62	W, W, L, D, W, ...	10	4	4	7	7	4
4th Hansa Rostock	36	18	6	12	11	60	W, W, W, L, W, ...	11	5	2	7	1	10
5th Energie Cottb...	36	17	8	11	11	59	L, D, W, L, L, ...	10	4	4	7	4	7
6th Viktoria Koln	36	16	5	15	5	53	L, W, L, L, W, ...	11	1	6	5	4	9
7th Verl	36	14	11	11	4	53	L, W, D, L, L, ...	7	7	4	7	4	7
8th Rot-Weiss Ess...	36	15	7	14	-1	52	W, L, W, W, W, ...	8	5	5	7	2	9
9th FC Ingolstadt...	36	13	12	11	7	51	L, L, L, D, D, ...	9	6	3	4	6	8
10th 1860 Munchen	36	15	6	15	-4	51	L, L, W, W, W, ...	7	3	8	8	3	7
11th Wehen Wiesb...	36	13	10	13	-3	49	W, L, W, D, L, ...	8	4	6	5	6	7
12th Erzgebirge Au...	36	15	4	17	-12	49	W, L, W, L, L, ...	10	3	5	5	1	12
13th VfL Osnabrück	36	13	9	14	-4	48	W, L, W, W, L, ...	8	4	6	5	5	8
14th Alemannia Aa...	36	11	14	11	-1	47	L, W, L, W, D, ...	7	8	3	4	6	8
15th Waldhof Mann...	36	10	13	13	-2	43	W, D, D, L, L, ...	7	6	5	3	7	8
16th Borussia Dortm.	36	11	10	15	-5	43	L, L, L, W, W, ...	7	5	6	4	5	9
17th VfB Stuttgart...	36	11	10	15	-11	43	W, D, D, D, L, ...	10	2	6	1	8	9
18th Hannover 96 II	36	8	10	18	-18	34	D, W, D, D, D, ...	4	5	9	4	5	9
19th Sandhausen	36	8	8	20	-17	32	L, L, L, L, L, ...	6	2	10	2	6	10
20th SpVgg Unterh...	36	4	13	19	-28	25	L, D, D, L, D, ...	3	8	7	1	5	12

Bundesliga, Germany				1 X 2			Double Chance			Handicap				Total			Both to Score	
No.	Date c	Home team	Away team	1	X	2	1X	12	X2		1	X	2		▼	▲	Yes	No
2BC	Fri 20:30	VfL Wolfsburg	TSG 1899 Hoffen...	2.25	3.70	2.85	1.36	1.22	1.60	0:1	4.00	4.40	1.60	3.5	1.55	2.25	1.45	2.70
9BF	Sat 15:30	VfL Bochum 1848	FSV Mainz	2.90	3.60	2.20	1.60	1.28	1.38	1:0	1.65	4.30	4.00	2.5	2.15	1.60	1.50	2.35
9DH	Sat 15:30	Union Berlin	1. FC Heidenheim...	2.10	3.50	3.35	1.28	1.28	1.65	0:1	4.10	3.90	1.75	2.5	1.85	1.85	1.70	2.00
9AE	Sat 15:30	SV Werder Brem...	RB Leipzig	2.35	3.70	2.80	1.44	1.28	1.55	0:1	4.30	4.50	1.55	3.5	1.60	2.20	1.44	2.65
9BC	Sat 15:30	Holstein Kiel	Sport-Club Freib...	3.10	3.70	2.05	1.65	1.22	1.30	1:0	1.70	4.30	3.70	3.5	1.55	2.25	1.45	2.60
8EH	Sat 18:30	FC Bayern Munich	Borussia Monche...	1.14	9.50	11.5		1.03	5.20	0:2	1.90	4.50	2.75	4.5	1.70	2.05	1.55	2.25
8FG	Sun 15:30	Bayer 04 Leverk...	Borussia Dortmu...	2.60	3.90	2.40	1.55	1.22	1.45	1:0	1.55	4.50	4.30	3.5	1.60	2.20	1.45	2.70
9FG	Sun 17:30	Eintracht Frankf...	FC St. Pauli	1.50	4.40	5.70	1.12	1.22	2.45	0:1	2.40	3.60	2.45	2.5	2.10	1.65	1.75	2.00
8FH	Sun 19:30	VfB Stuttgart	FC Augsburg	1.55	4.40	5.50	1.12	1.20	2.35	0:1	2.40	3.80	2.50	3.5	1.55	2.30	1.55	2.20

Regular season

Team	Matches played	Wins	Draws	Losses	Goals difference	Points		Wins (home matches)	Draws (home matches)	Losses (home matches)	Wins (away matches)	Draws (away matches)	Losses (away matches)
1st Bayern Munch...	32	23	7	2	61	76	D, W, W, D, W, ...	13	2	1	10	5	1
2nd Bayer 04 Leve...	32	19	11	2	31	68	D, W, D, D, W, ...	10	4	2	9	7	0
3rd Eintracht Fran...	32	16	8	8	20	56	D, W, D, W, L, ...	10	3	3	6	5	5
4th SC Freiburg	32	15	7	10	-3	52	D, W, W, W, L, ...	9	3	4	6	4	6
5th Borussia Dortm.	32	15	6	11	15	51	W, W, W, D, W, ...	10	3	3	5	3	8
6th RB Leipzig	32	13	11	8	6	50	D, L, D, W, W, ...	8	6	2	5	5	6
7th 1. FSV Mainz ...	32	13	9	10	9	48	D, L, D, L, D, ...	6	7	3	7	2	7
8th SV Werder Br...	32	13	8	11	-6	47	D, D, W, W, W, ...	5	5	6	8	3	5
9th Borussia M'gla...	32	13	6	13	1	45	D, L, L, L, D, ...	7	3	6	6	3	7
10th VfB Stuttgart	32	12	8	12	6	44	W, L, D, L, W, ...	6	2	8	6	6	4
11th FC Augsburg	32	11	10	11	-11	43	L, L, D, W, L, ...	6	5	5	5	5	6
12th VfL Wolfsburg	32	10	9	13	1	39	L, L, D, L, L, ...	3	6	7	7	3	6
13th Union Berlin	32	9	10	13	-14	37	D, D, D, D, W, ...	5	6	5	4	4	8
14th St. Pauli	32	8	7	17	-11	31	L, D, D, W, D, ...	3	5	8	5	2	9
15th TSG 1899 Ho...	32	7	10	15	-18	31	D, L, L, W, L, ...	4	5	7	3	5	8
16th Heidenheim	32	7	5	20	-27	26	D, W, L, L, L, ...	3	2	11	4	3	9
17th Holstein Kiel	32	6	7	19	-27	25	W, W, D, L, D, ...	4	2	10	2	5	9
18th VfL Bochum	32	5	7	20	-33	22	D, D, L, L, L, ...	3	4	9	2	3	11

Regional Liga Bayern, Germany				1 X 2			Double Chance			Handicap				Total			Both to Score	
No.	Date c	Home team	Away team	1	X	2	1X	12	X2		1	X	2		▼	▲	Yes	No
24DF	Fri 18:30 3	DJK Vilzing	: 1. FC Schweinfur...	2.10	3.80	2.85	1.36	1.18	1.55	0:1	3.60	4.20	1.65	3.5	1.50	2.20	1.46	2.55
24CE	Fri 19:00 3	Bayern Munchen...	: SV Turkgucu Mun...	1.55	4.40	4.30	1.14	1.15	2.25	0:1	2.35	4.10	2.15	3.5	1.85	1.75	1.35	2.70
24DE	Fri 19:00 3	SV Viktoria Asch...	: FV Illertissen	2.25	3.90	2.50	1.45	1.18	1.50	0:1	4.20	4.10	1.55	3.5	1.55	2.20	1.44	2.50
2458	Fri 19:00 3	Augsburg II	: FC Eintracht Bam...	1.40	4.70	5.60	1.10	1.10	2.55	0:1	2.10	3.90	2.55	3.5	1.70	1.95	1.50	2.35
167H	Sat 14:00 3	SpVgg Hankofen...	: SpVgg Bayreuth	4.00	3.90	1.65	2.00	1.18	1.20	1:0	1.95	3.80	2.85	3.5	1.50	2.25	1.50	2.25
24DG	Sat 14:00 3	Würzburger Kick...	: Greuther Furth 2	1.85	3.90	3.30	1.26	1.20	1.75	0:1	3.05	3.90	1.80	3.5	1.60	2.05	1.40	2.65
256F	Sat 14:00 3	TSV Aubstadt	: TSV Buchbach	2.50	3.90	2.30	1.50	1.16	1.46	1:0	1.50	4.30	4.20	3.5	1.60	2.10	1.40	2.65
249G	Sat 14:00 3	1. FC Nürnberg II	: Schwaben Augsb...	1.90	3.80	3.15	1.26	1.18	1.70	0:1	3.45	4.10	1.70	3.5	1.55	2.10	1.46	2.55
24FH	Sat 16:00 3	SpVgg Ansbach	: Wacker Burghau...	2.60	3.60	2.35	1.46	1.18	1.42	1:0	1.55	4.20	4.20	2.5	1.95	1.65	1.55	2.20

Regular season

Team	Matches played	Wins	Draws	Losses	Goals difference	Points		Wins (home matches)	Draws (home matches)	Losses (home matches)	Wins (away matches)	Draws (away matches)	Losses (away matches)
1st Schweinfurt	32	20	5	7	31	65	W, D, L, W, L, ...	11	2	3	9	3	4
2nd SpVgg Bayreu...	32	15	10	7	18	55	L, W, D, D, D, ...	10	4	2	5	6	5
3rd Buchbach	32	15	10	7	16	55	W, L, W, D, W, ...	9	6	1	6	4	6
4th Würzburger K...	32	14	11	7	19	53	L, D, L, W, W, ...	8	4	4	6	7	3
5th Bayern Munch...	32	15	7	10	20	52	D, L, L, W, W, ...	8	4	4	7	3	6
6th Greuther Furt...	32	14	10	8	13	52	W, W, D, D, W, ...	7	6	3	7	4	5
7th FV Illertissen	32	14	9	9	13	51	D, L, D, D, D, ...	7	6	3	7	3	6
8th Vilzing	32	14	7	11	0	49	W, W, W, W, L, ...	7	3	6	7	4	5
9th Wacker Burgh...	31	13	6	12	5	45	W, W, W, D, L, ...	6	5	5	7	1	7
10th Ansbach	32	10	13	9	-7	43	W, D, D, L, D, ...	6	6	4	4	7	5
11th Augsburg II	32	11	9	12	5	42	L, D, W, D, L, ...	4	4	8	7	5	4
12th Numberg II	32	10	11	11	0	41	W, W, D, L, D, ...	5	5	6	5	6	5
13th Schwaben Au...	32	11	6	15	-5	39	L, L, D, D, D, ...	5	4	7	6	2	8
14th Aubstadt	32	9	9	14	-8	36	L, L, W, L, W, ...	5	3	8	4	6	6
15th Vikt. Aschaffe...	32	7	13	12	-15	34	L, D, D, D, W, ...	6	6	4	1	7	8
16th Hankofen-Hai...	32	6	8	18	-34	26	W, D, L, L, L, ...	5	3	8	1	5	10
17th SV Turkgucu ...	31	5	7	19	-27	22	L, D, D, L, W, ...	1	5	9	4	2	10
18th Eintracht Bam...	32	5	7	20	-44	22	L, D, L, D, L, ...	3	3	10	2	4	10

Regional Liga Nordost, Germany				1 X 2			Double Chance			Handicap				Total			Both to Score	
No.	Date c	Home team	Away team	1	X	2	1X	12	X2		1	X	2		▼	▲	Yes	No
25CE	Fri 19:00 3	Eilenburg	: Chemnitzer FC	2.90	3.70	2.05	1.60	1.20	1.32	1:0	1.60	3.90	4.10	2.5	1.90	1.70	1.55	2.15
25DH	Fri 19:00 3	Hertha BSC Am.	: Berliner FC Dyna...	2.45	3.80	2.35	1.48	1.18	1.42	1:0	1.46	4.70	4.30	3.5	1.80	1.80	1.28	3.20
24DH	Sat 13:00 3	SV Babelsberg 03	: FSV 63 Luckenwa...	2.05	3.50	2.85	1.30	1.18	1.60	0:1	3.90	4.00	1.60	2.5	2.00	1.65	1.55	2.15
258A	Sat 13:00 3	FC Carl Zeiss Jena	: ZFC Meuselwitz	1.55	4.10	4.80	1.09	1.15	2.20	0:1	2.30	3.80	2.30	3.5	1.55	2.05	1.50	2.25
24CF	Sat 16:15 3	1. FC Lok Leipzig	: VFC Plauen	1.07	9.75	20.0			7.00	0:2	1.95	3.70	2.90	3.5	1.60	2.05	2.65	1.40
268A	Sun 13:00 3	Hallescher FC	: FC Hertha 03 Zeh...	1.22	5.50	9.00		1.07	3.45	0:2	2.75	4.00	1.95	3.5	1.65	1.95	1.70	2.00
24CG	Sun 13:00 3	VSG Altglienicke	: Rot-Weiß Erfurt	2.70	3.70	2.15	1.60	1.16	1.38	1:0	1.60	4.20	4.00	3.5	1.50	2.20	1.48	2.45
25G	Sun 13:00 3	FC Viktoria 1889...	: Greifswalder FC	3.00	3.80	2.05	1.65	1.16	1.30	1:0	1.60	4.00	3.90	2.5	2.10	1.55	1.50	2.30
24CH	Sun 14:00 3	FSV Zwickau	: BSG Chemie Leip...	1.75	3.80	3.70	1.18	1.20	1.85	0:1	3.15	3.60	1.90	2.5	1.95	1.60	1.65	2.05

Regular season

Team	Matches played	Wins	Draws	Losses	Goals difference	Points		Wins (home matches)	Home matches Draws (home matches)	Losses (home matches)	Wins (away matches)	Away matches Draws (away matches)	Losses (away matches)
1st Lokomotive L...	32	21	7	4	37	70	D, D, L, W, W, ...	11	4	1	10	3	3
2nd Hallescher	32	20	7	5	29	67	W, W, W, W, L, ...	12	2	2	8	5	3
3rd Zwickau	32	18	4	10	1	58	L, W, W, W, L, ...	12	2	2	6	2	8
4th Rot-Weiss Erf...	32	16	9	7	18	57	W, D, L, W, W, ...	10	5	1	6	4	6
5th Carl Zeiss Jena	32	16	7	9	24	55	W, W, L, W, L, ...	8	4	4	8	3	5
6th Greifswalder	32	14	9	9	15	51	W, D, W, L, W, ...	8	4	4	6	5	5
7th Chemnitzer FC	32	12	12	8	13	48	D, W, W, D, D, ...	6	5	5	6	7	3
8th Altglienicke	32	12	10	10	8	46	W, L, L, W, W, ...	8	4	4	4	6	6
9th BFC Dynamo	32	12	9	11	6	45	L, D, D, L, W, ...	8	4	4	4	5	7
10th Hertha BSC II	32	14	3	15	-3	45	D, W, W, L, D, ...	8	1	7	6	2	8
11th Meuselwitz	32	10	10	12	-16	40	W, L, L, D, D, ...	8	3	5	2	7	7
12th Hertha Zehlen...	32	9	8	15	-5	35	W, L, W, L, D, ...	7	5	4	2	3	11
13th Babelsberg 03	32	8	10	14	-11	34	L, L, L, L, W, ...	5	5	6	3	5	8
14th Chemie Leipzig	32	8	9	15	-22	33	D, L, W, D, D, ...	4	6	6	4	3	9
15th Eilenburg	32	7	9	16	-18	30	L, W, D, D, L, ...	4	6	6	3	3	10
16th Viktoria Berlin	32	8	6	18	-25	30	L, D, L, D, L, ...	7	5	4	1	1	14
17th Luckenwalde	32	6	10	16	-18	28	L, L, W, L, L, ...	3	6	7	3	4	9
18th Plauen	32	4	7	21	-33	19	L, D, L, D, L, ...	2	2	12	2	5	9

Regional Liga West, Germany				1 X 2			Double Chance			Handicap				Total			Both to Score	
No.	Date c	Home team	Away team	1	X	2	1X	12	X2		1	X	2		▼	▲	Yes	No
246E	Sat 14:00 3	FC Schalke 04 II	: Fortuna Dusseld...	1.60	3.90	4.00	1.16	1.18	2.00	0:1	2.65	3.90	2.05	3.5	1.50	2.20	1.48	2.30
23AF	Sat 14:00 3	Wuppertaler SV	: Sportfreunde Lo...	3.15	3.80	1.90	1.70	1.16	1.30	1:0	1.75	4.00	3.35	3.5	1.48	2.20	1.48	2.40
258E	Sat 14:00 3	SC Wiedenbrück...	: Fortuna Köln	2.30	3.60	2.45	1.42	1.18	1.46	0:1	4.60	4.30	1.50	2.5	2.00	1.55	1.55	2.20
25BH	Sat 14:00 3	1. FC Bocholt	: Eintracht Hohkep..	1.75	4.20	3.40	1.24	1.16	1.80	0:1	2.90	4.00	1.90	3.5	1.65	1.95	1.44	2.65
23CF	Sat 14:00 3	SV Rodinghausen	: SC Paderborn 07...	1.80	3.80	3.60	1.22	1.16	1.85	0:1	3.05	3.80	1.85	2.5	2.20	1.48	1.48	2.25
256D	Sat 14:00 3	Borussia Mönche...	: FC Gutersloh	3.15	3.70	1.90	1.65	1.20	1.25	1:0	1.70	4.00	3.40	2.5	2.10	1.60	1.55	2.25

Regular season

Team	Matches played	Wins	Draws	Losses	Goals difference	Points		Wins (home matches)	Home matches Draws (home matches)	Losses (home matches)	Wins (away matches)	Away matches Draws (away matches)	Losses (away matches)
1st MSV Duisburg	29	20	6	3	34	66	W, W, W, W, D, ...	10	3	2	10	3	1
2nd Gutersloh	27	16	4	7	20	52	W, W, W, W, W, ...	8	1	4	8	3	3
3rd Sportfreunde...	28	15	6	7	19	51	W, W, W, W, D, ...	7	3	4	8	3	3
4th Rodinghausen	28	13	8	7	12	47	W, W, L, D, L, ...	8	3	3	5	5	4
5th Rot-Weiss Ob...	28	14	4	10	10	46	L, L, L, W, W, ...	8	2	4	6	2	6
6th Bor. M'gladba...	29	13	7	9	4	46	L, L, L, L, W, ...	4	5	5	9	2	4
7th Fortuna Köln	28	12	9	7	8	45	L, D, W, L, L, ...	6	5	3	6	4	4
8th Köln II	28	11	6	11	7	39	L, L, L, W, L, ...	6	2	7	5	4	4
9th Paderborn 07...	28	10	6	12	4	36	W, L, D, L, W, ...	6	4	4	4	2	8
10th Bocholt	28	7	9	12	-5	30	W, L, L, D, D, ...	2	5	7	5	4	5
11th Fort. Dusseldo..	28	7	9	12	-6	30	L, W, W, D, D, ...	3	3	8	4	6	4
12th Wiedenbruck	29	9	3	17	-17	30	W, W, W, L, L, ...	3	1	10	6	2	7
13th Wuppertaler ...	28	8	6	14	-17	30	L, W, W, W, D, ...	5	3	6	3	3	8
14th 1. FC Duren	28	7	8	13	-28	29	L, L, L, L, L, ...	5	4	5	2	4	8
15th Schalke 04 II	28	6	6	16	-17	24	L, W, W, L, L, ...	4	3	7	2	3	9
16th Eintracht Hoh...	28	5	7	16	-28	22	L, L, L, L, D, ...	3	5	6	2	2	10
17th Turkspor Dort...	0	0	0	0	0	0		0	0	0	0	0	0
18th KFC Uerdinge...	0	0	0	0	0	-9		0	0	0	0	0	0

Regionalliga North, Germany				1 X 2			Double Chance			Handicap				Total			Both to Score	
No.	Date c	Home team	Away team	1	X	2	1X	12	X2		1	X	2		▼	▲	Yes	No
239F	Fri 18:30 3	VfB Oldenburg	: VfB Lubeck	2.35	3.70	2.50	1.40	1.22	1.50	0:1	4.60	4.60	1.45	2.5	2.25	1.50	1.46	2.55
258F	Fri 19:00 3	SV Werder Brem...	: SSV Jeddelloh	1.70	4.20	3.70	1.16	1.16	1.95	0:1	2.65	4.00	2.00	3.5	1.85	1.75	1.34	2.80
1AD	Fri 19:30 3	Hamburg II	: Weiche Flensburg	2.15	3.80	2.55	1.38	1.16	1.55	0:1	4.00	4.40	1.60	3.5	1.55	2.05	1.42	2.65
257G	Sat 16:00 3	Blau-Weiss Lohne	: TSV Havelse	2.95	3.60	2.05	1.65	1.18	1.32	1:0	1.65	4.30	3.70	3.5	1.55	2.10	1.40	2.60
25CD	Sat 16:00 3	SV Todesfelde	: Bremer SV	2.65	4.00	2.15	1.55	1.18	1.34	1:0	1.60	4.30	3.90	3.5	1.60	1.95	1.40	2.65
24EF	Sat 17:00 3	Kickers Emden	: FC Eintracht Nord..	1.55	4.20	4.30	1.12	1.16	2.15	0:1	2.55	3.80	2.20	3.5	1.55	2.20	1.55	2.30
24EG	Sun 14:00 3	Holstein Kiel II	: Meppen	4.20	4.20	1.60	2.10	1.12	1.15	1:0	2.20	3.70	2.55	3.5	1.60	2.05	1.50	2.35
25EH	Sun 14:00 3	Phönix Lübeck	: Teutonia Ottens...	1.50	4.20	5.00	1.10	1.15	2.25	0:1	2.30	3.80	2.40	3.5	1.55	2.10	1.50	2.25
249D	Sun 14:00 3	St. Pauli II	: SV Drochtersen/...	2.50	3.40	2.40	1.42	1.24	1.45	1:0	1.48	4.30	4.70	2.5	1.95	1.65	1.55	2.20

Regular season

Team	Matches played	Wins	Draws	Losses	Goals difference	Points		Wins (home matches)	Home matches Draws (home matches)	Losses (home matches)	Wins (away matches)	Away matches Draws (away matches)	Losses (away matches)
1st TSV Havelse	32	21	5	6	28	68	L, D, W, L, W, ...	13	1	2	8	4	4
2nd Kickers Emden	32	17	3	12	17	54	W, L, W, W, L, ...	7	2	7	10	1	5
3rd Drochtersen/...	32	15	9	8	10	54	D, D, D, D, L, ...	10	5	1	5	4	7
4th Werder Brem...	32	15	7	10	21	52	D, D, W, D, W, ...	8	3	5	7	4	5
5th Meppen	32	14	9	9	29	51	W, W, W, W, W, ...	9	6	2	5	3	7
6th VfB Lubeck	32	13	12	7	9	51	W, W, D, D, W, ...	6	5	5	7	7	2
7th Phonix Lubeck	32	13	11	8	17	50	L, D, W, D, W, ...	8	6	2	5	5	6
8th Lohne	32	12	10	10	0	46	L, L, W, W, D, ...	5	4	7	7	6	3
9th Hamburger SV..	32	13	7	12	-6	46	L, L, W, W, L, ...	9	3	4	4	4	8
10th St. Pauli II	32	13	6	13	-3	45	W, W, L, L, L, ...	7	5	4	6	1	9
11th VfB Oldenburg	32	11	10	11	1	43	W, W, L, D, W, ...	5	5	6	6	5	5
12th Eintr. Norders...	32	12	6	14	-14	42	W, L, W, L, W, ...	7	1	8	5	5	6
13th Weiche Flens...	32	11	8	13	-7	41	L, W, W, D, D, ...	7	4	5	4	4	8
14th Jeddelloh	32	9	10	13	-12	37	L, W, D, L, L, ...	4	5	6	5	5	7
15th Teutonia Ott...	32	9	6	17	-31	33	L, W, D, L, L, ...	5	3	8	4	3	9
16th Bremer SV	32	9	4	19	-12	31	D, L, L, L, L, ...	5	2	9	4	2	10
17th Todesfelde	32	7	6	19	-27	27	D, L, L, W, L, ...	3	3	10	4	3	9
18th Holstein Kiel II	32	6	7	19	-20	25	W, L, L, L, L, ...	2	5	9	4	2	10

Regionalliga Sudwest, Germany				1 X 2			Double Chance			Handicap				Total			Both to Score	
No.	Date c	Home team	Away team	1	X	2	1X	12	X2		1	X	2		▼	▲	Yes	No
25DF	Sat 14:00 3	FC Astoria Walld...	: FSV Frankfurt	2.05	3.80	2.80	1.34	1.18	1.60	0:1	3.80	4.20	1.65	2.5	2.25	1.45	1.46	2.45
3BC	Sat 14:00 3	Göppinger SV	: Kickers Offenbach	3.25	3.90	1.85	1.75	1.16	1.26	1:0	1.80	3.80	3.15	3.5	1.50	2.20	1.44	2.35
178F	Sat 14:00 3	FC 08 Villingen	: TSG 1899 Hoffen...	14.0	9.75	1.06	5.50			2:0	2.90	4.30	1.80	3.5	2.20	1.50	1.70	1.85
24EH	Sat 14:00 3	Eintracht Frankf...	: SG Barockstadt F..	1.80	3.90	3.40	1.20	1.16	1.80	0:1	3.05	3.90	1.85	3.5	1.48	2.20	1.48	2.40
25EF	Sat 14:00 3	FC 08 Homburg	: Bahlinger SC	1.70	4.30	3.60	1.22	1.16	1.90	0:1	2.95	3.80	1.95	3.5	1.60	2.00	1.44	2.45
23BG	Sat 14:00 3	TSV Steinbach	: SC Freiburg II	2.15	3.70	2.70	1.35	1.20	1.55	0:1	3.90	4.30	1.65	2.5	2.20	1.50	1.50	2.30
257F	Sat 14:00 3	KSV Hessen Kass...	: Eintracht Trier	1.80	3.70	3.60	1.22	1.20	1.80	0:1	2.95	3.90	1.90	2.5	2.15	1.55	1.55	2.25
26AC	Sat 14:00 3	FC Giessen	: SGV Freiberg	2.70	4.00	2.05	1.55	1.16	1.40	1:0	1.65	3.90	3.90	2.5	2.15	1.60	1.50	2.25
1569	Sat 14:00 3	FSV Mainz 05 II	: Stuttgarter Kick...	2.00	3.80	3.15	1.28	1.18	1.65	0:1	3.50	4.00	1.65	2.5	2.20	1.50	1.50	2.30

Regular season

Team	Matches played	Wins	Draws	Losses	Goals difference	Points		Wins (home matches)	Home matches Draws (home matches)	Losses (home matches)	Wins (away matches)	Away matches Draws (away matches)	Losses (away matches)
1st 1899 Hoffenh...	32	22	6	4	52	72	W, W, W, W, W, ...	11	3	2	11	3	2
2nd Kickers Offen...	32	17	9	6	29	60	W, D, W, L, W, ...	12	3	1	5	6	5
3rd Freiberg	32	18	6	8	18	60	W, W, W, L, L, ...	9	5	2	9	1	6
4th Steinbach	32	15	8	9	1	53	L, W, L, W, D, ...	7	4	5	8	4	4
5th Stuttgarter K...	32	15	7	10	17	52	L, W, L, L, W, ...	10	2	4	5	5	6
6th Freiburg II	32	15	7	10	11	52	W, W, W, W, L, ...	9	4	3	6	3	7
7th FSV Frankfurt	32	15	7	10	9	52	L, W, L, D, L, ...	8	3	5	7	4	5
8th 08 Homburg	32	12	10	10	12	46	L, L, W, W, D, ...	8	5	3	4	5	7
9th Hessen Kassel	32	13	4	15	-6	43	W, W, L, W, W, ...	7	1	8	6	3	7
10th Lehnerz	32	10	12	10	-5	42	L, W, W, D, W, ...	6	4	6	4	8	4
11th Astoria Waldo..	32	11	7	14	-2	40	L, L, W, L, W, ...	6	4	6	5	3	8
12th Eintracht Trier	32	11	7	14	-14	40	D, L, L, D, D, ...	6	4	6	5	3	8
13th Bahlinger	32	11	4	17	-30	37	L, L, W, W, D, ...	6	3	7	5	1	10
14th Mainz 05 II	32	10	5	17	-10	35	D, L, L, L, W, ...	8	2	6	2	3	11
15th Giessen	32	9	8	15	-17	35	W, D, W, D, L, ...	4	5	7	5	3	8
16th Goppinger SV	32	9	7	16	-16	34	W, L, L, D, L, ...	5	3	8	4	4	8
17th Eintr. Frankfu...	32	8	8	16	-4	32	W, L, L, D, L, ...	4	6	6	4	2	10
18th Villingen	32	3	6	23	-45	15	L, L, L, L, W, ...	2	3	11	1	3	12

Greece

Super League, Greece				1 X 2			Double Chance			Handicap				Total			Both to Score	
No.	Date c	Home team	Away team	1	X	2	1X	12	X2		1	X	2		▼	▲	Yes	No
24C	Sat 16:00	Lamia	Panserraikos	5.80	3.80	1.50	2.25	1.20	1.07	1:0	2.40	3.30	2.55	2.5	1.70	1.95	2.00	1.65
34D	Sat 16:00	Levadiakos	Kallithea	2.15	3.25	3.10	1.32	1.26	1.60	0:1	4.50	3.80	1.60	2.5	1.60	2.10	1.85	1.80
368	Sat 17:30	Aris Thessalonikis	Asteras Tripolis	1.65	3.70	5.00	1.12	1.22	2.05	0:1	2.90	3.45	2.10	2.5	1.65	2.00	1.95	1.70
1457	Sat 18:15	Atromitos FC Ath..	OFI Crete	1.85	3.30	4.00	1.20	1.25	1.75	0:1	3.45	3.50	1.85	2.5	1.70	2.00	1.85	1.85
167F	Sat 19:00	Panaitolikos	Volos NFC	4.40	3.20	1.80	1.80	1.32	1.16	1:0	1.80	3.45	3.50	2.5	1.55	2.30	2.05	1.60
17BD	Sun 19:00	Panathinaikos	Olympiakos Pira...	2.35	3.10	2.95	1.32	1.30	1.48	0:1	4.90	3.90	1.55	2.5	1.60	2.15	1.90	1.80
17BE	Sun 19:00	PAOK	AEK Athens	2.20	3.25	3.05	1.32	1.28	1.55	0:1	4.30	3.80	1.60	2.5	1.70	1.95	1.75	1.90
167A	Wed 19:00	Levadiakos	Panaitolikos	1.55	3.80	5.20	1.12	1.20	2.15	0:1	2.75	3.35	2.20	2.5	1.80	1.85	1.85	1.80

Relegation Group

Team	Matches played	Wins	Draws	Losses	Goals difference	Points		Wins (home matches)	Home matches Draws (home matches)	Losses (home matches)	Wins (away matches)	Away matches Draws (away matches)	Losses (away matches)
1st Levadiakos	32	10	11	11	3	41	W, D, W, L, W, ...	1	1	0	3	0	1
2nd Panetolikos FC	32	10	9	13	-3	39	D, L, D, W, D, ...	1	0	2	0	3	0
3rd Panserraikos F...	32	10	6	16	-18	36	W, L, D, W, L, ...	2	2	0	0	0	2
4th Volos FC	32	9	6	17	-19	33	L, W, W, W, D, ...	2	1	0	1	1	1
5th Athens Kallith...	32	6	11	15	-18	29	D, W, L, L, W, ...	0	2	1	2	0	1
6th PAS Lamia FC	32	3	8	21	-36	17	L, D, L, L, L, ...	0	0	3	0	2	1

Guatemala

Liga Nacional, Guatemala				1 X 2			Double Chance			Handicap				Total			Both to Score	
No.	Date c	Home team	Away team	1	X	2	1X	12	X2		1	X	2		▼	▲	Yes	No
16D	Sun 03:00 3	Antigua GFC	Coban Imperial	1.60	3.50	4.80	1.10	1.22	2.05	0:1	2.90	3.45	2.15	2.5	1.70	1.90	1.85	1.70

Hong Kong

Premier League, Hong Kong				1 X 2			Double Chance			Handicap				Total			Both to Score	
No.	Date c	Home team	Away team	1	X	2	1X	12	X2		1	X	2		▼	▲	Yes	No
19BF	Sat 09:00 3	Southern District	Hong Kong FC	1.28	5.20	7.75	1.03	1.12	3.10	0:1	1.85	3.80	3.10	3.5	1.70	1.90	1.55	2.20
1258	Sat 12:00 3	Hong Kong Rang...	Wofoo Tai Po	5.80	4.40	1.45	2.55	1.14	1.08	1:0	2.60	3.60	2.20	3.5	1.55	2.15	1.55	2.15
25B	Sun 09:00 3	Kowloon City	Lee Man Warrior...	11.0	6.20	1.20	3.80	1.04	1.04	2:0	2.15	3.90	2.35	3.5	1.80	1.80	1.75	1.90
146E	Sun 09:00 3	North District	Eastern AA	7.50	5.20	1.32	3.10	1.10	1.05	1:0	3.05	3.80	1.85	3.5	1.75	1.85	1.50	2.20

Regular season

Team	Matches played	Wins	Draws	Losses	Goals difference	Points		Wins (home matches)	Home matches Draws (home matches)	Losses (home matches)	Wins (away matches)	Away matches Draws (away matches)	Losses (away matches)
1st Lee Man War...	21	15	2	4	20	47	W, W, W, W, L, ...	9	1	2	6	1	2
2nd Wofoo Tai Po	21	14	4	3	27	46	D, D, W, W, L, ...	7	2	2	7	2	1
3rd Eastern AA	21	13	5	3	24	44	W, L, D, D, W, ...	7	3	1	6	2	2
4th Kitchee	22	12	5	5	31	41	W, W, L, L, W, ...	6	2	3	6	3	2
5th Southern Dist...	22	5	7	10	-5	22	D, W, D, L, L, ...	3	3	5	2	4	5
6th Kowloon City	21	6	3	12	-28	21	L, L, L, L, L, ...	2	1	6	4	2	6
7th Lee Man Rang..	21	5	5	11	-13	20	L, W, D, W, L, ...	2	2	5	3	3	6
8th Golik North D...	21	5	3	13	-22	18	L, W, W, W, W, ...	3	3	4	2	0	9
9th HKFC	22	3	2	17	-34	11	L, L, L, L, D, ...	3	1	8	0	1	9

Hungary

Liga NB II, Hungary				1 X 2			Double Chance			Handicap				Total			Both to Score	
No.	Date c	Home team	Away team	1	X	2	1X	12	X2		1	X	2		▼	▲	Yes	No
23AB	Sun 17:00 3	Budapesti VSC	: Kozármisleny SE	2.20	3.10	3.20	1.25	1.26	1.55	0:1	4.40	3.80	1.65	2.5	1.65	2.00	1.80	1.85
2478	Sun 17:00 3	Budafoki LC	: Szentlorinc SE	2.25	3.15	2.85	1.34	1.25	1.50	0:1	4.50	4.20	1.50	2.5	1.85	1.75	1.60	2.10
2479	Sun 17:00 3	Ajka FC	: Csákvári TK	2.15	3.30	3.20	1.30	1.26	1.50	0:1	4.20	3.80	1.65	2.5	1.70	1.90	1.70	1.90
247A	Sun 17:00 3	Kisvarda FC	: Szeged 2011	1.60	4.10	4.60	1.12	1.16	2.15	0:1	2.55	3.60	2.20	2.5	2.25	1.50	1.55	2.25
2489	Sun 19:00 3	Vasas SC	: Bekescsaba 191...	1.35	4.60	7.30	1.02	1.14	2.75	0:1	2.00	3.45	2.95	2.5	2.15	1.60	1.80	1.85
38D	Sun 19:00 3	Soroksar	: Mezokovesd-Zso..	2.60	3.20	2.55	1.44	1.28	1.36	1:0	1.44	4.30	5.30	2.5	1.70	1.90	1.70	1.95
39G	Sun 19:00 3	Gyirmót SE	: Tatabánya	1.65	3.70	4.50	1.10	1.22	2.00	0:1	2.85	3.50	2.00	2.5	1.80	1.80	1.70	1.90

Regular season

Team	Matches played	Wins	Draws	Losses	Goals difference	Points		Wins (home matches)	Home matches Draws (home matches)	Losses (home matches)	Wins (away matches)	Away matches Draws (away matches)	Losses (away matches)
1st Kisvarda Mast...	27	17	5	5	16	56	D, W, D, W, W, ...	10	2	1	7	3	4
2nd Kazincbarcika ...	27	13	9	5	20	48	W, L, D, W, L, ...	9	3	2	4	6	3
3rd Vasas FC	27	14	3	10	9	45	L, W, L, W, L, ...	10	1	2	4	2	8
4th Szentlorinc	27	11	10	6	10	43	W, L, D, W, D, ...	6	6	2	5	4	4
5th HR-Rent Koza...	27	12	6	9	2	42	L, L, L, W, W, ...	8	3	3	4	3	6
6th Szeged-Csana...	27	9	11	7	4	38	D, W, L, L, L, ...	7	4	3	2	7	4
7th Mezokovesd Z...	27	10	7	10	5	37	D, W, W, L, W, ...	5	5	4	5	2	6
8th Budapest Hon...	27	10	6	11	0	36	D, W, D, W, W, ...	8	1	4	2	5	7
9th BVSC-Zuglo	27	8	11	8	-1	35	W, D, W, L, L, ...	3	6	4	5	5	4
10th Aquital FC Csa...	27	9	6	12	-6	33	W, D, L, L, L, ...	6	3	5	3	3	7
11th Budafoki MTE	27	8	8	11	-9	32	D, D, W, W, L, ...	3	4	6	5	4	5
12th Soroksar SC	27	8	7	12	-5	31	L, D, W, D, W, ...	7	3	3	1	4	9
13th FC Ajka	27	7	10	10	-7	31	D, D, D, L, D, ...	3	7	4	4	3	6
14th Bekescsaba 1...	27	7	8	12	-7	29	D, L, W, L, D, ...	5	5	4	2	3	8
15th Gyimot FC Gy...	27	6	10	11	-6	28	D, L, D, L, L, ...	4	5	3	2	5	8
16th Tatabanya SC	27	6	5	16	-25	23	L, D, L, D, D, ...	4	3	7	2	2	9

OTP Bank Liga, Hungary				1 X 2			Double Chance			Handicap				Total			Both to Score	
No.	Date c	Home team	Away team	1	X	2	1X	12	X2		1	X	2		▼	▲	Yes	No
1GH	Fri 20:00	Gyor ETO FC	: Fehervar FC	1.75	3.70	3.90	1.18	1.22	1.90	0:1	2.95	3.80	1.95	2.5	2.00	1.65	1.60	2.10
349	Sat 14:30	Puskas Academy	: Debreceni VSC	1.70	3.80	4.00	1.16	1.20	1.90	0:1	3.10	3.60	1.95	2.5	2.05	1.65	1.65	2.05
13BF	Sat 17:45	MTK Budapest	: Kecskemeti TE	1.90	3.60	3.70	1.22	1.24	1.80	0:1	3.30	3.60	1.85	2.5	1.90	1.75	1.65	2.05
15E	Sat 19:30	Paksi SE	: Ferencvaros	4.10	3.80	1.70	2.00	1.18	1.20	1:0	2.05	3.70	2.85	3.5	1.55	2.25	1.45	2.40
129	Sun 13:00	Zalaegerszegi TE	: Ujpest FC	2.10	3.20	3.35	1.22	1.30	1.60	0:1	4.00	3.90	1.65	2.5	1.85	1.85	1.70	1.95
137G	Sun 15:30	Nyiregyhaza	: Diosgyori VTK	2.10	3.35	3.10	1.30	1.28	1.60	0:1	4.00	3.80	1.60	2.5	2.00	1.70	1.60	2.10

Regular season

Team	Matches played	Wins	Draws	Losses	Goals difference	Points		Wins (home matches)	Home matches Draws (home matches)	Losses (home matches)	Wins (away matches)	Away matches Draws (away matches)	Losses (away matches)
1st Ferencvaros	30	17	9	4	28	60	D, W, W, W, W, ...	9	5	1	8	4	3
2nd Puskas Akade...	30	17	6	7	16	57	D, W, D, L, D, ...	10	3	1	7	3	6
3rd Paksi FC	30	16	7	7	19	55	W, L, D, W, W, ...	10	3	1	6	4	6
4th ETO FC Gyor	30	13	10	7	12	49	W, W, W, W, D, ...	7	3	5	6	7	2
5th MTK Budapest	30	12	7	11	8	43	D, L, D, L, D, ...	7	2	5	5	5	6
6th DVTK	30	10	11	9	-7	41	D, D, L, W, L, ...	6	5	5	4	6	4
7th Ujpest FC	30	8	12	10	-8	36	L, D, D, W, L, ...	4	8	4	4	4	6
8th MOL Fehervar	30	8	7	15	-11	31	L, L, D, L, L, ...	6	3	6	2	4	9
9th Nyiregyhaza	30	8	7	15	-22	31	D, W, L, W, L, ...	6	4	5	2	3	10
10th ZTE FC	30	7	10	13	-7	31	D, D, L, L, W, ...	5	5	5	2	5	8
11th DVSC	30	8	6	16	-8	30	D, L, W, L, W, ...	5	3	7	3	3	9
12th Kecskemeti TE	30	4	12	14	-20	24	D, D, D, L, D, ...	3	8	5	1	4	9

Iceland

1. Deild, Iceland				1 X 2			Double Chance			Handicap				Total			Both to Score	
No.	Date c	Home team	Away team	1	X	2	1X	12	X2		1	X	2		▼	▲	Yes	No
238D	Fri 20:00 3	Leiknir Reykjavik	: Thor Akureyri	2.40	3.60	2.40	1.45	1.15	1.42	0:1	4.60	4.40	1.45	3.5	1.50	2.20	1.42	2.60
37D	Fri 21:15 3	HK Kópavogur	: IR Reykjavik	2.15	3.60	2.70	1.35	1.20	1.50	0:1	3.90	4.30	1.60	2.5	2.25	1.50	1.48	2.30
238A	Fri 21:15 3	Keflavik IF	: Throttur Reykja...	1.55	4.30	4.40	1.12	1.15	2.15	0:1	2.40	3.80	2.20	3.5	1.65	1.95	1.45	2.55
23G	Fri 21:30 3	Fylkir	: Selfoss	1.26	5.10	8.25		1.06	3.15	0:2	2.95	4.00	1.90	3.5	1.75	1.85	1.55	2.10
1BH	Sat 18:00 3	Grindavik	: Fjolnir	2.00	3.70	2.90	1.30	1.18	1.60	0:1	3.70	4.10	1.65	3.5	1.55	2.15	1.38	2.60
1CE	Sat 18:00 3	Njardvik	: Volsungur	1.42	4.50	5.60	1.08	1.10	2.45	0:1	2.15		2.60	3.5	1.70	1.90	1.45	2.40

Regular season

Team	Matches played	Wins	Draws	Losses	Goals difference	Points		Home matches			Away matches		
								Wins (home matches)	Draws (home matches)	Losses (home matches)	Wins (away matches)	Draws (away matches)	Losses (away matches)
1st Keflavik	1	1	0	0	2	3	W	0	0	0	1	0	0
2nd Selfoss	1	1	0	0	1	3	W	1	0	0	0	0	0
3rd Fylkir	1	0	1	0	0	1	D	0	0	0	0	1	0
4th HK Kopavogur	1	0	1	0	0	1	D	0	0	0	0	1	0
5th Leiknir Reykja...	1	0	1	0	0	1	D	0	0	0	0	1	0
6th Njardvik	1	0	1	0	0	1	D	0	1	0	0	0	0
7th Thor Akureyri	1	0	1	0	0	1	D	0	1	0	0	0	0
8th Throttur Reyk..	1	0	1	0	0	1	D	0	1	0	0	0	0
9th IR Reykjavik	0	0	0	0	0	0		0	0	0	0	0	0
10th Volsungur	0	0	0	0	0	0		0	0	0	0	0	0
11th Grindavik	1	0	0	1	-1	0	L	0	0	0	0	0	1
12th Fjolnir	1	0	0	1	-2	0	L	0	0	1	0	0	0

2. Delid, Iceland				1 X 2			Double Chance			Handicap				Total			Both to Score	
No.	Date c	Home team	Away team	1	X	2	1X	12	X2		1	X	2		▼	▲	Yes	No
9DG	Fri 21:15 3	Haukar	Vidir Gardur	1.85	4.10	3.15	1.28	1.12	1.75	0:1	3.10	4.00	1.80	3.5	1.65	1.95	1.30	2.70

Regular season

Team	Matches played	Wins	Draws	Losses	Goals difference	Points		Home matches			Away matches		
								Wins (home matches)	Draws (home matches)	Losses (home matches)	Wins (away matches)	Draws (away matches)	Losses (away matches)
1st KFA	1	1	0	0	7	3	W	1	0	0	0	0	0
2nd Throttur Vog...	1	1	0	0	1	3	W	0	0	0	1	0	0
3rd Dalvik/Reynir	1	0	1	0	0	1	D	0	1	0	0	0	0
4th Grotta	1	0	1	0	0	1	D	0	1	0	0	0	0
5th Haukar	1	0	1	0	0	1	D	0	0	0	0	1	0
6th Hottur/Huginn	1	0	1	0	0	1	D	0	0	0	0	1	0
7th Vidir	1	0	1	0	0	1	D	0	1	0	0	0	0
8th Vikingur Olafs...	1	0	1	0	0	1	D	0	0	0	0	1	0
9th Aegir	1	0	1	0	0	1	D	0	0	0	0	1	0
10th KFG	1	0	1	0	0	1	D	0	1	0	0	0	0
11th Kari	1	0	0	1	-1	0	L	0	0	1	0	0	0
12th Kormakur/Hvot	1	0	0	1	-7	0	L	0	0	0	0	0	1

Besta Deild W, Iceland				1 X 2			Double Chance			Handicap				Total			Both to Score	
No.	Date c	Home team	Away team	1	X	2	1X	12	X2		1	X	2		▼	▲	Yes	No
23CD	Fri 20:00 3	Vikingur Reykjav..	Fram W	1.60	3.80	4.30	1.10	1.15	2.00	0:1	2.50	3.70	2.15	3.5	1.80	1.80	1.36	2.75
1CEG	Fri 20:00 3	FH Hafnarfjordur...	UMF Stjarnan W	2.15	3.50	2.75	1.35	1.20	1.50	0:1	4.30	4.00	1.60	2.5	2.05	1.60	1.50	2.20

Regular season

Team	Matches played	Wins	Draws	Losses	Goals difference	Points		Home matches			Away matches		
								Wins (home matches)	Draws (home matches)	Losses (home matches)	Wins (away matches)	Draws (away matches)	Losses (away matches)
1st Breidablik (W)	5	4	1	0	19	13	W, W, W, D, W	3	0	0	1	1	0
2nd Throttur (W)	5	4	1	0	6	13	W, W, W, D, W	2	1	0	2	0	0
3rd FH Hafnarfjord..	4	3	1	0	7	10	W, W, W, D	1	0	0	2	1	0
4th Thor/KA (W)	5	3	0	2	1	9	W, L, L, W, W	1	0	1	2	0	1
5th Valur Reykjav...	5	2	1	2	2	7	L, L, W, W, D	1	1	1	1	0	1
6th Stjarnan (W)	4	2	0	2	-7	6	W, W, L, L	1	0	1	1	0	1
7th Vikingur R. (W..	4	1	0	3	-4	3	L, L, W, L	0	0	2	1	0	1
8th Tindastoll (W)	5	1	0	4	-6	3	L, L, L, L, W	1	0	2	0	0	2
9th Fram Reykjav...	4	1	0	3	-8	3	W, L, L, L	1	0	1	0	0	2
10th FHL (W)	5	0	0	5	-10	0	L, L, L, L, L	0	0	2	0	0	3

Urvalsdeild, Iceland				1 X 2			Double Chance			Handicap				Total			Both to Score	
No.	Date c	Home team	Away team	1	X	2	1X	12	X2		1	X	2		▼	▲	Yes	No
256A	Sat 16:00 3	IF VESTRI	Afturelding Mosf...	2.50	3.50	2.45	1.45	1.20	1.45	0:1	4.60	4.40	1.45	2.5	2.10	1.55	1.50	2.35
15AF	Sat 19:00 3	KR Reykjavik	IBV Vestmanna...	1.65	4.30	3.80	1.20	1.18	1.95	0:1	2.55	4.10	2.00	3.5	1.95	1.65	1.28	3.10
26DE	Sat 21:15 3	Valur Reykjavik	IA Akranes	1.48	4.60	4.70	1.10	1.12	2.35	0:1	2.25	3.90	2.40	3.5	1.85	1.70	1.38	2.65
5AD	Sat 21:15 3	Stjarnan	Fram Reykjavik	2.00	3.80	2.90	1.30	1.18	1.65	0:1	3.50	4.10	1.70	3.5	1.60	2.00	1.38	2.70
137E	Sun 19:30 3	KA Knattspyrnuf...	Breidablik	4.10	3.90	1.65	2.00	1.18	1.16	1:0	2.00	3.80	2.60	3.5	1.60	2.05	1.46	2.45
69H	Sun 21:15 3	Vikingur Reykjav..	Hafnarfjordur	1.50	4.30	4.80	1.10	1.12	2.35	0:1	2.30	3.70	2.40	3.5	1.65	1.95	1.42	2.55

Regular season

Team	Matches played	Wins	Draws	Losses	Goals difference	Points		Home matches			Away matches		
								Wins (home matches)	Draws (home matches)	Losses (home matches)	Wins (away matches)	Draws (away matches)	Losses (away matches)
1st Vikingur Reyk...	5	3	1	1	6	10	W, D, L, W, W	3	0	0	0	1	1
2nd Vestri	5	3	1	1	4	10	W, L, W, W, D	1	0	1	2	1	0
3rd Breidablik	5	3	1	1	2	10	D, W, W, L, W	2	1	0	1	0	1
4th KR Reykjavik	5	1	4	0	5	7	D, W, D, D, D	1	1	0	0	3	0
5th IBV	5	2	1	2	-1	7	L, W, W, D, L	1	0	1	1	1	1
6th Afturelding	5	2	1	2	-1	7	W, L, W, D, L	2	1	0	0	0	2
7th Fram Reykjavik	5	2	0	3	1	6	L, W, L, W, L	2	0	1	0	0	2
8th Valur Reykjavik	5	1	3	1	-1	6	L, D, W, D, D	1	2	0	0	1	1
9th Stjarnan	5	2	0	3	-3	6	L, L, L, W, W	2	0	1	0	0	2
10th IA Akranes	5	2	0	3	-4	6	W, L, L, L, W	1	0	1	1	0	2
11th FH Hafnarfjord..	5	1	1	3	0	4	W, L, D, L, L	1	1	0	0	0	3
12th KA Akureyri	5	1	1	3	-8	4	L, W, L, L, D	1	1	0	0	0	3

Indonesia

Liga 1, Indonesia				1 X 2			Double Chance			Handicap				Total			Both to Score	
No.	Date c	Home team	Away team	1	X	2	1X	12	X2		1	X	2		▼	▲	Yes	No
9FH	Fri 10:30 3	Dewa United FC	: Persita Tangerang..	1.45	4.20	6.30	1.02	1.12	2.55	0:1	2.20	3.45	2.70	2.5	1.95	1.65	1.85	1.80
9EH	Fri 10:30 3	PSIS Semarang	: PSS Sleman	3.00	3.40	2.10	1.55	1.22	1.30	1:0	1.60	3.90	4.00	2.5	1.90	1.70	1.60	2.10
149C	Fri 14:00 3	Persib Bandung	: Persatuan Sepak..	1.60	4.30	4.10	1.15	1.12	2.15	0:1	2.55	3.80	2.10	3.5	1.50	2.25	1.55	2.15
1AFH	Sat 10:30 3	PSM Makassar	: Malut United Fc	3.15	3.20	2.15	1.55	1.26	1.26	1:0	1.55	3.90	4.30	2.5	1.65	1.95	1.75	1.90
1ACH	Sat 10:30 3	Madura United F...	: Pusamania Born...	3.10	3.25	2.10	1.55	1.24	1.30	1:0	1.65	3.80	4.10	2.5	1.90	1.70	1.60	2.15
16DF	Sat 14:00 3	Persatuan Sepak..	: Bali United Pusam.	1.95	3.60	3.40	1.22	1.20	1.75	0:1	3.45	3.70	1.80	2.5	2.00	1.65	1.60	2.10
18FG	Sun 08:30 3	PSBS Biak Numfor	: Persis Solo	2.35	3.30	2.70	1.38	1.25	1.48	0:1	4.50	4.10	1.50	2.5	1.85	1.75	1.60	2.15
27EH	Sun 10:30 3	Arema Indonesia	: Persik Kediri	1.95	3.40	3.30	1.25	1.24	1.65	0:1	3.70	3.80	1.75	2.5	1.90	1.70	1.60	2.05
14FH	Sun 14:00 3	Persebaya Surab..	: Semen Padang FC	1.50	3.90	5.70	1.06	1.16	2.35	0:1	2.45	3.45	2.50	2.5	1.80	1.80	1.85	1.80

Regular season

Team	Matches played	Wins	Draws	Losses	Goals difference	Points		Home matches			Away matches		
								Wins (home matches)	Draws (home matches)	Losses (home matches)	Wins (away matches)	Draws (away matches)	Losses (away matches)
1st Persib Bandun...	31	18	10	3	26	64	L, W, W, D, W, ...	11	3	1	7	7	2
2nd Dewa United	31	15	9	7	25	54	D, L, W, D, L, ...	9	3	3	6	6	4
3rd Persebaya Su...	31	15	9	7	5	54	D, D, W, D, D, ...	10	4	1	5	5	6
4th Malut United	31	14	11	6	12	53	W, W, D, W, W, ...	8	5	3	6	6	3
5th Borneo Sama...	31	14	7	10	10	49	W, W, D, D, W, ...	9	4	3	5	3	7
6th Bali United	31	13	8	10	12	47	W, W, L, D, L, ...	7	7	2	6	1	8
7th Persija	31	13	8	10	7	47	L, L, W, D, L, ...	7	6	2	6	2	8
8th PSBS Biak Nu...	31	13	8	10	3	47	W, W, D, W, W, ...	8	2	5	5	6	5
9th Arema FC	31	13	7	11	7	46	W, D, L, L, W, ...	6	5	4	7	2	7
10th PSM Makassar	31	10	14	7	8	44	L, L, D, W, D, ...	7	5	3	3	9	4
11th Persita Tange...	31	12	6	13	-7	42	L, L, W, W, L, ...	7	3	6	5	3	7
12th Persik Kediri	31	9	10	12	-4	37	D, L, L, D, D, ...	4	6	6	5	4	6
13th Madura United	31	9	6	16	-20	33	L, W, W, L, W, ...	6	3	6	3	3	10
14th Persis Solo	31	8	8	15	-13	32	L, W, W, L, W, ...	4	5	7	4	3	8
15th Semen Padang	31	8	7	16	-24	31	W, W, W, L, L, ...	4	5	7	4	2	9
16th Barito Putera	31	7	9	15	-13	30	D, L, L, L, L, ...	4	5	7	3	4	8
17th PSS Sleman	31	8	4	19	-12	25	W, L, L, L, L, ...	5	1	10	3	3	9
18th PSIS Semaran...	31	6	7	18	-22	25	L, L, L, D, L, ...	3	2	10	3	5	8

Ireland

LOI 1st Division, Ireland				1 X 2			Double Chance			Handicap				Total			Both to Score	
No.	Date c	Home team	Away team	1	X	2	1X	12	X2		1	X	2		▼	▲	Yes	No
17CD	Fri 20:45 3	Dundalk	: Bray Wanderers	1.32	4.50	8.25		1.12	2.95	0:1	1.95	3.45	3.10	2.5	1.90	1.70	2.15	1.55
17CE	Fri 20:45 3	Finn Harps	: Athlone Town	2.25	3.15	2.95	1.30	1.28	1.50	0:1	4.40	4.00	1.55	2.5	1.60	2.05	1.80	1.80
17CF	Fri 20:45 3	Kerry FC	: Treaty United	2.70	3.35	2.40	1.46	1.26	1.36	1:0	1.48	4.10	4.80	2.5	1.75	1.85	1.70	1.95
17CH	Fri 20:45 3	Wexford	: Cobh Ramblers	2.80	3.25	2.30	1.46	1.26	1.36	1:0	1.55	4.00	4.30	2.5	1.85	1.75	1.60	2.05
18D	Fri 20:45 3	University Colleg...	: Longford Town	1.46	4.00	6.10	1.06	1.16	2.40	0:1	2.35	3.40	2.50	2.5	1.80	1.80	1.90	1.70

Regular season

Team	Matches played	Wins	Draws	Losses	Goals difference	Points		Wins (home matches)	Home matches Draws (home matches)	Losses (home matches)	Wins (away matches)	Away matches Draws (away matches)	Losses (away matches)
1st Dundalk FC	13	9	4	0	14	31	D, W, D, D, W, ...	4	2	0	5	2	0
2nd Bray Wandere...	13	9	0	4	4	27	L, W, W, W, W, ...	5	0	1	4	0	3
3rd Cobh Ramblers	13	8	2	3	11	26	W, W, W, W, L, ...	5	1	1	3	1	2
4th Treaty United	13	5	3	5	6	18	W, W, L, D, L, ...	3	1	2	2	2	3
5th Wexford You...	13	5	2	6	-1	17	L, L, W, D, D, ...	3	1	3	2	1	3
6th Finn Harps	13	3	4	6	-2	13	L, L, D, W, D, ...	2	1	3	1	3	3
7th Kerry FC	13	4	1	8	-6	13	W, L, L, L, W, ...	2	0	4	2	1	4
8th UC Dublin	13	4	3	6	-1	12	L, W, L, L, W, ...	1	3	3	3	0	3
9th Longford Tow...	13	3	3	7	-13	12	W, L, D, L, L, ...	3	1	3	0	2	4
10th Athlone Town	13	2	4	7	-12	10	D, L, D, D, L, ...	1	3	3	1	1	4

LOI Premier Division, Ireland				1 X 2			Double Chance			Handicap				Total			Both to Score	
No.	Date c	Home team	Away team	1	X	2	1X	12	X2		1	X	2		▼	▲	Yes	No
47G	Fri 20:45	Shelbourne	: St. Patrick's Athl...	2.50	3.05	2.70	1.38	1.28	1.40	0:1	5.70	4.20	1.45	2.5	1.55	2.20	1.90	1.75
12FH	Fri 20:45	Cork City	: Derry City	4.40	3.40	1.80	1.90	1.25	1.16	1:0	1.95	3.35	3.20	2.5	1.60	2.10	2.00	1.70
24E	Fri 20:45	Waterford FC	: Galway United	3.35	3.25	2.15	1.60	1.30	1.25	1:0	1.60	3.60	4.10	2.5	1.60	2.10	1.90	1.80
1348	Fri 20:45	Shamrock Rovers	: Drogheda United	1.50	3.80	6.90	1.08	1.20	2.40	0:1	2.50	3.35	2.50	2.5	1.60	2.15	2.15	1.55
1247	Sat 20:45	Sligo Rovers	: Bohemian Dublin	3.40	3.50	1.95	1.70	1.25	1.28	1:0	1.75	3.80	3.70	2.5	2.00	1.65	1.50	2.20

Regular season

Team	Matches played	Wins	Draws	Losses	Goals difference	Points		Wins (home matches)	Home matches Draws (home matches)	Losses (home matches)	Wins (away matches)	Away matches Draws (away matches)	Losses (away matches)
1st Drogheda Un...	14	6	6	2	8	24	W, D, L, D, D, ...	3	3	1	3	3	1
2nd Shamrock Rov...	14	6	5	3	7	23	W, D, D, L, D, ...	4	2	1	2	3	2
3rd Derry City	14	7	2	5	2	23	W, W, L, W, W, ...	5	1	2	2	1	3
4th St Patrick's	14	6	4	4	7	22	L, W, L, D, D, ...	4	3	0	2	1	4
5th Bohemians	14	7	0	7	0	21	W, L, W, W, W, ...	4	0	3	3	0	4
6th Galway United	14	5	5	4	1	20	L, L, W, D, L, ...	3	1	3	2	4	1
7th Shelbourne	14	4	7	3	1	19	L, L, D, D, D, ...	2	3	2	2	4	1
8th Waterford	14	6	0	8	-9	18	W, W, W, L, L, ...	2	0	4	4	0	4
9th Cork City	14	2	6	6	-7	12	L, D, D, W, L, ...	2	4	1	0	2	5
10th Sligo Rovers	14	2	3	9	-10	9	L, D, D, L, W, ...	1	2	4	1	1	5

Israel

Liga Leumit, Israel				1 X 2			Double Chance			Handicap				Total			Both to Score	
No.	Date c	Home team	Away team	1	X	2	1X	12	X2		1	X	2		▼	▲	Yes	No
147A	Fri 15:00 3	Bnei Yehuda Tel ...	Hapoel Kfar Saba	2.00	3.30	3.15	1.25	1.22	1.60	0:1	3.60	3.70	1.65	2.5	1.80	1.80	1.65	1.95
126G	Fri 15:00 3	Hapoel Ironi Acre	Hapoel Umm Al-...	1.60	3.60	5.00	1.10	1.18	2.15	0:1	2.75	3.45	2.20	2.5	1.70	1.90	1.85	1.70
169A	Fri 15:00 3	FC Kafr Qasim	Hapoel Nof Haga...	2.60	3.00	2.45	1.42	1.26	1.36	1:0	1.42	4.20	5.30	2.5	1.60	1.95	1.75	1.85
3EF	Fri 15:00 3	Hapoel Raanana	Hapoel Ramat H...	2.00	3.30	3.15	1.20	1.20	1.60	0:1	3.80	4.00	1.65	2.5	2.00	1.60	1.50	2.15
14AE	Fri 15:00 3	Maccabi Kabilio J...	Hapoel Afula	2.25	3.10	2.90	1.30	1.26	1.50	0:1	4.50	4.00	1.55	2.5	1.70	1.90	1.65	1.95

Promotion Group

Team	Matches played	Wins	Draws	Losses	Goals difference	Points		Wins (home matches)	Draws (home matches)	Losses (home matches)	Wins (away matches)	Draws (away matches)	Losses (away matches)
1st Hapoel Petah...	35	26	6	3	41	84	W, W, W, D, W	3	0	0	1	1	0
2nd Hapoel Tel Av...	35	25	7	3	46	82	W, W, L, D, W	2	1	0	1	0	1
3rd Hapoel Ramat...	35	20	5	10	33	65	L, L, W, W, W	3	0	1	0	0	1
4th Hapoel Kfar S...	35	19	5	11	14	62	L, L, W, L, L	1	0	2	0	0	2
5th Maccabi Herzl...	35	15	6	14	-11	51	W, L, W, L, W	1	0	0	2	0	2
6th Bnei Yehuda	35	15	5	15	0	50	W, W, L, L, L	1	0	1	1	0	2
7th Hapoel Kfar S...	35	11	11	13	-4	44	L, D, L, W, L	1	1	0	0	0	3
8th Hapoel Rishon...	35	13	5	17	-5	44	L, D, L, W, L	0	0	2	1	1	1

Premier League (Ligat ha`Al), Israel				1 X 2			Double Chance			Handicap				Total			Both to Score	
No.	Date c	Home team	Away team	1	X	2	1X	12	X2		1	X	2		▼	▲	Yes	No
26BE	Sat 19:30 3	Hapoel Hadera FC	Hapoel Jerusalem	3.40	3.25	2.00	1.65	1.26	1.24	1:0	1.70	3.60	3.90	2.5	1.60	2.05	1.75	1.85
26BF	Sat 19:30 3	Bnei Sakhnin	Maccabi Bnei Ra...	2.35	2.90	3.15	1.28	1.32	1.50	0:1	4.80	3.70	1.55	2.5	1.45	2.40	1.95	1.70
26BG	Sat 19:30 3	FC Moadon Spor...	Hapoel Ironi KS	1.42	4.30	7.10	1.06	1.15	2.70	0:1	2.20	3.50	2.80	2.5	1.85	1.75	1.95	1.70
26BH	Sat 19:30 3	Ironi Tiberias	Maccabi Petah T...	3.50	3.05	2.05	1.65	1.30	1.20	1:0	1.65	3.70	4.20	2.5	1.50	2.30	1.90	1.70
267H	Sun 19:15 3	Hapoel Haifa	Beitar Jerusalem	3.40	3.70	1.90	1.70	1.20	1.22	1:0	1.80	3.90	3.35	2.5	2.20	1.50	1.50	2.35
45B	Mon 19:30 3	Hapoel Be'er She...	Maccabi Haifa	1.30	5.00	8.25	1.02	1.10	3.20	0:1	1.80	3.70	3.40	3.5	1.50	2.20	1.70	1.95

Relegation Group

Team	Matches played	Wins	Draws	Losses	Goals difference	Points		Wins (home matches)	Draws (home matches)	Losses (home matches)	Wins (away matches)	Draws (away matches)	Losses (away matches)
1st Hapoel Jerusa...	32	10	11	11	3	41	W, D, L, W, D, ...	3	1	0	0	1	1
2nd Maccabi Bnei ...	32	11	5	16	-8	38	L, L, W, L, W, ...	1	1	2	1	0	1
3rd Ironi Kiryat Sh...	32	11	4	17	-18	37	L, L, L, L, L, ...	1	0	3	0	0	2
4th Bnei Sakhnin	32	10	7	15	-17	36	W, D, W, W, W, ...	1	1	0	3	0	1
5th Ironi Tiberias	32	8	10	14	-17	34	L, W, W, L, L, ...	1	1	1	1	0	2
6th FC Ashdod	32	7	11	14	-9	32	D, D, W, W, D, ...	1	1	0	1	3	0
7th Maccabi Petah..	32	8	8	16	-19	32	D, D, L, W, W, ...	1	1	1	1	1	1
8th Hapoel Hader...	32	5	12	15	-24	27	W, W, L, L, L, ...	1	0	1	1	1	2

Italy

Coppa Italia, Italy				1 X 2			Double Chance			Handicap				Total			Both to Score	
No.	Date c	Home team	Away team	1	X	2	1X	12	X2		1	X	2		▼	▲	Yes	No
7G	Wed 21:00	Bologna	AC Milan	2.80	3.20	2.55	1.48	1.30	1.40	1:0	1.50	4.20	5.30	2.5	1.60	2.05	1.85	1.90

Serie A, Italy				1 X 2			Double Chance			Handicap				Total			Both to Score	
No.	Date c	Home team	Away team	1	X	2	1X	12	X2		1	X	2		▼	▲	Yes	No
58B	Fri 20:45	AC Milan	Bologna	2.35	3.40	3.00	1.38	1.28	1.50	0:1	4.70	4.00	1.55	2.5	1.80	1.90	1.70	2.00
79B	Sat 15:00	Como	Cagliari	1.70	3.70	4.70	1.18	1.25	1.95	0:1	3.00	3.60	2.05	2.5	1.80	1.90	1.75	1.95
59D	Sat 18:00	Lazio	Juventus	2.40	3.25	2.95	1.36	1.34	1.50	0:1	5.00	4.00	1.55	2.5	1.65	2.10	1.85	1.85
379	Sat 20:45	Empoli	Parma	2.05	3.45	3.60	1.25	1.30	1.65	0:1	3.80	3.70	1.75	2.5	1.75	1.90	1.80	1.95
7BG	Sun 12:30	Udinese	AC Monza Brianza	1.50	4.30	6.80	1.09	1.20	2.50	0:1	2.35	3.50	2.65	2.5	1.85	1.85	1.90	1.80
8AD	Sun 15:00	Hellas Verona	Lecce	2.15	3.00	3.80	1.20	1.35	1.70	0:1	4.10	3.80	1.70	2.5	1.60	2.10	1.90	1.80
4CD	Sun 18:00	Torino	Inter Milan	6.00	4.10	1.48	2.45	1.20	1.09	1:0	2.40	3.40	2.60	2.5	1.80	1.90	2.00	1.70
1AB	Sun 20:45	Napoli	Genoa	1.30	5.10	11.5	1.02	1.16	3.50	0:1	1.90	3.45	3.60	2.5	1.70	2.00	2.60	1.46
48G	Mon 18:30	Venezia	Fiorentina	3.10	3.15	2.35	1.55	1.32	1.32	1:0	1.60	4.00	4.80	2.5	1.60	2.15	1.85	1.85
29H	Mon 20:45	Atalanta	AS Roma	1.90	3.60	3.70	1.20	1.25	1.80	0:1	3.60	3.80	1.80	2.5	2.00	1.70	1.65	2.10

Regular season

Team	Matches played	Wins	Draws	Losses	Goals difference	Points		Wins (home matches)	Home matches Draws (home matches)	Losses (home matches)	Wins (away matches)	Away matches Draws (away matches)	Losses (away matches)
1st SSC Napoli	35	23	8	4	30	77	W, W, W, W, D, ...	13	2	2	10	6	2
2nd Inter	35	22	8	5	40	74	W, L, L, W, D, ...	13	3	2	9	5	3
3rd Atalanta	35	20	8	7	40	68	W, D, W, W, L, ...	8	5	4	12	3	3
4th Lazio	35	18	9	8	13	63	W, D, W, D, W, ...	7	8	2	11	1	6
5th Juventus	35	16	15	4	20	63	D, W, L, W, D, ...	10	7	1	6	8	3
6th AS Roma	35	18	9	8	18	63	W, W, W, D, D, ...	12	2	4	6	7	4
7th Bologna	35	16	14	5	15	62	D, D, W, L, D, ...	10	7	1	6	7	4
8th ACF Fiorentina	35	17	8	10	18	59	L, W, W, D, D, ...	11	4	3	6	4	7
9th AC Milan	35	16	9	10	16	57	W, W, L, W, D, ...	7	7	3	9	2	7
10th Como	35	12	9	14	-3	45	W, W, W, W, W, ...	7	5	5	5	4	9
11th Torino	35	10	14	11	-1	44	D, L, W, L, D, ...	6	7	4	4	7	7
12th Udinese	35	12	8	15	-11	44	W, D, L, L, L, ...	7	3	7	5	5	8
13th Genoa CFC	35	9	12	14	-13	39	L, L, L, D, W, ...	5	7	6	4	5	8
14th Cagliari	35	8	9	18	-15	33	L, W, L, L, D, ...	5	4	9	3	5	9
15th Hellas Verona	35	9	5	21	-33	32	L, L, L, D, D, ...	4	3	10	5	2	11
16th Parma	35	6	14	15	-14	32	L, D, W, D, D, ...	5	5	8	1	9	7
17th Lecce	35	6	9	20	-33	27	L, D, L, L, D, ...	3	6	9	3	3	11
18th Venezia	35	4	14	17	-21	26	D, L, D, W, D, ...	4	5	8	0	9	9
19th Empoli	35	4	13	18	-28	25	L, L, D, L, D, ...	1	7	9	3	6	9
20th Monza	35	2	9	24	-38	15	L, L, L, L, L, ...	1	5	12	1	4	12

Serie B, Italy				1 X 2			Double Chance			Handicap				Total			Both to Score	
No.	Date c	Home team	Away team	1	X	2	1X	12	X2		1	X	2		▼	▲	Yes	No
4G	Fri 20:30	Cosenza	: Cesena	4.50	3.50	1.70	1.95	1.26	1.12	1:0	2.00	3.50	3.25	2.5	1.75	1.90	1.85	1.80
5A	Fri 20:30	Modena	: Brescia	2.30	2.80	3.35	1.28	1.35	1.50	0:1	4.60	3.90	1.55	2.5	1.55	2.20	1.90	1.75
69	Fri 20:30	Sassuolo	: Catanzaro	2.20	3.25	3.20	1.26	1.25	1.60	0:1	3.70	4.20	1.65	2.5	2.25	1.55	1.46	2.45
7BD	Fri 20:30	Sampdoria	: Salernitana	2.10	3.20	3.25	1.28	1.28	1.60	0:1	4.40	3.80	1.60	2.5	1.70	2.00	1.80	1.85
6EG	Fri 20:30	Cittadella	: Bari	2.60	3.15	2.65	1.38	1.28	1.40	1:0	1.46	4.30	5.30	2.5	1.70	2.05	1.75	1.90
59H	Fri 20:30	Pisa	: Südtirol	2.00	2.95	4.30	1.14	1.30	1.75	0:1	3.70	3.50	1.75	2.5	1.60	2.20	1.90	1.75
6CD	Fri 20:30	Mantova	: Carrarese	2.15	3.00	3.60	1.25	1.32	1.60	0:1	3.70	3.80	1.65	2.5	1.75	1.90	1.70	1.95
1349	Fri 20:30	Spezia	: Cremonese	2.25	3.30	2.85	1.36	1.26	1.55	0:1	4.30	4.10	1.60	2.5	2.00	1.70	1.60	2.20
78C	Fri 20:30	Juve Stabia	: AC Reggiana 1919	2.15	2.70	3.70	1.20	1.38	1.55	0:1	4.60	3.80	1.60	2.5	1.55	2.30	1.90	1.75
45A	Fri 20:30	Palermo	: Frosinone	1.85	3.05	4.20	1.18	1.30	1.75	0:1	3.40	3.70	1.85	2.5	1.85	1.80	1.65	2.05

Regular season

Team	Matches played	Wins	Draws	Losses	Goals difference	Points		Wins (home matches)	Home matches Draws (home matches)	Losses (home matches)	Wins (away matches)	Away matches Draws (away matches)	Losses (away matches)
1st US Sassuolo	36	25	7	4	43	82	D, W, W, W, L, ...	14	2	1	11	5	3
2nd Pisa	36	22	6	8	27	72	L, W, W, W, L, ...	12	3	2	10	3	6
3rd Spezia	36	16	15	5	25	63	L, W, D, D, W, ...	11	4	2	5	11	3
4th Cremonese	36	15	13	8	18	58	D, D, W, D, W, ...	7	8	4	8	5	4
5th Juve Stabia	36	14	12	10	2	54	D, W, L, D, W, ...	10	3	4	4	9	6
6th Catanzaro	36	10	19	7	4	49	D, L, L, D, D, ...	7	9	3	3	10	4
7th Palermo	36	13	9	14	7	48	L, L, W, L, W, ...	7	4	6	6	5	8
8th Bari	36	10	17	9	3	47	W, L, L, W, D, ...	7	9	3	3	8	6
9th Cesena	36	12	11	13	-3	47	W, L, L, D, D, ...	8	7	4	4	4	9
10th Modena	36	10	14	12	-1	44	L, L, W, L, W, ...	6	7	4	4	7	8
11th Sudtirol	36	12	8	16	-7	44	W, W, W, L, D, ...	6	6	6	6	2	10
12th Carrarese	36	11	11	14	-9	44	W, L, W, D, D, ...	10	5	4	1	6	10
13th Reggiana	36	10	11	15	-10	41	W, W, W, L, L, ...	6	6	7	4	5	8
14th Mantova	36	9	13	14	-10	40	L, W, L, D, W, ...	7	6	4	2	7	10
15th Frosinone	36	8	16	12	-12	40	D, L, D, D, D, ...	4	10	5	4	6	7
16th Brescia	36	8	15	13	-7	39	D, W, L, D, L, ...	3	9	6	5	6	7
17th Salernitana	36	10	9	17	-11	39	W, L, W, W, L, ...	9	4	6	1	5	11
18th Sampdoria	36	7	16	13	-12	37	D, D, L, W, L, ...	5	7	6	2	9	7
19th Cittadella	36	9	9	18	-26	36	D, L, L, L, D, ...	2	6	9	7	3	9
20th Cosenza	36	7	13	16	-21	30	L, W, L, D, D, ...	5	7	6	2	6	10

Serie C, Italy				1 X 2			Double Chance			Handicap				Total			Both to Score	
No.	Date c	Home team	Away team	1	X	2	1X	12	X2		1	X	2		▼	▲	Yes	No
1249	Sat 15:00 3	ACR Messina	: Foggia	1.70	3.45	4.40	1.16	1.24	1.95	0:1	3.05	3.50	2.00	2.5	1.60	1.95	1.90	1.70
126B	Sat 17:30 3	Pro Patria	: Pro Vercelli	2.35	2.85	3.15	1.26	1.34	1.45	0:1	5.00	3.80	1.50	2.5	1.40	2.45	2.00	1.60
23DE	Sat 20:00 3	AC Milan Futuro ...	: SPAL	2.95	3.05	2.30	1.50	1.30	1.35	1:0	1.50	4.00	4.60	2.5	1.55	2.05	1.85	1.75
123A	Sat 20:00 3	Sestri Levante	: AS Lucchese Libe..	3.35	3.25	2.05	1.60	1.30	1.25	1:0	1.65	3.80	4.00	2.5	1.65	2.00	1.80	1.85

Jamaica

Premier League, Jamaica					1 X 2			Total		
No.	Date c	Home team	Away team		1	X	2		▼	▲
EFG	Sat 01:00 3	Tivoli Gardens : Montego Bay United			2.45	3.00	2.70	2.5	1.50	2.20

Japan

J1 League, Japan				1 X 2			Double Chance			Handicap				Total			Both to Score	
No.	Date c	Home team	Away team	1	X	2	1X	12	X2		1	X	2		▼	▲	Yes	No
56G	Sat 07:00 3	Yokohama FC	: Avispa Fukuoka	2.45	2.85	3.00	1.32	1.32	1.40	0:1	5.50	3.90	1.46	1.5	2.15	1.55	2.20	1.55
179	Sat 08:00 3	F.C. Tokyo	: Vissel Kobe	3.80	3.30	1.85	1.75	1.25	1.18	1:0	1.80	3.60	3.45	2.5	1.55	2.10	1.90	1.70
19CD	Sat 09:00 3	Kashiwa Reysol	: Fagiano Okayama	1.85	3.15	4.00	1.20	1.28	1.70	0:1	3.70	3.35	1.80	1.5	2.50	1.40	2.10	1.65
12EF	Sun 06:05 3	Shimizu S-Pulse	: Machida Zelvia	2.95	3.10	2.35	1.48	1.28	1.30	1:0	1.50	3.80	5.00	2.5	1.50	2.25	1.95	1.70
12DH	Sun 06:05 3	Kashima Antlers	: Kawasaki Fronta...	2.75	3.30	2.30	1.50	1.25	1.35	1:0	1.50	4.00	4.60	2.5	1.75	1.80	1.65	2.00
16GH	Sun 07:00 3	Kyoto Sanga FC	: Nagoya Grampus	2.20	3.15	2.90	1.28	1.28	1.55	0:1	4.60	3.80	1.55	2.5	1.60	2.00	1.75	1.80
16FH	Sun 07:05 3	Albirex Niigata FC	: Urawa	2.70	3.10	2.45	1.44	1.28	1.36	1:0	1.50	4.10	4.90	2.5	1.50	2.20	1.90	1.75
18GH	Sun 08:00 3	Tokyo Verdy	: Shonan Bellmare	2.30	3.00	3.05	1.26	1.28	1.50	0:1	4.80	3.70	1.60	2.5	1.50	2.35	2.00	1.65
19AD	Sun 08:00 3	Cerezo Osaka	: Yokohama F.Mar...	2.15	3.50	2.90	1.28	1.22	1.55	0:1	4.00	4.00	1.65	2.5	1.95	1.60	1.55	2.20
18FH	Sun 08:00 3	Gamba Osaka	: Sanfrecce Hirosh...	2.95	3.25	2.20	1.50	1.25	1.36	1:0	1.50	3.90	4.60	2.5	1.60	2.00	1.75	1.80

Regular season

Team	Matches played	Wins	Draws	Losses	Goals difference	Points		Wins (home matches)	Draws (home matches)	Losses (home matches)	Wins (away matches)	Draws (away matches)	Losses (away matches)
1st Kashima Antle...	15	10	1	4	13	31	W, W, W, W, W, ...	6	1	1	4	0	3
2nd Kashiwa Reysol	14	7	6	1	6	27	W, W, D, W, D, ...	3	3	1	4	3	0
3rd Kyoto Sanga	16	8	3	5	3	27	W, L, L, W, W, ...	3	2	2	5	1	3
4th Urawa Reds	15	7	4	4	5	25	L, W, W, W, W, ...	6	0	2	1	4	2
5th Sanfrecce Hir...	14	7	2	5	2	23	W, W, L, L, L, ...	5	1	2	2	1	3
6th Gamba Osaka	15	7	2	6	-1	23	W, W, W, L, D, ...	5	0	2	2	2	4
7th Shimizu S-Pul...	15	6	3	6	2	21	L, L, W, W, W, ...	3	2	2	3	1	4
8th Vissel Kobe	13	6	3	4	2	21	L, W, W, W, W, ...	3	2	3	3	1	1
9th Avispa Fukuok...	15	6	3	6	-1	21	L, L, D, D, L, ...	3	2	3	3	1	3
10th Machida Zelvia	15	6	2	7	-1	20	L, L, W, L, L, ...	1	1	5	5	1	2
11th Tokyo Verdy	15	5	5	5	-3	20	W, L, W, W, D, ...	3	1	3	2	4	2
12th Cerezo Osaka	15	5	4	6	1	19	W, W, L, L, D, ...	2	3	2	3	1	4
13th Fagiano Okay...	15	5	4	6	0	19	D, L, L, D, L, ...	4	2	2	1	2	4
14th Kawasaki Fron...	12	4	6	2	8	18	D, L, D, D, D, ...	2	2	1	2	4	1
15th Shonan Bellm...	15	5	3	7	-9	18	L, L, D, W, L, ...	3	1	3	2	2	4
16th FC Tokyo	14	4	4	6	-3	16	W, L, W, D, D, ...	2	2	3	2	2	3
17th Nagoya Gram...	15	4	3	8	-6	15	D, W, L, L, W, ...	3	2	2	1	1	6
18th Albirex Niigata	14	2	6	6	-5	12	L, W, D, L, D, ...	0	4	3	2	2	3
19th Yokohama FC	14	3	3	8	-7	12	L, L, L, D, D, ...	3	1	4	0	2	4
20th Yokohama F. ...	12	1	5	6	-6	8	L, L, L, D, D, ...	1	4	1	0	1	5

J-League Division 2, Japan				1 X 2			Double Chance			Handicap				Total			Both to Score	
No.	Date c	Home team	Away team	1	X	2	1X	12	X2		1	X	2		▼	▲	Yes	No
3BD	Sat 07:00 3	Omiya Ardija	: Vegalta Sendai	2.45	3.35	2.60	1.36	1.22	1.42	0:1	5.10	4.00	1.50	2.5	1.65	1.95	1.75	1.90
12CH	Sun 06:00 3	Iwaki	: Consadole Sappo...	2.35	3.30	2.65	1.38	1.24	1.48	0:1	4.70	4.00	1.50	2.5	1.70	1.85	1.65	2.00
134D	Sun 06:00 3	Jubilo Iwata	: Fujieda MYFC	1.95	3.40	3.40	1.24	1.20	1.70	0:1	3.60	3.60	1.75	2.5	1.90	1.70	1.60	2.10
146H	Sun 07:00 3	Sagan Tosu	: Ventforet Kofu	2.10	3.05	3.40	1.22	1.28	1.60	0:1	4.40	3.50	1.65	2.5	1.55	2.20	2.00	1.65
16EH	Sun 07:00 3	Mito Hollyhock	: Blaublitz Akita	2.15	3.20	3.15	1.25	1.24	1.60	0:1	4.30	3.80	1.60	2.5	1.60	2.15	1.90	1.75
146B	Sun 07:00 3	Tokushima Vortis	: Yamaguchi FC	1.95	3.05	3.80	1.18	1.30	1.65	0:1	4.20	3.50	1.65	1.5	2.40	1.40	2.10	1.60
149D	Sun 07:00 3	V-Varen Nagasaki	: Montedio Yamag...	1.90	3.70	3.30	1.20	1.18	1.75	0:1	3.45	3.70	1.80	2.5	2.05	1.60	1.50	2.25
14BD	Sun 07:00 3	FC Imabari	: Jef United Chiba	2.30	3.20	2.80	1.36	1.22	1.44	0:1	4.70	4.00	1.48	2.5	1.75	1.80	1.70	2.00
167B	Sun 07:05 3	Kataller Toyama	: Oita Trinita	2.55	2.95	2.75	1.35	1.28	1.38	0:1	5.60	4.00	1.44	1.5	2.45	1.40	2.05	1.60
19AE	Sun 08:00 3	Roasso Kumamo...	: Ehime FC	1.75	3.35	4.00	1.16	1.25	1.80	0:1	3.35	3.60	1.90	2.5	1.65	1.95	1.85	1.80

Regular season

Team	Matches played	Wins	Draws	Losses	Goals difference	Points		Home matches			Away matches		
								Wins (home matches)	Draws (home matches)	Losses (home matches)	Wins (away matches)	Draws (away matches)	Losses (away matches)
1st JEF United Ch...	14	10	2	2	15	32	L, D, D, W, W, ...	6	0	1	4	2	1
2nd Vegalta Sendai	14	8	4	2	8	28	W, W, W, D, W, ...	4	3	1	4	1	1
3rd Omiya Ardija	14	8	3	3	9	27	W, D, L, W, D, ...	5	2	0	3	1	3
4th FC Imabari	14	6	7	1	9	25	W, D, D, W, D, ...	1	5	1	5	2	0
5th Mito Hollyhock	14	6	5	3	6	23	W, W, D, D, W, ...	3	4	0	3	1	3
6th Tokushima Vo...	14	6	4	4	5	22	L, W, W, W, L, ...	3	1	2	3	3	2
7th Oita Trinita	14	5	6	3	2	21	L, W, W, W, L, ...	3	4	0	2	2	3
8th Jubilo Iwata	14	6	3	5	-1	21	W, D, L, L, L, ...	4	1	2	2	2	3
9th Sagan Tosu	14	6	3	5	-1	21	W, D, L, W, D, ...	4	2	2	2	1	3
10th V-Varen Naga...	14	5	5	4	1	20	W, D, D, L, D, ...	4	1	2	1	4	2
11th Montedio Yam...	14	4	4	6	2	16	W, L, D, L, L, ...	2	2	2	2	2	4
12th Roasso Kumam.	14	4	4	6	-2	16	L, L, D, W, L, ...	2	2	4	2	2	2
13th Ventforet Ko...	14	4	4	6	-4	16	W, L, L, D, D, ...	2	2	3	2	2	3
14th Consadole Sa...	14	5	1	8	-9	16	L, W, D, L, W, ...	2	1	3	3	0	5
15th Fujieda MYFC	14	4	3	7	-4	15	L, L, W, L, L, ...	3	0	4	1	3	3
16th Kataller Toyam.	14	3	5	6	-2	14	L, D, D, L, L, ...	2	2	3	1	3	3
17th Iwaki SC	14	3	5	6	-7	14	D, D, W, W, W, ...	1	3	3	2	2	3
18th Blaublitz Akita	14	4	1	9	-12	13	L, D, L, L, W, ...	2	0	4	2	1	5
19th Renofa Yama...	14	2	5	7	-5	11	L, L, W, L, D, ...	1	3	3	1	2	4
20th Ehime FC	14	1	6	7	-10	9	D, D, L, D, W, ...	0	2	6	1	4	1

WE League Women, Japan				1 X 2			Double Chance			Handicap				Total			Both to Score	
No.	Date c	Home team	Away team	1	X	2	1X	12	X2		1	X	2		▼	▲	Yes	No
BFG	Sat 07:00 3	Nagano Parceiro...	Cerezo Osaka W	2.75	3.20	2.30	1.48	1.26	1.30	1:0	1.46	4.20	5.00	2.5	1.60	2.05	1.80	1.80

Regular season

Team	Matches played	Wins	Draws	Losses	Goals difference	Points		Home matches			Away matches		
								Wins (home matches)	Draws (home matches)	Losses (home matches)	Wins (away matches)	Draws (away matches)	Losses (away matches)
1st NTV Beleza (W.	20	14	3	3	30	45	L, W, W, D, W, ...	7	1	2	7	2	1
2nd Inac Leonessa...	20	14	3	3	21	45	W, W, L, W, L, ...	7	2	1	7	1	2
3rd Urawa Reds (...)	20	13	5	2	19	44	L, W, W, D, W, ...	6	2	2	7	3	0
4th Hiroshima Reg...	20	10	6	4	13	36	D, W, W, L, W, ...	6	4	1	4	2	3
5th Albirex Niigata...	20	11	3	6	9	36	W, W, L, W, W, ...	4	3	3	7	0	3
6th Efen Saitama...	20	7	5	8	-1	26	W, L, L, W, W, ...	4	2	3	3	3	5
7th Cerezo Osaka...	20	6	5	9	-2	23	W, L, W, L, L, ...	3	2	5	3	3	4
8th JEF United (W...	20	5	5	10	-11	20	D, L, D, L, L, ...	2	3	5	3	2	5
9th Parceiro Naga...	20	5	3	12	-16	18	L, L, L, W, L, ...	3	1	6	2	2	6
10th Nojima Stella ...	20	4	5	11	-10	17	D, W, L, L, L, ...	3	3	4	1	2	7
11th Omiya Ardija (...)	20	3	6	11	-21	15	D, L, W, L, W, ...	2	1	7	1	5	4
12th Mynavi Senda...	20	2	3	15	-31	9	L, L, D, L, L, ...	2	2	6	0	1	9

Kazakhstan

Premier League, Kazakhstan				1 X 2			Double Chance			Handicap				Total			Both to Score	
No.	Date c	Home team	Away team	1	X	2	1X	12	X2		1	X	2		▼	▲	Yes	No
2BF	Fri 16:00 3	FC Kairat Almaty	: FC Zhenys	1.42	3.60	7.40	1.04	1.18	2.45	0:1	2.35	3.35	2.55	2.5	1.60	2.05	2.20	1.50
247D	Sat 12:00 3	Kyzyl-Zhar	: Ulytau	2.05	3.20	3.35	1.22	1.30	1.60	0:1	4.10	3.50	1.65	2.5	1.50	2.20	1.95	1.70
247F	Sat 15:00 3	Turan Turkistan	: FK Atyrau	1.60	3.70	5.20	1.08	1.22	2.10	0:1	2.70	3.30	2.25	2.5	1.65	1.95	1.90	1.65
247C	Sat 16:00 3	Fc Astana	: Tobol Kostanay	1.75	3.50	3.90	1.14	1.26	1.85	0:1	3.35	3.60	1.80	2.5	1.80	1.80	1.70	1.95
247B	Sun 12:00 3	FC Zhetysu	: FC Okzhetpes Ko...	2.70	3.10	2.45	1.44	1.28	1.36	1:0	1.46	4.10	5.20	2.5	1.50	2.25	1.90	1.70
247G	Sun 14:00 3	Ordabasy	: Kaysar Kyzylorda	1.65	3.35	4.90	1.12	1.25	2.00	0:1	2.95	3.50	2.10	2.5	1.70	1.95	1.85	1.75
247E	Sun 16:00 3	FK Aktobe	: Fc Yelimai	2.60	3.10	2.65	1.38	1.30	1.38	0:1	5.40	4.40	1.40	2.5	1.70	1.85	1.70	1.95

Regular season

Team	Matches played	Wins	Draws	Losses	Goals difference	Points		Wins (home matches)	Home matches Draws (home matches)	Losses (home matches)	Wins (away matches)	Away matches Draws (away matches)	Losses (away matches)
1st Kairat Almaty	8	6	2	0	16	20	W, W, D, W, W, ...	3	0	0	3	2	0
2nd Astana	8	5	3	0	9	18	D, W, W, D, W, ...	3	1	0	2	2	0
3rd Aktobe	7	5	1	1	8	16	W, W, L, W, W, ...	3	0	0	2	1	1
4th Tobol Kostan...	7	4	2	1	5	14	W, L, W, W, D, ...	3	1	0	1	1	1
5th Yelimay Semey	7	4	1	2	6	13	L, W, W, W, D, ...	2	0	1	2	1	1
6th Okzhetpes Ko...	7	3	2	2	1	11	W, D, W, L, D, ...	1	1	1	2	1	1
7th Ordabasy	7	3	2	2	-2	11	W, W, W, L, D, ...	2	2	0	1	0	2
8th Turan	7	2	2	3	0	8	D, L, D, W, L, ...	1	2	1	1	0	2
9th Kyzylzhar	7	2	2	3	-2	8	L, W, W, L, D, ...	1	1	2	1	1	1
10th Zhenis	7	0	5	2	-2	5	L, D, L, D, D, ...	0	1	2	0	4	0
11th Kaisar Kyzylord...	7	0	4	3	-6	4	D, L, D, L, D, ...	0	4	0	0	0	3
12th Zhetysu Taldy..	7	0	4	3	-7	4	D, L, L, D, L, ...	0	2	1	0	2	2
13th Atyrau	9	1	0	8	-16	3	L, L, L, L, L, ...	1	0	5	0	0	3
14th Ulytau	7	0	2	5	-10	2	L, L, L, L, D, ...	0	1	2	0	1	3

Kenya

Premier League, Kenya				1 X 2			Double Chance			Handicap				Total			Both to Score	
No.	Date c	Home team	Away team	1	X	2	1X	12	X2		1	X	2		▼	▲	Yes	No
128E	Fri 14:00 3	Nairobi City Stars	: Mara Sugar	2.85	2.80	2.50	1.40	1.30	1.36	1:0	1.42	3.90	5.70	1.5	2.25	1.50	2.15	1.55
148E	Fri 14:00 3	Bandari FC	: Kenya Police FC	5.30	2.55	1.90	1.65	1.42	1.14	1:0	1.80	3.25	3.70	1.5	2.10	1.60	2.45	1.48
14FG	Fri 14:00 3	KCB Nairobi	: Shabana	2.80	2.85	2.45	1.42	1.35	1.36	1:0	1.42	4.00	5.50	1.5	2.35	1.46	2.05	1.65

Regular season

Team	Matches played	Wins	Draws	Losses	Goals difference	Points		Wins (home matches)	Home matches Draws (home matches)	Losses (home matches)	Wins (away matches)	Away matches Draws (away matches)	Losses (away matches)
1st Police FC	29	15	10	4	19	55	W, W, L, D, W, ...	9	5	1	6	5	3
2nd Gor Mahia	29	15	8	6	23	53	W, W, L, D, W, ...	8	4	2	7	4	4
3rd Tusker	29	14	10	5	11	52	D, L, W, D, W, ...	9	6	0	5	4	5
4th Shabana	29	12	10	7	12	46	L, W, W, W, W, ...	8	3	3	4	7	4
5th Kakamega Ho...	29	11	12	6	7	45	W, D, W, W, D, ...	6	8	1	5	4	5
6th AFC Leopards	29	10	12	7	9	42	D, W, D, L, L, ...	5	7	3	5	5	4
7th KCB	29	10	11	8	5	41	L, L, D, L, D, ...	7	4	4	3	7	4
8th Bandari	29	10	10	9	-3	40	D, W, L, L, W, ...	6	5	3	4	5	6
9th Sofapaka	29	9	12	8	5	39	D, D, D, W, L, ...	5	5	4	4	7	4
10th Mathare Unite...	29	9	10	10	-12	37	D, W, L, W, W, ...	8	2	4	1	8	6
11th Ulinzi Stars	29	8	12	10	-2	36	D, W, D, W, L, ...	4	7	4	4	5	6
12th Kariobangi Sh...	29	6	14	9	-2	32	L, L, D, W, D, ...	4	6	4	2	8	5
13th Talanta FC	30	8	8	14	-11	32	W, L, W, L, L, ...	4	5	6	4	3	8
14th Mara Sugar	29	7	10	12	-4	31	D, L, D, D, L, ...	6	6	3	1	4	9
15th Posta Rangers	29	8	7	14	-12	31	L, W, W, L, L, ...	5	3	7	3	4	7
16th Muranga	29	7	8	14	-16	29	W, L, D, D, L, ...	3	4	7	4	4	7
17th Bidco United	29	5	13	11	-11	28	D, L, W, D, L, ...	2	7	6	3	6	5
18th Nairobi City St...	29	5	9	15	-18	24	L, L, L, D, D, ...	3	6	5	2	3	10

Latvia

Virsliga, Latvia				1 X 2			Double Chance			Handicap				Total			Both to Score	
No.	Date c	Home team	Away team	1	X	2	1X	12	X2		1	X	2		▼	▲	Yes	No
124C	Fri 18:00 3	Riga Football Sch..	: BFC Daugavpils	1.07	8.50	18.5			6.00	0:2	1.90	3.80	2.85	3.5	1.70	1.95	2.25	1.48
125B	Sat 15:00 3	Grobina	: FK Liepaja	4.90	4.00	1.55	2.15	1.18	1.12	1:0	2.20	3.60	2.55	2.5	2.15	1.55	1.65	2.05
139F	Sat 17:00 3	Riga FC	: FK Jelgava	1.09	8.25	15.5			5.50	0:2	1.90	4.00	2.80	3.5	1.85	1.80	2.05	1.65
235E	Sun 13:00 3	FK Tukums 2000...	: FK Metta	2.10	3.40	3.10	1.28	1.25	1.55	0:1	4.00	3.80	1.65	2.5	1.80	1.80	1.70	1.95
46G	Sun 18:00 3	Super Nova	: FK Auda	5.40	3.70	1.55	2.20	1.22	1.10	1:0	2.30	3.45	2.50	2.5	1.80	1.75	1.85	1.80

Regular season

Team	Matches played	Wins	Draws	Losses	Goals difference	Points		Home matches			Away matches		
								Wins (home matches)	Draws (home matches)	Losses (home matches)	Wins (away matches)	Draws (away matches)	Losses (away matches)
1st RFS	11	8	1	2	11	25	D, W, L, W, W, ...	4	0	1	4	1	1
2nd Riga FC	11	7	3	1	17	24	W, W, W, W, W, ...	2	2	1	5	1	0
3rd Auda	11	6	1	4	6	19	L, L, W, W, W, ...	5	0	2	1	1	2
4th BFC Daugavpils	11	5	2	4	3	17	L, D, W, W, D, ...	4	1	1	1	1	3
5th Jelgava	11	4	4	3	2	16	D, W, W, D, L, ...	4	2	0	0	2	3
6th FK Liepaja	11	4	3	4	-1	15	D, W, D, L, W, ...	3	2	1	1	1	3
7th FK Metta	11	3	2	6	-11	11	L, L, L, D, L, ...	2	1	3	1	1	3
8th Super Nova	11	2	4	5	-3	10	W, L, D, L, D, ...	1	1	2	1	3	3
9th FK Grobina	11	2	2	7	-14	8	W, L, L, L, L, ...	2	1	2	0	1	5
10th Tukums 2000	11	1	4	6	-10	7	D, D, L, L, L, ...	1	3	1	0	1	5

Lithuania

A Lyga, Lithuania				1 X 2			Double Chance			Handicap				Total			Both to Score	
No.	Date c	Home team	Away team	1	X	2	1X	12	X2		1	X	2		▼	▲	Yes	No
25F	Fri 18:30 3	Zalgiris Vilnius	: Riteriai	1.46	4.10	6.20	1.05	1.14	2.40	0:1	2.30	3.50	2.55	2.5	1.95	1.65	1.80	1.80
8DH	Fri 19:00 3	FC Džiugas Telsiai	: Kauno Zalgiris	5.20	3.35	1.65	2.00	1.24	1.10	1:0	2.00	3.40	3.15	2.5	1.50	2.20	2.15	1.60
13D	Sat 15:00 3	Panevezys	: Hegelmann Litau...	2.50	3.15	2.50	1.40	1.26	1.38	0:1	5.40	4.20	1.46	2.5	1.70	2.00	1.70	1.90
137B	Sun 16:00 3	FK Banga Gargzd...	: Suduva	2.35	2.85	3.05	1.28	1.32	1.46	0:1	5.40	3.80	1.50	1.5	2.30	1.46	2.20	1.60
18BH	Sun 17:25 3	Alytaus Dainava	: FA Siauliai	3.35	3.40	2.00	1.65	1.22	1.24	1:0	1.70	3.80	3.60	2.5	1.90	1.70	1.60	2.00

Regular season

Team	Matches played	Wins	Draws	Losses	Goals difference	Points		Wins (home matches)	Draws (home matches)	Losses (home matches)	Wins (away matches)	Draws (away matches)	Losses (away matches)
1st Hegelmann Li...	10	7	0	3	2	21	W, L, W, L, W, ...	5	0	0	2	0	3
2nd Suduva	10	5	3	2	3	18	D, W, D, L, D, ...	4	2	0	1	1	2
3rd Džiugas Telsiai	10	6	0	4	3	18	W, L, W, W, W, ...	1	0	2	5	0	2
4th Kauno Zalgiris	10	5	3	2	7	18	W, L, W, W, D, ...	2	1	2	3	2	0
5th Siauliai	10	4	3	3	1	15	L, W, D, D, W, ...	1	2	2	3	1	1
6th Banga Gargzdai	10	4	2	4	1	14	W, W, W, L, L, ...	3	0	3	1	2	1
7th Zalgiris Vilnius	10	3	3	4	-1	12	L, L, L, W, L, ...	2	2	1	1	1	3
8th Panevezys	10	3	2	5	-3	11	D, W, L, W, L, ...	1	1	3	2	1	2
9th FK Riteriai	10	2	4	4	-1	10	L, D, L, D, W, ...	1	2	2	1	2	2
10th Dainava Alytus	10	0	2	8	-12	2	L, D, L, L, L, ...	0	1	4	0	1	4

I Lyga, Lithuania				1 X 2			Double Chance			Handicap				Total			Both to Score	
No.	Date c	Home team	Away team	1	X	2	1X	12	X2		1	X	2		▼	▲	Yes	No
178	Fri 17:00 3	Babrungas	: FK Nevezis	1.75	3.50	3.80	1.16	1.20	1.80	0:1	2.95	3.60	1.90	2.5	2.00	1.70	1.60	2.15
7EG	Fri 17:30 3	FK Lietava Jonav...	: Panevezys II	1.85	3.50	3.15	1.26	1.18	1.70	0:1	3.45	3.90	1.65	2.5	2.15	1.55	1.46	2.35
15H	Fri 18:00 3	Neptunas Klaipe...	: Tauras	2.25	3.60	2.45	1.36	1.18	1.48	0:1	4.60	4.30	1.45	2.5	2.15	1.55	1.46	2.35
2BE	Fri 18:30 3	FA Siauliai II	: Hegelmann Litau...	2.25	3.50	2.45	1.38	1.18	1.46	0:1	4.30	4.40	1.48	3.5	1.50	2.20	1.40	2.50

Regular season

Team	Matches played	Wins	Draws	Losses	Goals difference	Points		Wins (home matches)	Draws (home matches)	Losses (home matches)	Wins (away matches)	Draws (away matches)	Losses (away matches)
1st BFA Vilnius	7	6	1	0	11	19	W, W, D, W, W, ...	2	1	0	4	0	0
2nd Transinvest V...	7	6	0	1	13	18	W, W, L, W, W, ...	4	0	0	2	0	1
3rd FK Tauras Tau...	7	5	2	0	14	17	D, W, W, W, W, ...	4	1	0	1	1	0
4th Neptunas Klai...	7	4	1	2	8	13	L, D, W, L, W, ...	3	0	1	1	1	1
5th Kauno Zalgiris...	7	4	0	3	2	12	W, L, W, W, L, ...	4	0	0	0	0	3
6th Babrungas Plu...	7	3	3	1	-1	12	D, D, W, W, L, ...	1	1	1	2	2	0
7th Panevezys II	7	3	1	3	-3	10	L, W, D, W, W, ...	2	0	1	1	1	2
8th Zalgiris Vilnius...	7	2	3	2	0	9	D, W, W, L, L, ...	1	1	1	1	2	1
9th Hegelmann Li...	7	2	3	2	-1	9	W, D, L, L, W, ...	1	1	1	1	2	1
10th Ekranas	7	2	1	4	-1	7	D, W, W, L, L, ...	1	1	2	1	0	2
11th Nevezis	7	2	1	4	-3	7	W, L, L, L, L, ...	0	1	2	2	0	2
12th Atmosfera Ma...	7	2	1	4	-4	7	L, L, L, W, L, ...	1	0	3	1	1	1
13th Minja Kretinga	7	2	0	5	-9	6	L, L, W, W, L, ...	1	0	2	1	0	3
14th Lietava Jonava	7	1	2	4	-2	5	W, D, L, L, D, ...	0	1	2	1	1	2
15th Siauliai II	7	1	1	5	-13	4	L, L, L, L, W, ...	0	1	2	1	0	3
16th BE1 NFA	7	0	2	5	-11	2	L, L, L, L, D, ...	0	2	2	0	0	3

Malta

Premier League, Malta				1 X 2			Double Chance			Handicap				Total			Both to Score	
No.	Date c	Home team	Away team	1	X	2	1X	12	X2		1	X	2		▼	▲	Yes	No
59B	Fri 18:15 3	Melita FC	: Naxxar Lions	3.40	3.60	1.90	1.70	1.20	1.24	1:0	1.70	3.80	3.70	2.5	2.05	1.60	1.60	2.10
5CG	Fri 20:30 3	Sliema Wandere...	: Floriana	2.65	2.60	2.90	1.32	1.38	1.38	0:1	6.30	4.20	1.40	1.5	2.35	1.42	2.10	1.65

Mexico

Liga de Expansion MX, Mexico				1 X 2			Double Chance			Handicap				Total			Both to Score	
No.	Date c	Home team	Away team	1	X	2	1X	12	X2		1	X	2		▼	▲	Yes	No
19EG	Sun 20:00 3	Leones Negros	: Atletico Morelia	1.70	3.60	3.90	1.15	1.20	1.85	0:1	3.00	3.60	1.90	2.5	2.00	1.60	1.60	2.10
169D	Mon 03:00 3	Mineros de Zaca...	: Club Jaiba Brava	1.60	3.60	4.40	1.15	1.18	2.05	0:1	2.75	3.35	2.10	2.5	1.85	1.75	1.65	1.85

Liga MX Women, Mexico				1 X 2			Double Chance			Handicap				Total			Both to Score	
No.	Date c	Home team	Away team	1	X	2	1X	12	X2		1	X	2		▼	▲	Yes	No
48D	Sat 04:00 3	Pachuca W	: Club America W	3.15	3.20	2.00	1.60	1.20	1.26	1:0	1.70	3.80	3.50	2.5	1.95	1.60	1.55	2.15

Liga MX, Mexico				1 X 2			Double Chance			Handicap				Total			Both to Score	
No.	Date c	Home team	Away team	1	X	2	1X	12	X2		1	X	2		▼	▲	Yes	No
35C	Sun 03:00 3	Deportivo Toluca	: Monterrey	1.80	3.60	3.80	1.20	1.22	1.80	0:1	3.05	3.80	1.85	2.5	2.15	1.60	1.50	2.25
23BF	Sun 05:10 3	Club America	: C.F. Pachuca	1.60	3.70	5.00	1.12	1.20	2.10	0:1	2.70	3.50	2.15	2.5	1.85	1.75	1.70	1.90
158B	Mon 03:00 3	Cruz Azul	: Leon	1.70	3.35	4.50												

Netherlands

Eerste Divisie, Netherlands				1 X 2			Double Chance			Handicap				Total			Both to Score	
No.	Date c	Home team	Away team	1	X	2	1X	12	X2		1	X	2		▼	▲	Yes	No
156	Fri 20:00 3	Roda JC	: FC Eindhoven	1.70	3.90	3.70	1.22	1.16	1.90	0:1	2.90	3.80	1.95	3.5	1.55	2.15	1.48	2.45
17DE	Fri 20:00 3	Vitesse	: FC Den Bosch	1.95	3.80	3.00	1.28	1.20	1.65	0:1	3.30	4.10	1.70	3.5	1.55	2.05	1.42	2.65
17DF	Fri 20:00 3	Jong PSV Eindh...	: Jong FC Utrecht	1.50	4.50	4.30	1.12	1.14	2.20	0:1	2.30	3.80	2.30	3.5	1.80	1.75	1.36	2.80
17DG	Fri 20:00 3	Cambuur	: MVV Maastricht	1.18	6.50	9.75		1.07	3.90	0:2	2.35	4.30	2.20	3.5	2.05	1.60	1.50	2.30
17DH	Fri 20:00 3	Jong AZ Alkmaar	: Excelsior Rotterd..	4.00	4.30	1.55	2.10	1.14	1.16	1:0	2.10	3.90	2.45	3.5	1.80	1.80	1.34	2.80
17EF	Fri 20:00 3	FC Dordrecht	: FC Volendam	1.85	3.90	3.25	1.25	1.20	1.75	0:1	3.05	4.10	1.80	3.5	1.75	1.85	1.32	2.95
17EG	Fri 20:00 3	Helmond Sport	: De Graafschap	2.95	3.90	1.95	1.65	1.20	1.32	1:0	1.70	4.20	3.40	3.5	1.80	1.85	1.34	2.95
17EH	Fri 20:00 3	VVV Venlo	: ADO Den Haag	3.05	3.70	2.00	1.70	1.18	1.28	1:0	1.70	4.00	3.50	3.5	1.50	2.25	1.44	2.50
17FG	Fri 20:00 3	Jong Ajax Amste..	: TOP Oss	1.70	3.90	3.90	1.18	1.16	1.90	0:1	2.70	3.80	2.00	3.5	1.55	2.10	1.46	2.45
17FH	Fri 20:00 3	SC Telstar	: FC Emmen	1.85	4.00	3.15	1.26	1.18	1.75	0:1	3.30	3.70	1.85	3.5	1.55	2.20	1.45	2.40

Regular season

Team	Matches played	Wins	Draws	Losses	Goals difference	Points		Home matches			Away matches		
								Wins (home matches)	Draws (home matches)	Losses (home matches)	Wins (away matches)	Draws (away matches)	Losses (away matches)
1st FC Volendam	37	26	4	7	42	82	W, W, L, W, W, ...	15	0	4	11	4	3
2nd Excelsior Rott...	37	22	8	7	37	74	W, W, W, W, W, ...	14	3	2	8	5	5
3rd SC Cambuur	37	21	5	11	20	68	W, W, D, W, L, ...	10	2	6	11	3	5
4th ADO Den Haag	37	19	10	8	17	67	L, D, W, D, D, ...	12	3	4	7	7	4
5th Dordrecht	37	19	8	10	20	65	L, W, L, W, W, ...	11	7	0	8	1	10
6th De Graafschap	37	18	8	11	20	62	W, L, W, L, W, ...	14	2	3	4	6	8
7th Telstar	37	16	10	11	19	58	L, W, W, D, D, ...	10	6	2	6	4	9
8th FC Emmen	37	17	5	15	6	56	W, L, L, L, W, ...	7	4	8	10	1	7
9th Den Bosch	37	15	10	12	7	55	W, D, D, L, D, ...	9	6	4	6	4	8
10th Jong AZ Alkm...	37	13	10	14	5	49	W, D, W, L, D, ...	5	6	7	8	4	7
11th Roda Kerkrade	37	13	10	14	-7	49	L, D, L, W, L, ...	9	5	4	4	5	10
12th Eindhoven	37	13	9	15	-7	48	L, W, L, W, D, ...	5	5	9	8	4	6
13th Helmond Sport	37	12	10	15	-5	46	L, L, D, L, D, ...	7	6	5	5	4	10
14th VVV-Venlo	37	11	8	18	-20	41	L, W, D, W, L, ...	5	5	8	6	3	10
15th MVV Maastric...	37	10	10	17	-6	40	W, L, W, L, L, ...	9	4	6	1	6	11
16th Oss	37	8	13	16	-30	37	D, L, W, L, W, ...	8	4	7	0	9	9
17th Jong Ajax	37	9	8	20	-15	35	L, W, L, D, L, ...	6	5	7	3	3	13
18th Jong PSV	37	7	6	24	-33	27	L, L, L, W, D, ...	3	3	12	4	3	12
19th Jong Utrecht	37	4	11	22	-49	23	W, L, L, L, D, ...	3	6	10	1	5	12
20th SBV Vitesse	37	10	11	16	-21	2	D, L, W, D, D, ...	6	5	7	4	6	9

Eredivisie, Netherlands				1 X 2			Double Chance			Handicap				Total			Both to Score	
No.	Date c	Home team	Away team	1	X	2	1X	12	X2		1	X	2		▼	▲	Yes	No
14AH	Fri 20:00	Willem II Tilburg	: Heracles Almelo	2.60	3.35	2.60	1.45	1.28	1.46	1:0	1.46	4.50	5.20	2.5	1.80	1.80	1.60	2.05
189E	Sat 16:30	RKC Waalwijk	: SC Heerenveen	3.35	3.70	2.00	1.75	1.24	1.28	1:0	1.75	4.20	3.35	2.5	2.30	1.50	1.48	2.45
1BFH	Sat 18:45	Fortuna Sittard	: NAC Breda	1.85	3.50	3.70	1.26	1.25	1.80	0:1	3.50	3.70	1.85	2.5	1.85	1.75	1.65	1.95
89G	Sat 21:00	Almere City FC	: Sparta Rotterda...	2.80	3.45	2.35	1.50	1.25	1.36	1:0	1.55	4.20	4.40	2.5	2.05	1.70	1.55	2.20
12GH	Sun 12:15	PEC Zwolle	: Go Ahead Eagles	2.65	3.70	2.35	1.50	1.24	1.40	1:0	1.50	4.40	4.50	2.5	2.30	1.50	1.46	2.45
14DH	Sun 14:30	Feyenoord	: PSV Eindhoven	2.55	3.70	2.35	1.50	1.20	1.45	1:0	1.55	4.50	4.30	3.5	1.70	1.95	1.38	2.85
14EH	Sun 14:30	FC Twente	: FC Utrecht	2.30	3.60	2.65	1.38	1.24	1.55	0:1	4.30	4.40	1.60	2.5	2.25	1.55	1.50	2.45
249B	Sun 16:45	AZ Alkmaar	: FC Groningen	1.55	4.10	5.30	1.09	1.16	2.25	0:1	2.55	3.50	2.35	2.5	1.90	1.75	1.75	1.90
249E	Sun 16:45	Ajax Amsterdam	: NEC Nijmegen	1.30	5.60	9.25	1.04	1.12	3.40	0:2	3.00	4.00	1.90	3.5	1.60	2.15	1.75	1.90

Regular season

Team	Matches played	Wins	Draws	Losses	Goals difference	Points		Wins (home matches)	Home matches Draws (home matches)	Losses (home matches)	Wins (away matches)	Away matches Draws (away matches)	Losses (away matches)
1st AFC Ajax	31	23	5	3	36	74	D, L, W, W, W, ...	12	3	0	11	2	3
2nd PSV Eindhove...	31	22	4	5	58	70	W, W, W, W, L, ...	12	3	1	10	1	4
3rd Feyenoord Ro...	31	19	8	4	39	65	W, W, W, W, W, ...	10	3	2	9	5	2
4th FC Utrecht	31	18	8	5	19	62	W, W, W, D, W, ...	9	2	5	9	6	0
5th FC Twente	31	14	9	8	14	51	W, L, D, D, L, ...	9	4	2	5	5	6
6th AZ Alkmaar	31	14	8	9	17	50	W, D, L, L, D, ...	7	3	5	7	5	4
7th Go Ahead Eag..	31	13	8	10	3	47	L, D, D, D, L, ...	9	4	3	4	4	7
8th sc Heerenveen	31	11	7	13	-14	40	W, W, L, W, L, ...	9	6	1	2	1	12
9th FC Groningen	31	10	8	13	-8	38	W, W, L, L, L, ...	8	5	3	2	3	10
10th Fortuna Sittard	31	10	6	15	-18	36	L, W, L, D, L, ...	7	0	8	3	6	7
11th Sparta Rotter...	31	8	11	12	-5	35	L, D, W, W, W, ...	4	6	6	4	5	6
12th Heracles Alme...	31	8	11	12	-18	35	L, L, W, D, W, ...	6	7	3	2	4	9
13th N.E.C. Nijmeg...	31	9	7	15	-2	34	D, L, W, L, D, ...	5	6	5	4	1	10
14th PEC Zwolle	31	8	10	13	-11	34	W, L, D, D, W, ...	6	3	6	2	7	7
15th NAC Breda	31	8	8	15	-20	32	L, D, D, L, D, ...	6	5	5	2	3	10
16th Willem II Tilbu...	31	6	7	18	-20	25	D, L, L, L, L, ...	3	3	9	3	4	9
17th Almere City	31	4	8	19	-38	20	D, L, L, D, W, ...	2	4	9	2	4	10
18th RKC Waalwijk	31	4	7	20	-32	19	L, L, L, D, D, ...	3	3	9	1	4	11

Tweede Divisie, Netherlands				1 X 2			Double Chance			Handicap				Total			Both to Score	
No.	Date c	Home team	Away team	1	X	2	1X	12	X2		1	X	2		▼	▲	Yes	No
24BF	Fri 19:30 3	Sparta Rotterda...	: Quick Boys	3.25	4.70	1.65	1.95	1.10	1.24	1:0	2.05	4.00	2.75	3.5	1.80	1.80	1.35	2.75

Regular season

Team	Matches played	Wins	Draws	Losses	Goals difference	Points		Wins (home matches)	Home matches Draws (home matches)	Losses (home matches)	Wins (away matches)	Away matches Draws (away matches)	Losses (away matches)
1st Quick Boys	31	23	4	4	44	73	W, W, W, L, W, ...	12	3	1	11	1	3
2nd Rijnsburgse B...	31	20	6	5	39	66	W, W, W, W, W, ...	12	1	2	8	5	3
3rd Amsterdamsc...	31	18	4	9	25	58	L, W, L, W, W, ...	10	4	1	8	0	8
4th VV Katwijk	31	17	7	7	15	58	W, L, W, L, D, ...	7	1	7	10	6	0
5th SV Spakenbu...	31	15	6	10	20	51	L, W, L, W, L, ...	9	3	3	6	3	7
6th GVVV	31	15	5	11	5	50	W, W, L, L, W, ...	8	3	5	7	2	6
7th Jong Almere ...	31	14	7	10	28	49	L, L, W, W, W, ...	7	3	6	7	4	4
8th BVV Barendre...	31	13	6	12	-2	45	W, L, W, L, L, ...	9	2	4	4	4	8
9th HHC Hardenb...	31	13	5	13	-3	44	L, W, D, D, L, ...	9	3	4	4	2	9
10th Koninklijke HFC	31	11	10	10	-2	43	W, W, L, W, L, ...	6	6	3	5	4	7
11th De Treffers	31	12	7	12	-8	43	L, L, W, D, L, ...	3	4	8	9	3	4
12th RKAV Volend...	31	12	5	14	-7	41	W, W, W, L, W, ...	7	3	6	5	2	8
13th Jong Sparta R...	31	12	1	18	-6	37	W, L, L, L, W, ...	5	1	9	7	0	9
14th ACV	31	10	6	15	-15	36	D, L, L, W, L, ...	5	2	9	5	4	6
15th VV Noordwijk	31	8	8	15	-7	32	L, L, W, W, D, ...	5	4	7	3	4	8
16th Excelsior Maas...	31	8	8	15	-19	32	D, W, D, W, L, ...	5	4	7	3	4	8
17th Scheveningen	31	4	3	24	-47	15	L, L, L, L, L, ...	2	2	12	2	1	12
18th ADO '20	31	3	4	24	-60	13	L, L, L, L, L, ...	1	2	12	2	2	12

Northern Ireland

Championship 1, Northern Ireland				1 X 2			Double Chance			Handicap				Total			Both to Score	
No.	Date c	Home team	Away team	1	X	2	1X	12	X2		1	X	2		▼	▲	Yes	No
2CG	Fri 20:45 3	Ballyclare Comra...	Queens Universi...	3.50	3.60	1.80	1.75	1.20	1.20	1:0	1.80	3.90	3.05	3.5	1.55	2.10	1.40	2.55

Premier League, Northern Ireland				1 X 2			Double Chance			Handicap				Total			Both to Score	
No.	Date c	Home team	Away team	1	X	2	1X	12	X2		1	X	2		▼	▲	Yes	No
23BH	Sun 15:00 3	Cliftonville	Coleraine	2.70	3.45	2.25	1.50	1.22	1.36	1:0	1.50	4.20	4.30	2.5	1.95	1.65	1.60	2.10

Norway

2. Division, Norway				1 X 2			Double Chance			Handicap				Total			Both to Score	
No.	Date c	Home team	Away team	1	X	2	1X	12	X2		1	X	2		▼	▲	Yes	No
2349	Sat 13:00 3	Pors Grenland	Vard Haugesund	2.80	3.60	2.15	1.55	1.20	1.32	1:0	1.55	4.10	4.20	2.5	2.10	1.55	1.50	2.20
234C	Sat 13:00 3	IL Sandviken	Notodden	2.30	3.70	2.55	1.42	1.20	1.48	0:1	4.40	4.40	1.50	2.5	2.15	1.50	1.46	2.35
2367	Sat 13:00 3	Sotra	Tønsberg FK	1.65	3.90	4.10	1.14	1.16	2.05	0:1	2.75	3.80	2.05	2.5	2.20	1.50	1.55	2.15

Regular season

Team	Matches played	Wins	Draws	Losses	Goals difference	Points		Wins (home matches)	Home matches	Losses (home matches)	Wins (away matches)	Away matches	Losses (away matches)
1st Notodden	5	3	2	0	4	11	W, W, D, D, W	2	1	0	1	1	0
2nd Brann II	5	3	0	2	1	9	L, W, L, W, W	2	0	0	1	0	2
3rd Sandviken	5	3	0	2	0	9	L, W, W, W, L	2	0	0	1	0	2
4th Sotra	5	2	2	1	5	8	D, L, W, W, D	1	0	1	1	2	0
5th Eik Tonsberg ...	5	2	2	1	3	8	W, D, W, D, L	1	2	0	1	0	1
6th Sandnes Ulf	5	2	2	1	2	8	D, L, W, D, W	2	1	0	0	1	1
7th Jerv	5	2	2	1	1	8	D, W, L, W, D	0	1	1	2	1	0
8th Arendal	5	1	4	0	1	7	D, W, D, D, D	1	2	0	0	2	0
9th Brattvag	5	2	0	3	-1	6	W, L, L, L, W	1	0	1	1	0	2
10th Pors	5	1	2	2	-1	5	L, W, L, D, D	1	1	0	0	1	2
11th Traeff	5	1	2	2	-1	5	D, L, W, D, L	1	0	1	0	2	1
12th Lysekloster	5	1	1	3	-2	4	L, L, W, L, D	1	1	1	0	0	2
13th Vard Haugesu...	5	1	1	3	-3	4	W, D, L, L, L	1	0	2	0	1	1
14th Floy-Flekkeroy	5	0	2	3	-9	2	D, L, L, L, D	0	2	1	0	0	2

3. Division, Norway				1 X 2			Double Chance			Handicap				Total			Both to Score	
No.	Date c	Home team	Away team	1	X	2	1X	12	X2		1	X	2		▼	▲	Yes	No
ADG	Fri 19:00 3	Djerv 1919	Torvastad	1.80	4.20	3.15	1.28	1.10	1.80	0:1	2.95	4.20	1.85	3.5	2.05	1.60	1.26	3.50
245C	Sat 13:00 3	Nardo	Tiller	1.25	5.90	6.90	1.03	1.05	3.30	0:2	2.60	4.00	2.00	4.5	1.60	2.05	1.26	3.00
238B	Sat 13:00 3	Ready	Lokomotiv Oslo	2.20	4.20	2.40	1.46	1.14	1.50	0:1	3.80	4.40	1.55	3.5	2.05	1.65	1.22	3.30
2369	Sat 14:00 3	Grei	Oppsal	2.20	4.20	2.40	1.46	1.14	1.50	0:1	4.00	4.50	1.55	3.5	1.95	1.65	1.25	3.30
45H	Sat 14:00 3	Staal Jørpeland	Madla	3.25	4.50	1.75	1.85	1.10	1.26	1:0	1.90	4.30	2.80	4.5	1.55	2.10	1.18	3.70
257A	Sat 15:00 3	Baerum	Gamle Oslo	2.30	4.10	2.40	1.46	1.12	1.50	0:1	4.00	4.70	1.50	3.5	2.20	1.50	1.18	3.60
25CG	Sat 15:00 3	Byåsen	Melhus	5.00	5.00	1.45	2.45	1.10	1.10	1:0	2.60	4.00	2.00	3.5	2.20	1.50	1.26	3.20
1257	Sat 15:00 3	Alta 2	Ulfstind	2.00	4.30	2.65	1.38	1.12	1.60					3.5	2.20	1.50	1.20	3.70
6BC	Sat 15:00 3	Hinna	Våg	1.46	5.00	4.50	1.10	1.10	2.35					4.5	1.65	1.95	1.22	3.45
235C	Sat 15:00 3	Drøbak/Frogn	Kvik Halden	4.40	4.80	1.50	2.25	1.10	1.15	1:0	2.35	3.80	2.35	3.5	1.95	1.65	1.30	3.00
258G	Sat 17:00 3	Os	Lyngbø	1.60	4.50	3.80	1.18	1.10	2.10	0:1	2.45	4.20	2.10	4.5	1.55	2.15	1.24	3.60

Regular season

Team	Matches played	Wins	Draws	Losses	Goals difference	Points		Wins (home matches)	Home matches	Losses (home matches)	Wins (away matches)	Away matches	Losses (away matches)
1st Vidar	6	5	0	1	13	15	W, L, W, W, W, ...	3	0	0	2	0	1
2nd Madla	5	3	2	0	7	11	W, W, W, D, D	2	1	0	1	1	0
3rd Viking II	5	3	1	1	7	10	W, W, L, W, D	3	0	0	0	1	1
4th Vindbjart	5	3	1	1	3	10	W, L, W, W, D	2	1	0	1	0	1
5th Torvastad	5	3	1	1	-1	10	W, L, W, D, W	3	0	0	0	1	1
6th Hinna Fotball	5	3	0	2	9	9	W, W, L, W, L	2	0	0	1	0	2
7th Djerv 1919	5	2	0	3	1	6	L, W, W, L, L	1	0	2	1	0	1
8th Brodd	5	2	0	3	-3	6	L, W, L, L, W	2	0	0	0	0	3
9th Sandnes Ulf II	5	2	0	3	-7	6	W, L, L, L, W	1	0	1	1	0	2
10th Sola	6	2	0	4	-15	6	L, L, W, L, L, ...	1	0	2	1	0	2
11th Stord	5	1	2	2	-3	5	W, L, L, D, D	0	1	1	1	1	1
12th Staal Jørpeland	5	1	1	3	-3	4	L, L, W, D, L	0	1	1	1	0	2
13th Vag FK	5	1	0	4	-2	3	L, L, L, W, L	1	0	1	0	0	3
14th Haugesund II	5	1	0	4	-6	3	L, L, W, L, L	1	0	2	0	0	2

Eliteserien, Norway				1 X 2			Double Chance			Handicap				Total			Both to Score	
No.	Date c	Home team	Away team	1	X	2	1X	12	X2		1	X	2		▼	▲	Yes	No
128D	Sun 14:30	Brann	: Rosenberg	2.05	3.60	3.00	1.34	1.22	1.55	0:1	3.80	4.10	1.65	2.5	2.20	1.55	1.48	2.40
168B	Sun 17:00	Bryne	: Molde	3.50	3.50	1.95	1.75	1.20	1.24	1:0	1.85	3.70	3.60	2.5	1.85	1.85	1.70	1.95
168C	Sun 17:00	KFUM-Kamerate...	: Tromso	2.35	3.10	2.90	1.30	1.28	1.48	0:1	5.30	3.80	1.55	2.5	1.55	2.25	1.95	1.75
168D	Sun 17:00	Kristiansund KBK	: Fredrikstad	2.70	3.25	2.45	1.46	1.25	1.36	1:0	1.50	4.20	5.20	2.5	1.70	1.95	1.70	1.95
168E	Sun 17:00	Sarpsborg 08	: HamKam	1.50	4.30	5.40	1.12	1.16	2.30	0:1	2.35	3.70	2.40	2.5	2.20	1.50	1.60	2.15
168F	Sun 17:00	Sandefjord	: Valerenga	2.25	3.45	2.70	1.38	1.24	1.50	0:1	4.30	4.20	1.55	2.5	2.05	1.65	1.50	2.35
178H	Sun 19:15	Haugesund	: Viking	5.40	4.50	1.50	2.35	1.16	1.10	1:0	2.55	3.80	2.25	3.5	1.65	2.10	1.50	2.35

Regular season

Team	Matches played	Wins	Draws	Losses	Goals difference	Points		Wins (home matches)	Home matches Draws (home matches)	Losses (home matches)	Wins (away matches)	Away matches Draws (away matches)	Losses (away matches)
1st Brann	6	5	0	1	4	15	W, W, W, W, W, ...	3	0	0	2	0	1
2nd Viking	7	4	2	1	9	14	D, W, D, W, W, ...	3	2	0	1	0	1
3rd Rosenberg	6	4	2	0	7	14	W, D, D, W, W, ...	2	2	0	2	0	0
4th Bodo/Glimt	4	3	1	0	7	10	W, D, W, W, ...	2	0	0	1	1	0
5th Fredrikstad	5	3	1	1	6	10	D, W, W, L, W, ...	3	0	0	0	1	1
6th Kristiansund	7	3	1	3	-2	10	W, D, L, W, L, ...	1	0	1	2	1	2
7th Sandefjord	5	3	0	2	2	9	W, W, L, W, L, ...	2	0	0	1	0	2
8th Sarpsborg 08	5	2	2	1	3	8	D, L, W, D, W, ...	0	1	1	2	1	0
9th Valerenga	6	2	1	3	-2	7	L, W, L, L, D, ...	1	0	2	1	1	1
10th Stromsgodset	6	2	0	4	2	6	L, W, L, L, W, ...	0	0	3	2	0	1
11th Molde	5	1	2	2	-4	5	W, D, D, L, L, ...	1	1	1	0	1	1
12th Tromso	5	1	1	3	-3	4	L, D, L, L, W, ...	1	0	2	0	1	1
13th KFUM Oslo	5	1	1	3	-5	4	D, L, L, L, W, ...	1	0	1	0	1	2
14th HamKam	5	1	1	3	-7	4	D, L, L, L, W, ...	1	1	1	0	0	2
15th Bryne	5	1	0	4	-4	3	L, L, W, L, L, ...	1	0	1	0	0	3
16th Haugesund	6	0	1	5	-13	1	L, L, D, L, L, ...	0	1	1	0	0	4

OBOS-Ligaen, Norway				1 X 2			Double Chance			Handicap				Total			Both to Score	
No.	Date c	Home team	Away team	1	X	2	1X	12	X2		1	X	2		▼	▲	Yes	No
16BE	Sun 17:00 3	Hodd	: Sogndal	2.70	3.50	2.25	1.46	1.25	1.38	1:0	1.55	4.00	4.60	2.5	1.85	1.75	1.60	2.10
1BDF	Sun 17:00 3	Moss	: Lyn	2.25	3.45	2.80	1.34	1.20	1.50	0:1	4.40	4.10	1.55	2.5	2.05	1.60	1.50	2.25
1BFG	Sun 17:00 3	Mjondalen	: Ranheim	2.85	3.50	2.15	1.55	1.22	1.32	1:0	1.60	3.90	3.90	2.5	2.00	1.60	1.55	2.20
1CEH	Sun 17:00 3	Raufoss	: IK Start	2.70	3.20	2.40	1.44	1.22	1.36	1:0	1.50	4.10	4.70	2.5	1.75	1.80	1.65	1.95
267G	Mon 19:00 3	Skeid Fotball	: Lillestrom	6.80	4.50	1.40	2.65	1.16	1.06	1:0	2.75	3.60	2.10	2.5	2.10	1.55	1.75	1.95
26AF	Mon 19:00 3	Kongsvinger	: Odd Grenland	1.65	3.90	3.90	1.18	1.20	1.95	0:1	2.90	3.60	2.00	2.5	2.10	1.50	1.55	2.15
278C	Mon 19:00 3	Asane Fotball	: Stabaek	2.85	3.60	2.15	1.55	1.20	1.32	1:0	1.60	4.20	3.90	2.5	2.30	1.45	1.42	2.55

Regular season

Team	Matches played	Wins	Draws	Losses	Goals difference	Points		Wins (home matches)	Home matches Draws (home matches)	Losses (home matches)	Wins (away matches)	Away matches Draws (away matches)	Losses (away matches)
1st Lillestrom	5	4	1	0	8	13	W, W, W, W, D	2	0	0	2	1	0
2nd Egersund	5	4	1	0	5	13	D, W, W, W, W	2	0	0	2	1	0
3rd Kongsvinger	5	3	1	1	10	10	L, W, W, W, D	1	1	0	2	0	1
4th Aalesund	5	2	3	0	3	9	W, D, D, W, D	1	2	0	1	1	0
5th Start	5	3	0	2	2	9	L, W, L, W, W	1	0	2	2	0	0
6th Sogndal	5	3	0	2	1	9	W, W, W, L, L	2	0	1	1	0	1
7th Odd	5	2	1	2	0	7	D, L, W, L, W	2	1	0	0	0	2
8th Raufoss	5	2	1	2	-1	7	L, L, W, D, W	2	0	1	0	1	1
9th Hodd	5	2	1	2	-1	7	W, L, W, L, D	0	0	2	2	1	0
10th Stabaek	5	2	1	2	-3	7	W, L, L, W, D	1	1	1	1	0	1
11th Ranheim	5	2	0	3	-4	6	W, W, L, L, L	1	0	2	1	0	1
12th Moss	5	2	0	3	-6	6	L, W, L, W, L	2	0	0	0	0	3
13th Asane	5	1	2	2	-2	5	W, D, L, L, D	0	1	1	1	1	1
14th Lyn	5	1	0	4	-1	3	L, L, L, L, W	0	0	3	1	0	1
15th Mjondalen	5	0	2	3	-3	2	L, L, D, D, L	0	1	1	0	1	2
16th Skeid	5	0	0	5	-8	0	L, L, L, L, L	0	0	2	0	0	3

Panama

LPF, Panama				1 X 2			Double Chance			Handicap				Total			Both to Score	
No.	Date c	Home team	Away team	1	X	2	1X	12	X2		1	X	2		▼	▲	Yes	No
2689	Sat 23:00 3	Umecit Fc	: Ca Independient...	2.60	3.05	2.50	1.36	1.28	1.38	1:0	1.44	4.00	5.80	2.5	1.45	2.40	1.95	1.70
269G	Sat 23:00 3	San Francisco	: CD Universitario	2.25	2.95	2.90	1.25	1.26	1.48	0:1	5.20	3.70	1.50	1.5	2.45	1.42	2.05	1.60
26EG	Sat 23:00 3	Herrera FC	: Veraguas CD	1.95	3.20	3.30	1.26	1.25	1.60	0:1	3.90	3.70	1.70	2.5	1.65	2.00	1.75	1.80
1269	Sun 03:00 3	Potros Del Este Fc	: Tauro	3.60	3.20	1.85	1.70	1.24	1.20	1:0	1.75	3.50	3.70	2.5	1.50	2.10	1.95	1.65
29DG	Sun 03:00 3	Deportivo San M...	: Plaza Amador	2.55	2.80	2.65	1.34	1.32	1.36	0:1	5.80	4.00	1.40	1.5	2.40	1.42	2.05	1.60
234E	Sun 03:00 3	Alianza FC	: Árabe Unido	2.80	2.95	2.45	1.42	1.26	1.36	1:0	1.45	4.00	5.40	1.5	2.35	1.46	2.05	1.60

East

Team	Matches played	Wins	Draws	Losses	Goals difference	Points		Wins (home matches)	Home matches Draws (home matches)	Losses (home matches)	Wins (away matches)	Away matches Draws (away matches)	Losses (away matches)
1st Plaza Amador	15	8	4	3	6	28	W, W, L, D, W, ...	4	2	2	4	2	1
2nd San Miguelito	15	7	4	4	2	25	W, D, W, W, D, ...	4	2	1	3	2	3
3rd Tauro	15	5	4	6	5	19	W, L, W, L, W, ...	3	2	2	2	2	4
4th Arabe Unido	15	5	4	6	1	19	L, L, L, W, L, ...	3	2	3	2	2	3
5th Alianza (PAN)	15	3	6	6	-6	15	L, W, L, D, W, ...	1	2	4	2	4	2
6th Potros del Est...	15	3	6	6	-7	15	L, D, W, L, L, ...	1	4	2	2	2	4

West

Team	Matches played	Wins	Draws	Losses	Goals difference	Points		Wins (home matches)	Home matches Draws (home matches)	Losses (home matches)	Wins (away matches)	Away matches Draws (away matches)	Losses (away matches)
1st CD Universitar...	15	7	7	1	10	28	D, D, W, W, W, ...	4	4	0	3	3	1
2nd Independiente	15	6	5	4	5	23	W, D, L, L, W, ...	4	3	1	2	2	3
3rd Deportivo Cap...	15	5	5	5	2	20	L, D, D, W, L, ...	1	3	3	4	2	2
4th Veraguas	15	5	4	6	-8	19	D, W, W, L, L, ...	4	2	3	1	2	3
5th UMECIT	15	4	5	6	-3	17	W, L, L, L, D, ...	3	2	2	1	3	4
6th Herrera	15	2	6	7	-7	12	L, D, D, W, L, ...	2	2	3	0	4	4

Paraguay

Division Intermedia, Paraguay				1 X 2			Double Chance			Handicap				Total			Both to Score	
No.	Date c	Home team	Away team	1	X	2	1X	12	X2		1	X	2		▼	▲	Yes	No
18BF	Fri 20:30 3	Rubio Nu	: 12 De Junio De V...	1.70	3.25	4.20	1.10	1.18	1.90	0:1	3.30	3.20	1.95	1.5	2.40	1.42	2.20	1.50
9CE	Sat 00:30 3	River Plate Asun...	: Deportivo Capiata	3.40	3.15	1.95	1.60	1.28	1.18	1:0	1.65	3.50	4.10	2.5	1.50	2.25	1.95	1.65

Regular season

Team	Matches played	Wins	Draws	Losses	Goals difference	Points		Wins (home matches)	Home matches Draws (home matches)	Losses (home matches)	Wins (away matches)	Away matches Draws (away matches)	Losses (away matches)
1st Sportivo San ...	7	3	2	2	2	11	W, L, W, D, L, ...	3	0	1	0	2	1
2nd Guairana FC	7	3	2	2	2	11	D, D, W, W, W, ...	2	1	1	1	1	1
3rd Deportivo Cap...	6	3	1	2	4	10	D, L, L, W, W, ...	1	1	1	2	0	1
4th Sportivo Cara...	7	2	4	1	2	10	D, W, D, L, D, ...	2	2	0	0	2	1
5th Rubio Nu	6	2	4	0	2	10	D, D, D, W, W, ...	1	1	0	1	3	0
6th Tacuary	6	3	1	2	-1	10	L, W, W, L, D, ...	2	0	1	1	1	1
7th Independient...	6	2	3	1	2	9	D, D, D, W, L, ...	2	2	0	0	1	1
8th Pastoreo FC	6	2	2	2	1	8	D, W, D, W, L, ...	2	0	0	0	2	2
9th 12 De Junio	6	2	2	2	0	8	D, W, L, D, W, ...	1	1	1	1	1	1
10th Fernando de ...	6	2	2	2	0	8	W, L, L, D, W, ...	2	0	1	0	2	1
11th Resistencia	6	1	4	1	0	7	D, W, D, D, L, ...	1	2	0	0	2	1
12th Guaraní de Fr...	7	0	6	1	-1	6	L, D, D, D, D, ...	0	3	0	0	3	1
13th Deportivo San...	6	1	3	2	-1	6	L, L, W, D, D, ...	0	2	1	1	1	1
14th Sol de America	6	1	3	2	-3	6	D, L, W, L, D, ...	1	3	0	0	0	2
15th Encarnacion	6	1	2	3	-3	5	W, L, D, L, D, ...	1	2	0	0	0	3
16th River Plate (P...	6	0	3	3	-6	3	D, L, D, L, D, ...	0	2	0	0	1	3

Peru

Primera División, Peru				1 X 2			Double Chance			Handicap				Total			Both to Score	
No.	Date c	Home team	Away team	1	X	2	1X	12	X2		1	X	2		▼	▲	Yes	No
237	Fri 22:30 3	Comerciantes Un..	: Binacional	1.80	3.30	4.20	1.20	1.26	1.80	0:1	3.25	3.70	1.85	2.5	1.90	1.70	1.65	2.00
269C	Sat 19:00 3	Ayacucho FC	: Sporting Cristal	3.50	3.45	1.85	1.70	1.20	1.20	1:0	1.80	3.60	3.50	2.5	1.95	1.65	1.60	2.10
17BG	Sat 22:30 3	Atletico Grau de...	: Alianza Lima	4.20	3.30	1.80	1.85	1.28	1.16	1:0	1.95	3.45	3.45	2.5	1.55	2.05	1.95	1.70
1BC	Sun 04:00 3	Cienciano	: FBC Melgar	2.85	3.15	2.30	1.48	1.25	1.30	1:0	1.50	4.00	4.70	2.5	1.70	1.90	1.70	1.95
178B	Sun 20:00 3	CD Los Chankas	: Fc Cajamarca	1.90	3.30	3.70	1.20	1.26	1.75	0:1	3.50	3.60	1.85	2.5	1.75	1.85	1.75	1.85
8AC	Sun 22:15 3	ADT Tarma	: Juan Pablo II	1.28	5.40	9.00	1.02	1.08	3.40	0:1	1.75	3.70	3.45	2.5	2.20	1.55	1.90	1.70
56H	Mon 00:30 3	Deportivo Garcil...	: Cusco	2.25	3.20	2.95	1.30	1.28	1.50	0:1	4.20	4.00	1.55	2.5	1.85	1.70	1.60	2.05
27AG	Mon 01:30 3	Universitario De...	: Alianza Atletico ...	1.46	4.10	6.50	1.05	1.16	2.45	0:1	2.30	3.45	2.60	2.5	1.70	1.85	2.00	1.65
234A	Mon 22:30 3	CSD Alianza Univ...	: Sport Huancayo	2.25	3.25	2.85	1.32	1.24	1.50	0:1	4.40	4.00	1.55	2.5	1.75	1.80	1.65	2.05

Opening

Team	Matches played	Wins	Draws	Losses	Goals difference	Points		Wins (home matches)	Draws (home matches)	Losses (home matches)	Wins (away matches)	Draws (away matches)	Losses (away matches)
1st Universitario	10	7	2	1	18	23	L, W, W, W, D, ...	5	0	0	2	2	1
2nd Deportivo Gar...	11	6	2	3	9	20	L, L, W, L, W, ...	3	0	2	3	2	1
3rd FBC Melgar	10	6	2	2	7	20	D, D, L, L, W, ...	4	1	1	2	1	1
4th Sport Huanca...	11	6	1	4	3	19	W, L, W, W, L, ...	4	0	2	2	1	2
5th Alianza Lima	10	6	1	3	3	19	L, W, W, D, L, ...	4	1	1	2	0	2
6th ADT	11	5	3	3	0	18	L, W, W, D, L, ...	3	2	0	2	1	3
7th Alianza Atletico	10	5	1	4	5	16	W, W, W, L, L, ...	4	0	1	1	1	3
8th Cusco	10	5	1	4	4	16	W, L, W, L, W, ...	3	1	1	2	0	3
9th Sporting Cristal	10	5	1	4	3	16	W, L, W, L, W, ...	4	0	1	1	1	3
10th Sport Boys	11	4	4	3	1	16	W, D, D, W, D, ...	3	2	1	1	2	2
11th Cienciano	10	3	4	3	0	13	L, W, W, D, L, ...	2	1	2	1	3	1
12th Los Chankas	10	2	5	3	-1	11	W, D, L, L, D, ...	1	3	1	1	2	2
13th Binacional	10	3	2	5	-5	11	L, W, L, D, D, ...	1	1	3	2	1	2
14th UTC Cajamarca	10	3	2	5	-11	11	W, L, L, W, W, ...	2	1	2	1	1	3
15th Grau	9	2	4	3	-4	10	L, D, D, D, D, ...	2	2	0	0	2	3
16th Juan Pablo II	9	2	1	6	-5	7	D, L, W, L, W, ...	2	1	1	0	0	5
17th Comerciantes...	9	1	4	4	-6	7	D, L, L, W, D, ...	0	3	1	1	1	3
18th Ayacucho	11	1	3	7	-10	6	D, L, L, L, D, ...	1	1	3	0	2	4
19th Alianza Univer...	10	1	3	6	-11	6	L, D, W, L, L, ...	0	3	2	1	0	4

Poland

1 Liga, Poland				1 X 2			Double Chance			Handicap				Total			Both to Score	
No.	Date c	Home team	Away team	1	X	2	1X	12	X2		1	X	2		▼	▲	Yes	No
14B	Fri 18:00 3	ZKS Stal Stalowa...	: Znicz Pruszkow	1.60	3.70	4.80	1.12	1.20	2.00	0:1	2.80	3.60	2.05	2.5	1.80	1.80	1.80	1.85
348	Fri 20:30 3	Tychy 71	: Wisla Krakow	3.60	3.60	1.85	1.80	1.18	1.20	1:0	1.75	3.80	3.30	2.5	2.05	1.60	1.55	2.15
168H	Sat 14:30 3	Stal Rzeszow	: Polonia Warszawa	3.05	3.40	2.05	1.60	1.24	1.26	1:0	1.60	4.30	3.60	2.5	2.20	1.48	1.44	2.45
267F	Sat 17:30 3	Pogon Siedlce	: Miedz Legnica	3.70	3.60	1.80	1.75	1.22	1.22	1:0	1.80	3.60	3.40	2.5	1.85	1.75	1.70	1.95
148D	Sat 19:30 3	Ruch Chorzow	: LKS Lodz	2.10	3.30	3.15	1.26	1.24	1.60	0:1	3.90	3.90	1.65	2.5	1.75	1.85	1.65	2.00
1BCG	Sun 12:00 3	Chrobry Glogow	: Warta Poznan	2.05	3.05	3.45	1.22	1.28	1.60	0:1	4.20	3.80	1.60	2.5	1.50	2.20	1.85	1.75
BEG	Sun 14:30 3	Termalica BB Nie...	: Gornik Leczna	1.60	3.70	5.00	1.12	1.18	2.05	0:1	2.60	3.60	2.20	2.5	1.90	1.70	1.75	1.90
CDE	Sun 17:00 3	Odra Opole	: Kotwica Kolobrze..	1.85	3.30	3.90	1.18	1.25	1.75	0:1	3.50	3.40	1.80	2.5	1.60	2.05	1.85	1.75
18AC	Mon 19:00 3	Wisla Plock	: Arka Gdynia	2.65	3.20	2.45	1.45	1.26	1.36	0:1	5.20	4.40	1.42	2.5	1.70	1.90	1.70	1.95

Regular season

Team	Matches played	Wins	Draws	Losses	Goals difference	Points		Wins (home matches)	Draws (home matches)	Losses (home matches)	Wins (away matches)	Draws (away matches)	Losses (away matches)
1st Arka Gdynia	31	20	8	3	37	68	W, D, W, D, W, ...	11	4	1	9	4	2
2nd Bruk-Bet Term.	31	18	8	5	25	62	L, D, W, L, W, ...	8	5	2	10	3	3
3rd Wisla Plock	31	16	9	6	18	57	W, L, D, W, W, ...	9	4	2	7	5	4
4th Miedz Legnica	31	16	8	7	18	56	W, D, W, D, W, ...	9	3	4	7	5	3
5th Wisla Krakow	31	15	8	8	21	53	L, D, W, W, W, ...	8	5	3	7	3	5
6th Polonia Warsz...	31	15	7	9	9	52	L, D, D, W, W, ...	9	2	5	6	5	4
7th Gornik Leczna	31	13	10	8	12	49	L, D, W, W, W, ...	7	4	5	6	6	3
8th GKS Tychy	31	12	13	6	11	49	D, D, W, W, W, ...	5	7	3	7	6	3
9th Ruch Chorzow	31	13	7	11	6	46	W, W, W, L, L, ...	6	4	5	7	3	6
10th Znicz Pruszkow	31	11	10	10	1	43	D, W, L, L, W, ...	6	4	6	5	6	4
11th LKS Lodz	31	11	8	12	7	41	W, W, L, L, L, ...	5	3	8	6	5	4
12th Stal Rzeszow	31	9	8	14	-11	35	L, L, L, D, L, ...	6	3	6	3	5	8
13th Kotwica Kolob..	31	6	10	15	-23	28	W, W, L, D, L, ...	3	7	6	3	3	9
14th Odra Opole	31	6	9	16	-29	27	L, D, W, L, L, ...	3	4	8	3	5	8
15th Chrobry Glogo..	31	6	8	17	-25	26	L, D, L, D, L, ...	4	6	5	2	2	12
16th Pogon Siedlce	31	5	8	18	-19	23	W, D, L, W, L, ...	2	6	7	3	2	11
17th Stal Stalowa W.	31	4	11	16	-25	23	W, L, D, W, L, ...	1	6	8	3	5	8
18th Warta Poznan	31	5	6	20	-33	21	L, L, L, L, L, ...	3	1	12	2	5	8

2 Liga, Poland				1 X 2			Double Chance			Handicap				Total			Both to Score	
No.	Date c	Home team	Away team	1	X	2	1X	12	X2		1	X	2		▼	▲	Yes	No
6DH	Fri 18:00 3	Skra Czestochow..	Zaglebie Sosnow...	3.10	3.40	2.15	1.55	1.26	1.28	1:0	1.60	4.00	4.20	2.5	1.80	1.75	1.65	2.00
1DFH	Sat 11:00 3	Podbeskidzie Bie...	Resovia Rzeszów	1.90	3.35	3.50	1.24	1.24	1.75	0:1	3.50	3.70	1.70	2.5	1.90	1.70	1.65	2.05
45E	Sat 12:00 3	Wisla Pulawy	Chojniczanka Ch...	3.50	3.50	1.90	1.75	1.18	1.22	1:0	1.80	3.80	3.45	2.5	1.85	1.75	1.70	2.00
1BGH	Sat 15:00 3	Pogon Grodzisk ...	Zaglebie Lubin II	1.60	4.00	4.80	1.12	1.18	2.15	0:1	2.45	3.80	2.25	3.5	1.48	2.25	1.55	2.15
178D	Sat 17:00 3	Olimpia Elblag	LKS Lodz II	3.40	3.50	1.95	1.65	1.25	1.25	1:0	1.65	3.80	3.70	2.5	1.80	1.75	1.60	2.05
1CDF	Sat 17:00 3	GKS Jastrzebie	Rekord Bielsko-B..	2.30	3.40	2.80	1.36	1.26	1.50	0:1	4.30	4.10	1.55	2.5	2.00	1.65	1.55	2.15
1BDH	Sat 17:30 3	OKS Swit Skolwin	Olimpia Grudziadz	2.35	3.30	2.70	1.36	1.25	1.48	0:1	4.40	4.10	1.50	2.5	2.00	1.60	1.60	2.25
245A	Sun 16:00 3	Hutnik Nowa Huta	KKS 1925 Kalisz	2.15	3.30	2.95	1.30	1.24	1.55	0:1	4.40	3.90	1.55	2.5	1.80	1.80	1.70	2.00
19BH	Sun 19:30 3	Polonia Bytom	KS Wieczysta Kra..	2.50	3.30	2.45	1.46	1.22	1.40	1:0	1.50	4.20	4.50	2.5	2.05	1.55	1.50	2.25

Regular season

Team	Matches played	Wins	Draws	Losses	Goals difference	Points		Wins (home matches)	Draws (home matches)	Losses (home matches)	Wins (away matches)	Draws (away matches)	Losses (away matches)
1st Pogon Grodzi...	29	20	5	4	30	65	L, D, L, W, L, ...	10	3	1	10	2	3
2nd BS Polonia By...	29	20	4	5	33	64	W, W, L, W, D, ...	13	0	1	7	4	4
3rd Wieczysta Kra...	29	18	4	7	36	58	L, L, D, W, L, ...	9	3	3	9	1	4
4th Chojniczanka	29	16	6	7	15	54	W, D, W, D, W, ...	11	2	2	5	4	5
5th Hutnik Krakow	29	12	7	10	-11	43	L, W, W, D, L, ...	8	3	3	4	4	7
6th Podbeskidzie ...	29	11	8	10	2	41	W, W, D, D, W, ...	6	4	4	5	4	6
7th Swit Szczecin	29	11	8	10	0	41	W, D, D, L, W, ...	6	4	4	5	4	6
8th Zaglebie Sosn...	29	11	7	11	-2	40	L, L, D, L, W, ...	7	3	5	4	4	6
9th Resovia Rzesz...	29	11	6	12	-2	39	W, W, L, W, D, ...	5	5	5	6	1	7
10th KKS 1925 Kal...	29	11	5	13	-7	38	L, W, L, L, L, ...	5	2	7	6	3	6
11th LKS II Lodz	29	10	7	12	-8	37	W, L, W, L, D, ...	5	4	6	5	3	6
12th Olimpia Grudz...	29	10	6	13	-3	36	W, L, W, D, W, ...	7	2	6	3	4	7
13th Wisla Pulawy	29	11	2	16	-20	33	W, L, W, W, L, ...	6	1	7	5	1	9
14th Rekord Bielsko..	29	7	11	11	-5	32	L, D, W, D, D, ...	2	6	7	5	5	4
15th Zaglebie II Lu...	29	8	7	14	-1	31	W, L, W, W, D, ...	7	3	5	1	4	9
16th GKS Jastrzebie	29	8	5	16	-3	29	L, W, L, L, W, ...	4	3	8	4	2	8
17th Skra Czestoch...	29	9	2	18	-24	21	L, W, L, L, L, ...	8	1	5	1	1	13
18th Olimpia Elblag	29	4	6	19	-30	18	L, L, L, D, L, ...	3	4	7	1	2	12

Ekstraklasa, Poland				1 X 2			Double Chance			Handicap				Total			Both to Score	
No.	Date c	Home team	Away team	1	X	2	1X	12	X2		1	X	2		▼	▲	Yes	No
13	Fri 18:00	Motor Lublin	Piast Gliwice	2.50	3.05	2.75	1.38	1.28	1.40	0:1	5.30	4.30	1.45	2.5	1.60	2.10	1.80	1.85
28A	Fri 20:30	Gornik Zabrze	Slask Wroclaw	2.35	3.50	2.65	1.42	1.24	1.50	0:1	4.50	4.20	1.55	2.5	2.15	1.55	1.50	2.30
8D	Sat 14:45	Radomiac Radom	Pogon Szczecin	2.90	3.50	2.15	1.55	1.24	1.34	1:0	1.60	4.10	4.00	2.5	1.90	1.70	1.60	2.20
13CH	Sat 17:30	Zaglebie Lubin	Widzew Lodz	2.20	3.30	3.10	1.30	1.24	1.60	0:1	4.00	4.00	1.60	2.5	1.95	1.75	1.60	2.10
1345	Sat 20:15	Rakow Czestoch...	Jagiellonia Bialys..	1.75	3.60	4.10	1.15	1.22	1.90	0:1	3.05	3.70	1.95	2.5	1.90	1.80	1.70	1.95
128G	Sun 12:15	Lechia Gdansk	Korona Kielce	1.95	3.40	3.50	1.20	1.26	1.70	0:1	3.70	3.80	1.75	2.5	1.90	1.75	1.65	2.05
346	Sun 14:45	GKS Katowice	Cracovia	2.15	3.45	3.00	1.32	1.28	1.55	0:1	3.90	4.20	1.60	2.5	2.05	1.70	1.50	2.20
169B	Sun 17:30	Legia Warszawa	Lech Poznan	2.40	3.50	2.60	1.42	1.22	1.45	0:1	4.70	4.30	1.50	2.5	2.20	1.55	1.50	2.40
159H	Mon 19:00	Puszcza Niepolom.	Stal Mielec	2.55	3.30	2.60	1.42	1.28	1.42	0:1	5.10	4.40	1.48	2.5	1.90	1.80	1.65	2.10

Regular season

Team	Matches played	Wins	Draws	Losses	Goals difference	Points		Wins (home matches)	Home matches Draws (home matches)	Losses (home matches)	Wins (away matches)	Away matches Draws (away matches)	Losses (away matches)
1st Rakow Czeszo...	31	19	8	4	28	65	W, W, L, W, D, ...	9	3	3	10	5	1
2nd Lech Poznan	31	20	3	8	35	63	W, D, W, W, W, ...	14	0	2	6	3	6
3rd Jagiellonia	31	16	8	7	13	56	D, L, L, W, D, ...	9	5	2	7	3	5
4th Pogon Szczec...	30	16	5	9	18	53	W, W, L, W, D, ...	12	1	2	4	4	7
5th Legia Warszaw...	30	14	8	8	16	50	W, W, L, W, D, ...	9	3	3	5	5	5
6th Cracovia	31	12	9	10	3	45	L, W, L, L, D, ...	4	6	6	8	3	4
7th Gornik Zabrze	31	12	7	12	4	43	D, D, D, L, L, ...	7	3	5	5	4	7
8th Motor Lublin	30	12	7	11	-7	43	L, W, L, D, W, ...	6	4	5	6	3	6
9th Korona Kielce	31	11	10	10	-7	43	W, W, D, W, L, ...	8	2	6	3	8	4
10th GKS Katowice	31	12	6	13	0	42	L, L, W, W, L, ...	7	4	4	5	2	9
11th Piast Gliwice	31	9	12	10	-3	39	D, L, D, W, D, ...	4	8	4	5	4	6
12th Widzew Lodz	30	10	7	13	-9	37	D, L, L, W, W, ...	7	2	6	3	5	7
13th Radomiak Rad...	31	10	7	14	-5	37	D, D, L, L, L, ...	5	5	5	5	2	9
14th Lechia Gdansk	31	9	6	16	-15	33	W, W, L, W, L, ...	6	2	7	3	4	9
15th KGHM Zagleb...	31	9	6	16	-17	33	L, D, W, W, W, ...	5	3	7	4	3	9
16th Slask Wroclaw	31	6	10	15	-13	28	W, L, L, W, D, ...	4	6	6	2	4	9
17th Puszcza Niepo...	31	6	9	16	-23	27	L, L, D, L, D, ...	4	6	5	2	3	11
18th PGE FKS Stal ...	31	6	8	17	-18	26	L, D, D, L, D, ...	5	5	6	1	3	11

Portugal

Liga 3, Portugal				1 X 2			Double Chance			Handicap				Total			Both to Score	
No.	Date c	Home team	Away team	1	X	2	1X	12	X2		1	X	2		▼	▲	Yes	No
12DG	Sat 12:00 3	SU 1 Dezembro	: Varzim	3.35	3.25	1.95	1.65	1.25	1.20	1:0	1.65	3.70	3.90	2.5	1.60	2.05	1.75	1.85
23AD	Sat 15:30 3	Lusitania de Lou...	: Atletico CP Lisbon	1.80	3.35	3.70	1.16	1.25	1.80	0:1	3.35	3.60	1.85	2.5	1.65	1.90	1.75	1.80
28CH	Sat 17:00 3	Fafe	: Sporting Clube d...	1.85	3.35	3.70	1.20	1.20	1.75	0:1	3.50	3.60	1.80	2.5	1.65	1.95	1.75	1.80
28CG	Sat 17:30 3	Amarante	: CF OS Belenenses	3.10	3.10	2.10	1.50	1.26	1.32	1:0	1.55	3.80	4.50	2.5	1.60	2.05	1.75	1.80

Promotion Group

Team	Matches played	Wins	Draws	Losses	Goals difference	Points		Wins (home matches)	Home matches Draws (home matches)	Losses (home matches)	Wins (away matches)	Away matches Draws (away matches)	Losses (away matches)
1st Lusitania FC L...	12	8	2	2	5	26	W, D, W, L, W, ...	6	0	0	2	2	2
2nd Sporting II	12	5	5	2	5	20	W, D, D, W, L, ...	4	1	1	1	4	1
3rd Os Belenenses	12	4	6	2	3	18	W, D, D, W, D, ...	2	4	0	2	2	2
4th Varzim	12	4	3	5	2	15	L, D, W, W, L, ...	3	2	1	1	1	4
5th Fafe	12	4	2	6	-2	14	L, W, L, D, L, ...	3	1	2	1	1	4
6th Atletico CP	12	3	4	5	-1	13	W, L, L, L, D, ...	2	3	1	1	1	4
7th Amarante	12	3	4	5	-3	13	L, D, D, D, W, ...	2	2	2	1	2	3
8th 1º Dezembro	12	3	2	7	-9	11	L, D, D, L, W, ...	3	1	2	0	1	5

Primeira Liga, Portugal				1 X 2			Double Chance			Handicap				Total			Both to Score	
No.	Date c	Home team	Away team	1	X	2	1X	12	X2		1	X	2		▼	▲	Yes	No
36	Sat 16:30	Santa Clara	: Famalicão	2.20	3.10	3.50	1.24	1.30	1.65	0:1	4.60	3.60	1.70	2.5	1.44	2.55	2.10	1.60
23E	Sat 16:30	Nacional Madeira	: Rio Ave	1.90	3.45	3.70	1.20	1.26	1.75	0:1	3.60	3.60	1.85	2.5	1.90	1.80	1.65	2.00
9E	Sat 19:00	Benfica	: Sporting Clube D...	2.10	3.40	3.15	1.32	1.26	1.60	0:1	3.80	4.10	1.70	2.5	2.05	1.65	1.55	2.25
27H	Sat 21:30	Gil Vicente	: Arouca	2.35	3.15	2.95	1.36	1.34	1.50	0:1	4.60	4.00	1.55	2.5	1.65	2.05	1.75	1.90
256	Sat 21:30	Casa Pia	: Sporting Braga	5.60	3.70	1.60	2.20	1.24	1.12	1:0	2.30	3.40	2.65	2.5	1.70	2.00	1.90	1.75
13GH	Sun 16:30	Estrela Amadora	: AVS Futebol SAD	1.90	3.30	4.00	1.16	1.26	1.80	0:1	3.50	3.60	1.85	2.5	1.65	2.05	1.85	1.80
125G	Sun 19:00	Moreirense	: Estoril	2.35	3.15	2.95	1.35	1.30	1.50	0:1	4.60	3.90	1.55	2.5	1.70	2.00	1.75	1.85
BFH	Sun 19:00	Vitória Guimarães	: Farense	1.55	3.90	5.50	1.10	1.22	2.25	0:1	2.65	3.45	2.30	2.5	1.75	1.90	1.90	1.75
145D	Sun 21:30	Boavista Porto	: FC Porto	7.50	4.70	1.35	2.90	1.14	1.05	1:0	3.00	3.50	2.00	2.5	2.05	1.65	1.95	1.70

Regular season

Team	Matches played	Wins	Draws	Losses	Goals difference	Points		Wins (home matches)	Home matches Draws (home matches)	Losses (home matches)	Wins (away matches)	Away matches Draws (away matches)	Losses (away matches)
1st Sporting CP	32	24	6	2	59	78	W, W, W, W, D, ...	13	2	1	11	4	1
2nd SL Benfica	32	25	3	4	56	78	W, W, W, D, W, ...	14	1	1	11	2	3
3rd FC Porto	32	20	5	7	31	65	W, L, W, W, L, ...	12	3	1	8	2	6
4th SC Braga	32	19	8	5	26	65	D, D, W, W, D, ...	9	4	3	10	4	2
5th Vitoria SC	32	14	12	6	13	54	W, W, L, W, W, ...	9	5	2	5	7	4
6th CD Santa Clara	32	15	6	11	2	51	D, W, D, L, L, ...	9	2	5	6	4	6
7th FC Famalicao	32	11	11	10	5	44	L, D, L, W, W, ...	6	7	3	5	4	7
8th Casa Pia AC	32	11	9	12	-5	42	D, L, D, L, D, ...	7	4	5	4	5	7
9th Estoril Praia	32	11	9	12	-9	42	L, W, L, L, W, ...	6	4	6	5	5	6
10th Rio Ave FC	32	9	9	14	-16	36	W, L, D, W, L, ...	6	7	3	3	2	11
11th Moreirense FC	32	9	9	14	-11	36	L, D, L, L, W, ...	6	7	3	3	2	11
12th FC Arouca	32	8	10	14	-17	34	D, L, W, D, L, ...	4	6	6	4	4	8
13th Nacional	32	9	6	17	-15	33	L, D, L, W, L, ...	7	2	7	2	4	10
14th Gil Vicente FC	32	8	8	16	-13	32	L, W, W, L, L, ...	5	4	7	3	4	9
15th Estrela Amado..	32	7	8	17	-21	29	L, W, L, L, W, ...	5	4	7	2	4	10
16th Boavista FC	32	6	6	20	-31	24	W, L, W, L, W, ...	1	3	12	5	3	8
17th Avs Futebol	32	4	12	16	-33	24	L, L, D, L, L, ...	3	6	7	1	6	9
18th SC Farense	32	5	9	18	-21	24	W, L, L, W, D, ...	3	2	11	2	7	7

Revelacao Cup U23, Portugal				1 X 2			Double Chance			Total			Both to Score	
No.	Date c	Home team	Away team	1	X	2	1X	12	X2		▼	▲	Yes	No
25BE	Fri 15:00 3	Academico Viseu U23	: Estoril U23	2.35	3.25	2.65	1.32	1.24	1.48	2.5	1.75	1.85	1.70	1.90
2789	Fri 17:30 3	Farense U23	: Sporting U23	2.55	3.30	2.40	1.46	1.22	1.38	2.5	1.85	1.75	1.60	2.00

Segunda Liga, Portugal				1 X 2			Double Chance			Handicap				Total			Both to Score	
No.	Date c	Home team	Away team	1	X	2	1X	12	X2		1	X	2		▼	▲	Yes	No
18BC	Fri 21:15 3	C.D. Feirense	: CD Mafra	1.85	3.30	3.70	1.20	1.28	1.70	0:1	3.60	3.60	1.80	2.5	1.55	2.05	1.85	1.75
168G	Sat 12:00 3	Pacos de Ferreira	: Felgueiras 1932	2.20	3.25	2.90	1.32	1.28	1.55	0:1	4.40	4.00	1.55	2.5	1.65	1.90	1.75	1.85
16AD	Sat 15:00 3	UD Oliveirense	: Maritimo	2.40	3.35	2.60	1.40	1.26	1.46	0:1	4.60	4.30	1.46	2.5	1.95	1.65	1.50	2.15
16AG	Sat 19:00 3	Chaves	: Uniao de Leiria	2.25	3.05	2.95	1.32	1.28	1.55	0:1	4.50	4.00	1.55	2.5	1.65	1.95	1.80	1.85
16AH	Sun 12:00 3	Torreense	: Leixões	2.25	3.05	3.10	1.28	1.28	1.55	0:1	4.30	3.80	1.55	2.5	1.60	2.05	1.80	1.80
169E	Sun 15:00 3	Vizela	: Academico Viseu	1.50	3.80	5.80	1.07	1.20	2.30	0:1	2.50	3.40	2.40	2.5	1.65	1.95	1.95	1.70
169G	Sun 15:00 3	Tondela	: Alverca	2.05	3.20	3.40	1.22	1.28	1.60	0:1	3.70	3.80	1.70	2.5	1.80	1.80	1.65	2.00
169H	Sun 19:00 3	Benfica B	: Penafiel	1.85	3.40	4.00	1.16	1.25	1.80	0:1	3.30	3.60	1.85	2.5	1.70	1.90	1.75	1.85
16BC	Sun 19:00 3	Portimonense	: Porto B	2.40	2.95	2.90	1.32	1.30	1.45	0:1	4.90	4.20	1.50	2.5	1.65	1.95	1.75	1.90

N/a

Team	Matches played	Wins	Draws	Losses	Goals difference	Points		Wins (home matches)	Home matches Draws (home matches)	Losses (home matches)	Wins (away matches)	Away matches Draws (away matches)	Losses (away matches)
1st CD Tondela	32	16	13	3	22	61	W, D, L, W, W, ...	10	4	2	6	9	1
2nd FC Vizela	32	16	10	6	19	58	W, D, W, D, W, ...	8	5	3	8	5	3
3rd FC Alverca	32	15	12	5	22	57	W, W, W, D, D, ...	9	6	1	6	6	4
4th Benfica II	32	14	9	9	12	51	D, W, W, L, D, ...	9	3	4	5	6	5
5th Torreense	32	14	9	9	8	51	W, D, W, D, W, ...	7	3	6	7	6	3
6th GD Chaves	32	14	8	10	8	50	L, L, W, W, L, ...	7	4	5	7	4	5
7th Uniao Leiria	32	14	7	11	12	49	W, W, L, L, L, ...	6	5	5	8	2	6
8th Feirense	32	12	10	10	2	46	D, L, W, W, L, ...	7	5	4	5	5	6
9th Academico Vi...	32	11	11	10	3	44	W, L, L, D, W, ...	8	5	3	3	6	7
10th Penafiel	32	12	7	13	-2	43	L, L, L, L, L, ...	6	5	5	6	2	8
11th CS Maritimo	32	10	12	10	-5	42	D, D, W, W, D, ...	3	8	5	7	4	5
12th Felgueiras 193..	32	9	13	10	3	40	D, D, W, D, W, ...	6	6	4	3	7	6
13th Leixoes	32	9	11	12	-6	38	W, W, L, D, D, ...	6	6	4	3	5	8
14th Portimonense...	32	9	7	16	-12	34	L, D, W, L, L, ...	6	3	7	3	4	9
15th FC Porto II	32	7	11	14	-11	32	L, W, L, D, W, ...	5	5	6	2	6	8
16th FC Pacos de F...	32	8	6	18	-16	30	L, L, L, L, L, ...	4	3	9	4	3	9
17th UD Oliveirense	32	7	7	18	-33	28	L, W, L, D, W, ...	3	4	9	4	3	9
18th Mafra	32	5	9	18	-26	24	L, L, L, W, L, ...	4	6	6	1	3	12

Romania

Liga 1, Romania				1 X 2			Double Chance			Handicap				Total			Both to Score	
No.	Date c	Home team	Away team	1	X	2	1X	12	X2		1	X	2		▼	▲	Yes	No
CEG	Fri 17:00 3	FC Gloria Buzau	Unirea Slobozia	9.25	5.00	1.28	3.25	1.12	1.03	1:0	3.40	3.40	1.85	2.5	1.95	1.70	2.15	1.55
17BH	Fri 20:00 3	Sepsi OSK Sfantu...	FC Botosani	2.30	3.25	2.90	1.30	1.28	1.50	0:1	4.70	3.90	1.55	2.5	1.75	1.85	1.70	1.95
15AH	Sat 14:00 3	Farul Constanta	FC UTA Arad	1.80	3.60	3.70	1.24	1.22	1.80	0:1	3.30	3.60	1.80	2.5	2.00	1.65	1.60	2.10
2567	Sat 16:30 3	AFC Hermannsta...	CSM Politehnica ...	1.85	3.35	3.60	1.20	1.22	1.75	0:1	3.50	3.50	1.80	2.5	1.70	2.00	1.85	1.80
15AB	Sat 19:30 3	CS U Craiova	CFR Cluj	2.45	3.15	2.65	1.35	1.28	1.44	0:1	5.20	4.10	1.48	2.5	1.60	2.05	1.80	1.85
BGH	Sun 19:30 3	Universitatea Cluj	FCSB	3.35	3.05	2.10	1.60	1.28	1.24	1:0	1.65	3.70	4.20	2.5	1.50	2.20	1.95	1.70
28CE	Mon 17:00 3	Petrolul Ploiesti	Otelul Galati	2.70	2.85	2.65	1.38	1.32	1.36	0:1	6.10	3.90	1.40	1.5	2.30	1.50	2.15	1.55
35D	Mon 20:00 3	CS Dinamo Bucu...	Rapid Bucuresti	2.75	3.20	2.45	1.44	1.30	1.34	1:0	1.48	4.10	4.90	2.5	1.75	1.80	1.65	2.00

Relegation Group

Team	Matches played	Wins	Draws	Losses	Goals difference	Points		Wins (home matches)	Home matches Draws (home matches)	Losses (home matches)	Wins (away matches)	Away matches Draws (away matches)	Losses (away matches)
1st AFC Hermann...	7	3	3	1	4	33	W, W, D, D, L, ...	1	2	1	2	1	0
2nd SC Otelul Gala...	7	5	0	2	6	31	L, W, W, W, W, ...	2	0	1	3	0	1
3rd FC Farul Cons...	7	3	3	1	4	30	W, W, D, W, D, ...	1	3	0	2	0	1
4th Poli Iasi	7	3	3	1	7	28	D, D, W, W, L, ...	2	1	0	1	2	1
5th FC Petrolul	7	2	2	3	0	28	L, L, W, D, W, ...	2	0	2	0	2	1
6th UTA Arad	7	3	1	3	-3	27	W, L, D, L, W, ...	3	1	0	0	0	3
7th FC Botosani	7	3	1	3	0	26	D, W, L, L, L, ...	1	1	1	2	0	2
8th Sepsi OSK	7	0	2	5	-10	23	D, L, D, L, L, ...	0	0	4	0	2	1
9th Unirea Slobozia	7	1	5	1	-1	21	D, D, L, W, D, ...	1	2	0	0	3	1
10th FC Buzau	7	2	0	5	-7	16	L, L, L, L, W, ...	0	0	3	2	0	2

Liga 2, Romania				1 X 2			Double Chance			Handicap				Total			Both to Score	
No.	Date c	Home team	Away team	1	X	2	1X	12	X2		1	X	2		▼	▲	Yes	No
236A	Sat 10:00 3	Viitorul Selimbar	CS Afumati	1.50	3.90	5.30	1.10	1.16	2.25	0:1	2.65	3.30	2.30	2.5	1.75	1.80	1.85	1.70
236F	Sat 10:00 3	Dumbravita	FC U Craiova 1948	1.90	3.30	3.70	1.20	1.22	1.75	0:1	3.45	3.70	1.85	2.5	1.70	1.95	1.70	1.85
237G	Sat 10:00 3	AFC Chindia Targ...	CSM Slatina	1.75	3.30	4.30	1.12	1.22	1.90	0:1	3.30	3.40	1.95	2.5	1.60	2.10	1.90	1.70
236B	Sat 10:00 3	Focsani	Hunedoara	3.40	3.30	1.95	1.65	1.22	1.22	1:0	1.75	3.60	3.80	2.5	1.70	1.90	1.75	1.85
369	Sat 10:00 3	Bihor Oradea	Unirea Ungheni	1.75	3.30	3.90	1.18	1.22	1.85	0:1	3.40	3.60	1.80	2.5	1.70	1.85	1.75	1.80
157D	Sat 11:30 3	CSM Resita	FK Miercurea Ciuc	2.15	3.10	3.20	1.25	1.26	1.55	0:1	4.10	3.90	1.55	2.5	1.55	2.00	1.75	1.75

Group A

Team	Matches played	Wins	Draws	Losses	Goals difference	Points		Wins (home matches)	Home matches Draws (home matches)	Losses (home matches)	Wins (away matches)	Away matches Draws (away matches)	Losses (away matches)
1st Corvinul Hune...	5	4	0	1	10	12	L, W, W, W, W	2	0	1	2	0	0
2nd Bihor Oradea	5	3	1	1	4	10	W, L, D, W, W	1	0	1	2	1	0
3rd Metalul Buzau	6	3	1	2	-1	10	D, W, L, W, W, ...	2	0	1	1	1	1
4th FCU 1948	5	2	0	3	-2	6	L, L, W, L, W	2	0	1	0	0	2
5th Focsani	5	1	2	2	-1	5	D, D, L, W, L	1	1	0	0	1	2
6th Unirea Unghe...	5	1	1	3	-7	4	D, L, L, L, W	1	1	1	0	0	2
7th Dumbravita	5	1	1	3	-3	4	W, D, L, L, L	0	1	1	1	0	2

Group B

Team	Matches played	Wins	Draws	Losses	Goals difference	Points		Wins (home matches)	Home matches Draws (home matches)	Losses (home matches)	Wins (away matches)	Away matches Draws (away matches)	Losses (away matches)
1st CSS Slatina	5	3	2	0	7	11	W, D, D, W, W	2	1	0	1	1	0
2nd 1599 Selimbar	5	3	1	1	4	10	W, W, D, W, L	2	0	0	1	1	1
3rd Chindia Targo...	5	2	2	1	2	8	W, W, D, D, L	1	1	0	1	1	1
4th Concordia Chi...	6	2	1	3	-2	7	L, W, D, L, L, ...	2	0	1	0	1	2
5th Ceahlaut	5	1	2	2	-1	5	L, L, D, D, W	1	1	1	0	1	1
6th Afumati	5	1	1	3	-4	4	L, L, D, L, W	1	1	1	0	0	2
7th Mascelul Camp..	5	1	1	3	-6	4	L, D, W, L, L	0	1	1	1	0	2

Saudi Arabia

Professional League, Saudi Arabia				1 X 2			Double Chance			Handicap				Total			Both to Score	
No.	Date c	Home team	Away team	1	X	2	1X	12	X2		1	X	2		▼	▲	Yes	No
7BH	Sat 18:20 3	Al Kholood	: Al Ettifaq Damm...	2.45	3.50	2.40	1.48	1.24	1.45	1:0	1.50	4.20	4.90	2.5	1.90	1.70	1.55	2.15
135E	Sat 18:25 3	Al Wahda Mecca	: Al Fateh	3.40	3.80	1.85	1.80	1.16	1.22	1:0	1.80	3.90	3.20	3.5	1.48	2.25	1.46	2.40
1379	Sat 20:00 3	Al-Khaleej Club S...	: Al-Riyadh SC	2.15	3.40	2.95	1.30	1.24	1.55	0:1	4.00	3.70	1.65	2.5	1.85	1.70	1.60	2.05
25BF	Sun 18:05 3	Al Shabab Riyadh	: Al Ahli Jeddah	4.40	4.20	1.55	2.20	1.18	1.12	1:0	2.20	3.90	2.40	3.5	1.65	2.00	1.45	2.45
257E	Sun 18:10 3	Dhamak	: Al Raed	2.00	3.40	3.15	1.26	1.22	1.60	0:1	3.80	3.80	1.70	2.5	1.80	1.75	1.65	2.00
29AD	Sun 18:15 3	Al Taawon	: Al Qadisiya Al Kh...	5.60	4.20	1.46	2.40	1.15	1.08	1:0	2.50	3.40	2.35	2.5	1.90	1.70	1.80	1.80
57C	Sun 20:00 3	Al Ittihad Jeddah	: Al Feiha	1.34	4.90	6.40	1.04	1.10	2.70	0:1	2.00	3.60	2.75	3.5	1.50	2.20	1.65	2.05
148H	Mon 18:05 3	Al Hilal Riyadh	: Al Orubah	1.05	12.0	18.0			7.00	0:3	2.50	4.50	1.95	3.5	2.15	1.50	1.90	1.75
67A	Mon 20:00 3	Al Akhdoud	: Al-Nassr	5.80	4.40	1.42	2.55	1.14	1.06	1:0	2.65	3.60	2.10	3.5	1.50	2.20	1.55	2.15

Regular season

Team	Matches played	Wins	Draws	Losses	Goals difference	Points		Wins (home matches)	Home matches	Draws (home matches)	Losses (home matches)	Wins (away matches)	Away matches	Draws (away matches)	Losses (away matches)
1st Al Ittihad	30	22	5	3	37	71	W, W, L, W, D, ...	14		1	0	8		4	3
2nd Al Hilal	30	20	5	5	47	65	W, D, W, D, L, ...	11		2	2	9		3	3
3rd Al Ahli SC	30	19	4	7	33	61	W, W, W, W, D, ...	10		3	2	9		1	5
4th Al Nassr	30	18	6	6	28	60	L, W, L, W, W, ...	8		4	3	10		2	3
5th Al Qadisiya	30	18	5	7	19	59	W, D, W, L, D, ...	11		2	2	7		3	5
6th Al Shabab	30	15	6	9	19	51	L, D, D, W, W, ...	9		2	4	6		4	5
7th Al Ettifaq	30	12	7	11	-3	43	W, L, W, D, D, ...	5		1	9	7		6	2
8th Al Taawoun	30	11	8	11	2	41	L, W, L, D, W, ...	6		5	4	5		3	7
9th Al Riyadh	30	9	8	13	-12	35	L, D, L, L, D, ...	5		5	5	4		3	8
10th Al Khaleej	30	9	7	14	-14	34	L, D, L, L, W, ...	4		4	7	5		3	7
11th Al Fateh	30	9	6	15	-14	33	W, D, W, W, D, ...	6		3	6	3		3	9
12th Al Feiha	30	7	12	11	-17	33	W, D, L, W, D, ...	4		6	5	3		6	6
13th Damac	30	8	7	15	-12	31	L, L, W, L, D, ...	5		4	6	3		3	9
14th Al Kholood	30	9	4	17	-23	31	L, L, L, L, L, ...	6		2	7	3		2	10
15th Al Orobah	30	9	3	18	-33	30	W, D, L, L, L, ...	5		1	9	4		2	9
16th Al Wehda	30	8	5	17	-23	29	W, L, W, W, L, ...	3		3	9	5		2	8
17th Al Akhdoud	30	7	7	16	-14	28	L, W, D, D, W, ...	2		4	9	5		3	7
18th Al Raed	30	6	3	21	-20	21	L, L, W, L, L, ...	2		2	11	4		1	10

Scotland

Scotland Championship, Scotland				1 X 2			Double Chance			Handicap				Total			Both to Score	
No.	Date c	Home team	Away team	1	X	2	1X	12	X2		1	X	2		▼	▲	Yes	No
136C	Sat 16:00 3	Cove Rangers	: Queen of the Sou..	2.35	3.20	2.75	1.36	1.25	1.48	0:1	4.50	4.20	1.50	2.5	1.80	1.75	1.65	2.10
237E	Sat 16:00 3	Airdrieonians	: Stenhousemuir	1.50	4.10	5.50	1.08	1.18	2.35	0:1	2.40	3.50	2.40	2.5	1.95	1.65	1.75	1.90

Scotland League One, Scotland				1 X 2			Double Chance			Handicap				Total			Both to Score	
No.	Date c	Home team	Away team	1	X	2	1X	12	X2		1	X	2		▼	▲	Yes	No
19AB	Sat 16:00 3	East Fife	: Edinburgh City	1.50	3.90	5.60	1.12	1.20	2.30	0:1	2.50	3.45	2.35	2.5	1.95	1.70	1.75	1.80
246G	Sat 16:00 3	Annan Athletic	: Elgin City	1.95	3.45	3.30	1.25	1.26	1.70	0:1	3.70	3.90	1.70	2.5	1.90	1.70	1.60	2.05

Scotland League Two, Scotland				1 X 2			Double Chance			Handicap				Total			Both to Score	
No.	Date c	Home team	Away team	1	X	2	1X	12	X2		1	X	2		▼	▲	Yes	No
27FH	Sat 16:00 3	East Kilbride	: Bonnyrig Rose A...	1.50	4.00	5.30	1.09	1.15	2.35	0:1	2.30	3.60	2.35	2.5	2.20	1.50	1.60	2.00

Scotland Premiership, Scotland				1 X 2			Double Chance			Handicap				Total			Both to Score	
No.	Date c	Home team	Away team	1	X	2	1X	12	X2		1	X	2		▼	▲	Yes	No
145B	Fri 20:45	Ayr United	: Partick Thistle	2.00	3.40	3.60	1.22	1.26	1.70	0:1	3.70	3.80	1.75	2.5	1.80	1.85	1.70	1.95
5H	Sat 16:00	Heart of Midloth...	: Motherwell	1.50	4.20	6.00	1.10	1.20	2.45	0:1	2.40	3.50	2.50	2.5	1.90	1.75	1.80	1.85
4F	Sat 16:00	St. Johnstone	: Ross County	2.15	3.20	3.30	1.30	1.30	1.55	0:1	4.30	3.80	1.65	2.5	1.65	2.05	1.85	1.80
7A	Sat 16:00	Celtic	: Hibernian	1.26	6.00	9.50	1.03	1.08	3.60	0:2	2.80	4.20	2.05	3.5	1.65	2.05	1.85	1.80
49	Sat 16:00	Dundee United	: St. Mirren	2.20	3.45	2.95	1.32	1.26	1.60	0:1	4.30	3.90	1.65	2.5	1.85	1.85	1.65	2.05
3G	Sat 16:00	Kilmarnock	: Dundee FC	1.70	3.70	4.30	1.15	1.22	1.95	0:1	3.15	3.70	2.05	2.5	1.90	1.75	1.75	1.95
4D	Sun 13:00	Glasgow Rangers	: Aberdeen	1.60	4.10	4.90	1.16	1.20	2.25	0:1	2.55	3.60	2.25	2.5	2.20	1.60	1.55	2.10

Singapore

Singapore Premier League, Singapore				1 X 2			Double Chance			Handicap				Total			Both to Score	
No.	Date c	Home team	Away team	1	X	2	1X	12	X2		1	X	2		▼	▲	Yes	No
13FG	Sat 12:00 3	Tampines Rovers	: Young Lions	1.06	9.50	16.0			6.60	0:3	2.45	4.30	2.10	4.5	1.70	1.90	1.65	1.95
159E	Sat 12:00 3	Tanjong Pagar U...	: Lion City Sailors ...	18.0	11.0	1.04	8.25			3:0	2.50	4.50	2.00	4.5	2.05	1.60	1.65	2.00

Regular season

Team	Matches played	Wins	Draws	Losses	Goals difference	Points		Wins (home matches)	Draws (home matches)	Losses (home matches)	Wins (away matches)	Draws (away matches)	Losses (away matches)
1st Lion City Sailors	29	21	5	3	64	68	L, W, W, D, W, ...	11	2	2	10	3	1
2nd Tampines Rovers	29	18	6	5	46	60	L, W, W, W, W, ...	8	3	3	10	3	2
3rd Geylang Int.	29	14	8	7	35	50	W, L, W, L, L, ...	6	3	6	8	5	1
4th Balestier Khalsa	29	12	6	11	3	42	W, W, W, D, W, ...	5	3	6	7	3	5
5th Albirex Niigata...	29	11	3	15	-22	36	L, L, D, L, L, ...	7	2	6	4	1	9
6th Brunei DPMM	29	9	8	12	-10	35	W, W, W, D, D, ...	4	5	6	5	3	6
7th Hougang United	29	7	9	13	-13	30	L, L, L, W, D, ...	5	6	4	2	3	9
8th Young Lions	29	6	8	15	-40	26	D, L, L, D, L, ...	2	3	9	4	5	6
9th Tanjong Pagar...	28	3	5	20	-63	14	D, L, L, D, L, ...	3	2	8	0	3	12

Slovakia

Super Liga, Slovakia				1 X 2			Double Chance			Handicap				Total			Both to Score	
No.	Date c	Home team	Away team	1	X	2	1X	12	X2		1	X	2		▼	▲	Yes	No
4AG	Sat 18:00	MFK Ruzomberok	: AS Trencin	1.75	3.70	4.20	1.16	1.22	1.95	0:1	2.95	3.80	1.95	2.5	1.90	1.75	1.65	2.05
4CF	Sat 18:00	MFK Skalica	: FK Dukla Banska...	1.85	3.35	4.20	1.16	1.25	1.80	0:1	3.50	3.50	1.85	2.5	1.55	2.20	1.95	1.70
4CH	Sat 18:00	ZP Sport Podbre...	: SK Slovan Bratis...	4.10	4.20	1.60	2.00	1.18	1.18	1:0	2.15	3.80	2.60	3.5	1.65	2.05	1.48	2.55
4EF	Sat 20:30	FK Kosice	: MSK Zilina	2.55	3.60	2.35	1.45	1.25	1.42	1:0	1.50	4.30	4.40	2.5	2.25	1.55	1.50	2.40
15C	Sun 18:00	MFK Zemplin Mic...	: KFC Komarno	1.90	3.50	3.80	1.22	1.22	1.80	0:1	3.40	3.80	1.75	2.5	1.95	1.75	1.65	2.05
12	Sun 18:00	FC DAC 1904 Dun...	: FC Spartak Trnav...	1.80	3.60	3.80	1.18	1.25	1.80	0:1	3.35	3.60	1.85	2.5	1.90	1.75	1.65	2.00

Relegation Group

Team	Matches played	Wins	Draws	Losses	Goals difference	Points		Wins (home matches)	Draws (home matches)	Losses (home matches)	Wins (away matches)	Draws (away matches)	Losses (away matches)
1st Zemplin Michalovce	30	9	10	11	-8	37	L, L, W, D, L, ...	2	1	1	1	0	3
2nd Komarno	30	10	6	14	-12	36	D, W, W, D, L, ...	1	2	1	3	0	1
3rd Skalica	30	9	8	13	-9	35	W, L, W, D, W, ...	3	0	1	2	1	1
4th Trencin	30	6	14	10	-12	32	D, D, L, D, W, ...	2	2	0	1	1	2
5th Ruzomberok	30	8	6	16	-17	30	W, W, L, D, L, ...	2	0	2	1	1	2
6th Banska Bystrica	30	5	7	18	-22	22	L, D, L, D, W, ...	0	0	4	1	2	1

Slovenia

Prva Liga, Slovenia				1 X 2			Double Chance			Handicap				Total			Both to Score	
No.	Date c	Home team	Away team	1	X	2	1X	12	X2		1	X	2		▼	▲	Yes	No
AGH	Sat 15:00	AŠK Bravo	: Radomlje	1.65	3.80	4.90	1.12	1.20	2.15	0:1	2.70	3.45	2.20	2.5	1.80	1.85	1.90	1.80
24CD	Sat 17:30	NK CM Celje	: Luka Koper	1.70	3.80	4.30	1.16	1.20	1.95	0:1	2.90	3.60	2.00	2.5	2.10	1.65	1.60	2.10
137A	Sat 20:15	NS Mura	: Olimpija Ljubljana	5.90	3.90	1.50	2.40	1.20	1.12	1:0	2.40	3.45	2.40	2.5	1.80	1.85	1.85	1.80
13EF	Sun 15:00	Domzale	: NK Nafta Lendava	2.35	3.15	2.80	1.36	1.28	1.50	0:1	4.60	4.00	1.55	2.5	1.70	1.95	1.70	1.95
2AF	Sun 17:30	Maribor	: Primorje	1.30	4.90	7.50	1.02	1.12	2.90	0:1	2.00	3.60	3.00	2.5	2.20	1.55	1.80	1.85

Regular season

Team	Matches played	Wins	Draws	Losses	Goals difference	Points		Wins (home matches)	Draws (home matches)	Losses (home matches)	Wins (away matches)	Draws (away matches)	Losses (away matches)
1st Olimpija Ljubljana	33	20	9	4	38	69	L, D, W, D, D, ...	11	4	2	9	5	2
2nd Maribor	33	18	9	6	31	63	D, W, W, W, D, ...	11	3	2	7	6	4
3rd Koper	33	17	8	8	22	59	W, D, W, W, D, ...	8	6	3	9	2	5
4th Celje	33	16	9	8	21	57	D, W, D, D, W, ...	9	3	4	7	6	4
5th Bravo	33	13	11	9	4	50	W, D, L, D, L, ...	7	7	2	6	4	7
6th ND Primorje	33	9	10	14	-21	37	L, D, D, D, W, ...	6	4	7	3	6	7
7th Kalcer Radomlje	33	10	5	18	-22	35	W, L, L, W, W, ...	7	3	7	3	2	11
8th Mura	33	9	7	17	-10	34	L, D, L, L, L, ...	6	4	6	3	3	11
9th Nafta 1903	33	5	10	18	-30	25	L, L, D, D, D, ...	5	5	7	0	5	11
10th Domzale	33	6	6	21	-33	24	L, D, L, L, W, ...	3	3	10	3	3	11

South Africa

Cup, South Africa				1 X 2			Double Chance			Handicap				Total			Both to Score	
No.	Date c	Home team	Away team	1	X	2	1X	12	X2		1	X	2		▼	▲	Yes	No
19CE	Sat 15:30 3	Kaizer Chiefs	: Orlando Pirates	3.80	3.00	1.95	1.65	1.28	1.16	1:0	1.75	3.45	3.90	2.5	1.48	2.30	2.00	1.60

Premier League, South Africa				1 X 2			Double Chance			Handicap				Total			Both to Score	
No.	Date c	Home team	Away team	1	X	2	1X	12	X2		1	X	2		▼	▲	Yes	No
3CE	Sun 15:00 3	Mamelodi Sundo...	: Stellenbosch FC	1.70	3.40	4.70	1.12	1.25	2.00	0:1	3.05	3.25	2.05	2.5	1.55	2.10	2.05	1.60

Regular season

Team	Matches played	Wins	Draws	Losses	Goals difference	Points		Wins (home matches)	Home matches Draws (home matches)	Losses (home matches)	Wins (away matches)	Away matches Draws (away matches)	Losses (away matches)
1st Mamelodi Sun...	25	21	1	3	44	64	W, W, W, L, W, ...	12	0	0	9	1	3
2nd Orlando Pirates	23	17	1	5	19	52	W, W, L, W, W, ...	9	0	2	8	1	3
3rd Sekhukhune ...	26	13	6	7	9	45	D, W, D, W, W, ...	7	2	4	6	4	3
4th Stellenbosch	25	12	8	5	15	44	W, W, W, L, W, ...	5	5	3	7	3	2
5th TS Galaxy	27	8	10	9	0	34	L, D, L, D, L, ...	6	4	4	2	6	5
6th AmaZulu	27	10	4	13	-5	34	D, W, L, W, L, ...	6	2	5	4	2	8
7th Polokwane Ci...	26	8	9	9	-4	33	D, D, L, L, W, ...	6	4	3	2	5	6
8th Chippa United	26	8	6	12	-3	30	L, L, L, D, D, ...	6	3	4	2	3	8
9th Kaizer Chiefs	26	8	6	12	-7	30	L, L, D, D, L, ...	5	3	5	3	3	7
10th Marumo Gallan..	26	8	6	12	-13	30	W, D, D, W, W, ...	4	5	4	4	1	8
11th Richards Bay	26	8	5	13	-9	29	W, L, W, L, L, ...	6	3	4	2	2	9
12th Magesi	25	8	5	12	-10	29	D, W, W, W, W, ...	6	2	5	2	3	7
13th SuperSport U...	24	6	8	10	-8	26	W, D, D, D, L, ...	4	3	4	2	5	6
14th Golden Arrows	24	6	8	10	-10	26	L, L, L, D, D, ...	3	5	5	3	3	5
15th Cape Town C...	26	6	5	15	-18	23	L, L, L, D, L, ...	5	3	5	1	2	10
16th Royal AM	0	0	0	0	0	0		0	0	0	0	0	0

South Korea

K League Classic, South Korea				1 X 2			Double Chance			Handicap				Total			Both to Score	
No.	Date c	Home team	Away team	1	X	2	1X	12	X2		1	X	2		▼	▲	Yes	No
19DG	Sat 09:30 3	Pohang Steelers	: Suwon City	2.00	3.35	3.35	1.25	1.20	1.65	0:1	4.00	3.60	1.70	2.5	1.70	1.90	1.65	1.90
136F	Sat 12:00 3	FC Anyang	: Daegu FC	2.15	3.30	3.00	1.30	1.24	1.55	0:1	4.20	3.90	1.60	2.5	1.75	1.85	1.65	2.05
156C	Sat 12:00 3	Daejeon Citizen	: FC Seoul	2.90	3.20	2.30	1.50	1.25	1.32	1:0	1.50	4.00	4.70	2.5	1.65	2.05	1.80	1.85
238G	Sun 09:30 3	Jeju Sk Fc	: Ulsan Hyundai	3.60	3.40	1.85	1.75	1.22	1.20	1:0	1.80	3.60	3.50	2.5	1.75	1.85	1.70	1.95
18DG	Sun 12:00 3	Gangwon FC	: Sangju Sangmu ...	2.85	3.15	2.35	1.46	1.25	1.30	1:0	1.50	3.90	4.80	2.5	1.65	1.95	1.75	1.85
1DGH	Sun 12:00 3	Gwangju FC	: Jeonbuk Motors	2.65	3.15	2.55	1.38	1.25	1.40	1:0	1.42	4.10	5.40	2.5	1.55	2.10	1.90	1.75

Regular season

Team	Matches played	Wins	Draws	Losses	Goals difference	Points		Wins (home matches)	Home matches Draws (home matches)	Losses (home matches)	Wins (away matches)	Away matches Draws (away matches)	Losses (away matches)
1st Daejeon Citize..	13	8	3	2	8	27	D, W, W, W, D, ...	3	1	2	5	2	0
2nd Jeonbuk Hyun..	12	6	4	2	6	22	D, W, W, W, D, ...	2	4	1	4	0	1
3rd Ulsan Hyundai	14	6	3	5	4	21	D, W, L, W, L, ...	3	2	3	3	1	2
4th Gimcheon San..	12	6	2	4	4	20	L, W, W, L, L, ...	3	1	1	3	1	3
5th Gwangju FC	12	5	4	3	0	19	W, L, W, L, W, ...	4	1	1	1	3	2
6th Gangwon FC	12	5	2	5	1	17	W, D, L, W, W, ...	2	2	1	3	0	4
7th Anyang	13	5	1	7	-1	16	D, L, W, L, W, ...	3	1	3	2	0	4
8th Pohang Steel...	12	4	4	4	-3	16	D, L, W, L, W, ...	3	1	2	1	3	2
9th FC Seoul	12	3	5	4	-2	14	D, L, L, L, D, ...	2	2	2	1	3	2
10th Jeju SK	12	3	2	7	-7	11	L, L, L, W, D, ...	3	0	3	0	2	4
11th Suwon FC	12	2	5	5	-5	11	W, D, L, L, W, ...	2	3	1	0	2	4
12th Daegu FC	12	3	1	8	-5	10	L, W, L, L, L, ...	3	0	3	0	1	5

N/a

Team	Matches played	Wins	Draws	Losses	Goals difference	Points	Wins (home matches)	Draws (home matches)	Losses (home matches)	Wins (away matches)	Draws (away matches)	Losses (away matches)
1st Anyang	0	0	0	0	0	0	0	0	0	0	0	0
2nd Daegu FC	0	0	0	0	0	0	0	0	0	0	0	0
3rd Daejeon Citize..	0	0	0	0	0	0	0	0	0	0	0	0
4th FC Seoul	0	0	0	0	0	0	0	0	0	0	0	0
5th Gangwon FC	0	0	0	0	0	0	0	0	0	0	0	0
6th Gimcheon San..	0	0	0	0	0	0	0	0	0	0	0	0
7th Gwangju FC	0	0	0	0	0	0	0	0	0	0	0	0
8th Jeju SK	0	0	0	0	0	0	0	0	0	0	0	0
9th Jeonbuk Hyun..	0	0	0	0	0	0	0	0	0	0	0	0
10th Pohang Steel...	0	0	0	0	0	0	0	0	0	0	0	0
11th Suwon FC	0	0	0	0	0	0	0	0	0	0	0	0
12th Ulsan Hyundai	0	0	0	0	0	0	0	0	0	0	0	0

K2 League, South Korea				1 X 2			Double Chance			Handicap				Total			Both to Score	
No.	Date c	Home team	Away team	1	X	2	1X	12	X2		1	X	2		▼	▲	Yes	No
16CD	Sat 09:30 3	Gimpo Citizen FC	: Hwaseong FC	1.90	3.35	3.50	1.20	1.25	1.70	0:1	3.60	3.50	1.80	2.5	1.60	2.05	1.80	1.80
15AE	Sat 09:30 3	Gyeongnam FC	: Bucheon FC 1995	2.95	3.20	2.30	1.48	1.28	1.30	1:0	1.50	4.00	4.50	2.5	1.75	1.85	1.65	2.00
124A	Sat 12:00 3	Chungnam Asan...	: Incheon United	3.50	3.20	2.00	1.65	1.26	1.20	1:0	1.70	3.60	3.80	2.5	1.65	2.00	1.80	1.85
124E	Sat 12:00 3	Seoul E-Land FC	: Ansan Greeners	1.36	4.40	6.60	1.05	1.15	2.70	0:1	2.15	3.50	2.75	2.5	1.95	1.70	1.90	1.80
237F	Sun 09:30 3	Chungbuk Cheon...	: Busan Ipark	3.50	3.15	1.95	1.65	1.28	1.26	1:0	1.70	3.60	4.00	2.5	1.55	2.15	1.90	1.75
238C	Sun 09:30 3	Jeonnam Dragon..	: Seongnam FC	1.90	3.35	3.45	1.22	1.24	1.70	0:1	3.80	3.50	1.80	2.5	1.70	1.95	1.75	1.85
1BCE	Sun 12:00 3	Suwon Samsung...	: Cheonan City	1.38	4.60	6.40	1.06	1.14	2.65	0:1	2.05	3.50	2.75	2.5	2.15	1.60	1.80	1.80

Regular season

Team	Matches played	Wins	Draws	Losses	Goals difference	Points	Home matches			Away matches			
							Wins (home matches)	Draws (home matches)	Losses (home matches)	Wins (away matches)	Draws (away matches)	Losses (away matches)	
1st Incheon Unite..	10	8	1	1	14	25	W, W, W, W, W, ...	6	1	0	2	0	1
2nd Seoul E-Land	10	6	2	2	6	20	W, W, L, D, W, ...	5	1	1	1	1	1
3rd Jeonnam Drag..	10	5	4	1	5	19	D, W, D, W, W, ...	0	0	0	5	4	1
4th Suwon Bluew...	10	5	3	2	5	18	D, W, W, D, W, ...	4	1	0	1	2	2
5th Busan I'Park	10	5	3	2	6	18	W, W, W, D, L, ...	3	2	2	2	1	0
6th Seongnam FC	10	4	4	2	3	16	L, L, D, W, W, ...	3	2	1	1	2	1
7th Bucheon FC 1...	10	4	3	3	1	15	D, L, D, D, W, ...	2	2	2	2	1	1
8th Cheongju	10	3	2	5	-5	11	D, W, W, L, L, ...	0	1	0	3	1	5
9th Chungnam As...	10	2	5	3	1	11	L, W, D, D, W, ...	2	2	0	0	3	3
10th Gyeongnam	10	3	2	5	-4	11	L, L, W, L, L, ...	2	1	1	1	1	4
11th Hwaseong	10	2	3	5	-5	9	W, L, L, L, L, ...	2	2	2	0	1	3
12th Gimpo	10	2	3	5	-3	9	L, L, L, D, L, ...	0	2	3	2	1	2
13th Ansan Greene..	10	2	1	7	-10	7	W, L, L, W, L, ...	1	1	4	1	0	3
14th Cheonan City	10	1	0	9	-14	3	L, L, L, L, L, ...	1	0	5	0	0	4

K3 League, South Korea				1 X 2			Double Chance			Handicap				Total			Both to Score	
No.	Date c	Home team	Away team	1	X	2	1X	12	X2		1	X	2		▼	▲	Yes	No
48C	Sat 07:00 3	Chuncheon FC	: Gangneung City	2.65	3.15	2.40	1.38	1.22	1.36	1:0	1.48	4.10	5.00	2.5	1.65	2.00	1.70	1.85
49E	Sat 07:00 3	Siheung City	: FC Pocheon	2.00	3.30	3.25	1.22	1.22	1.65	0:1	3.70	3.80	1.65	2.5	1.70	1.90	1.70	1.90
49A	Sat 07:00 3	Jeonbuk Motors...	: Busan Kyotong	3.40	3.30	1.95	1.70	1.25	1.24	1:0	1.65	3.60	4.00	2.5	1.70	1.95	1.75	1.85
23CE	Sat 08:00 3	Changwon City	: Gimhae City	3.05	3.25	2.10	1.50	1.20	1.26	1:0	1.60	3.80	4.30	2.5	1.65	1.90	1.70	1.90

K4 League, South Korea				1 X 2			Double Chance			Handicap				Total			Both to Score	
No.	Date c	Home team	Away team	1	X	2	1X	12	X2		1	X	2		▼	▲	Yes	No
189G	Sat 07:00 3	Gijang United	: Pyeongchang FC	4.60	4.20	1.50	2.25	1.10	1.10	1:0	2.20	3.70	2.45	3.5	1.50	2.20	1.50	2.20
18EF	Sat 07:00 3	Pyeongtaek Citiz...	: Seoul Jungnang	1.50	4.40	4.30	1.09	1.12	2.30	0:1	2.50	3.80	2.10	2.5	2.20	1.55	1.65	2.00

Spain

LaLiga, Spain				1 X 2			Double Chance			Handicap				Total			Both to Score	
No.	Date c	Home team	Away team	1	X	2	1X	12	X2		1	X	2		▼	▲	Yes	No
8C	Fri 21:00	Las Palmas	: Rayo Vallecano	2.50	3.20	2.85	1.38	1.30	1.50	0:1	5.00	4.10	1.55	2.5	1.70	2.05	1.75	1.90
6A	Sat 14:00	Valencia	: Getafe	1.95	3.10	4.10	1.18	1.32	1.75	0:1	4.10	3.50	1.80	2.5	1.46	2.45	2.15	1.60
9C	Sat 16:15	Celta de Vigo	: Sevilla	1.80	3.60	4.40	1.18	1.26	1.90	0:1	3.35	3.60	1.95	2.5	1.70	2.00	1.85	1.85
9G	Sat 18:30	Mallorca	: Valladolid	1.36	4.90	9.50	1.04	1.16	3.15	0:1	2.05	3.45	3.25	2.5	1.75	1.95	2.40	1.50
9F	Sat 18:30	Girona	: Villarreal	3.10	3.70	2.15	1.65	1.26	1.36	1:0	1.70	4.10	3.70	2.5	2.25	1.60	1.50	2.35
16BG	Sat 21:00	Atletico Madrid	: Real Sociedad	1.60	3.90	5.20	1.10	1.20	2.20	0:1	2.75	3.50	2.25	2.5	1.75	1.95	1.95	1.75
3AGH	Sun 14:00	Leganés	: Espanyol	2.40	3.10	3.30	1.32	1.36	1.55	0:1	5.10	3.80	1.60	1.5	2.50	1.48	2.10	1.65
6G	Sun 16:15	Barcelona FC	: Real Madrid	1.95	4.00	3.35	1.28	1.18	1.80	0:1	3.20	4.20	1.80	3.5	1.85	1.80	1.34	3.15
3CDE	Sun 18:30	Athletic Bilbao	: Deportivo Alaves	1.80	3.25	4.70	1.14	1.28	1.85	0:1	3.60	3.45	1.90	2.5	1.48	2.45	2.15	1.60
3CDH	Sun 21:00	Real Betis	: Osasuna	1.60	4.00	5.20	1.16	1.24	2.20	0:1	2.70	3.45	2.25	2.5	1.95	1.75	1.80	1.90
19F	Tue 19:00	Valladolid	: Girona	4.70	3.80	1.70	2.10	1.24	1.16	1:0	2.15	3.70	2.90	2.5	1.90	1.80	1.70	2.00
7B	Tue 20:00	Real Sociedad	: Celta de Vigo	2.25	3.45	3.05	1.32	1.32	1.55	0:1	4.40	3.90	1.60	2.5	1.75	1.95	1.70	2.00
8F	Tue 21:30	Sevilla	: Las Palmas	1.65	3.80	5.10	1.15	1.24	2.10	0:1	2.95	3.50	2.15	2.5	1.80	1.85	1.85	1.80
25H	Wed 19:00	Deportivo Alaves	: Valencia	2.05	3.30	3.80	1.24	1.35	1.70	0:1	3.90	3.70	1.80	2.5	1.50	2.35	2.05	1.70
89	Wed 19:00	Villarreal	: Leganés	1.35	5.00	8.50	1.08	1.16	3.05	0:1	1.95	3.60	3.25	2.5	2.10	1.65	1.85	1.85
19G	Wed 21:30	Real Madrid	: Mallorca	1.24	6.10	11.5	1.02	1.10	4.00	0:2	2.75	3.90	2.10	2.5	2.30	1.50	2.10	1.65
1AC	Thu 19:00	Rayo Vallecano	: Real Betis	3.05	3.45	2.30	1.55	1.28	1.35	1:0	1.60	4.10	4.60	2.5	1.85	1.85	1.70	2.05
CF	Thu 19:00	Osasuna	: Atletico Madrid	3.90	3.35	1.90	1.80	1.28	1.22	1:0	1.75	3.90	3.70	2.5	1.70	2.00	1.85	1.80
18G	Thu 21:30	Getafe	: Athletic Bilbao	3.60	2.75	2.25	1.60	1.36	1.26	1:0	1.65	3.70	4.80	1.5	2.30	1.55	2.30	1.55
1DH	Thu 21:30	Espanyol	: Barcelona FC	6.70	5.00	1.42	2.75	1.15	1.09	1:0	2.85	3.80	2.10	3.5	1.60	2.25	1.60	2.15

Regular season

Team	Matches played	Wins	Draws	Losses	Goals difference	Points		Wins (home matches)	Draws (home matches)	Losses (home matches)	Wins (away matches)	Draws (away matches)	Losses (away matches)
1st FC Barcelona	34	25	4	5	58	79	W, W, W, W, D, ...	13	1	3	12	3	2
2nd Real Madrid	34	23	6	5	36	75	W, W, W, W, L, ...	14	1	2	9	5	3
3rd Atletico Madrid	34	19	10	5	29	67	D, W, L, W, W, ...	12	4	1	7	6	4
4th Athletic Bilbao	34	16	13	5	24	61	D, W, L, W, D, ...	10	6	1	6	7	4
5th Villarreal CF	34	16	10	8	13	58	W, W, L, D, W, ...	7	7	3	9	3	5
6th Real Betis	34	16	9	9	10	57	W, W, W, L, D, ...	9	5	3	7	4	6
7th Celta Vigo	34	13	7	14	0	46	L, W, L, L, W, ...	10	3	4	3	4	10
8th Rayo Vallecano	34	11	11	12	-6	44	W, L, D, L, L, ...	6	6	5	5	5	7
9th Mallorca	34	12	8	14	-8	44	L, L, D, W, L, ...	6	6	5	6	2	9
10th Osasuna	34	10	14	10	-8	44	L, W, W, W, D, ...	8	6	3	2	8	7
11th Real Sociedad	34	12	7	15	-5	43	D, L, D, L, W, ...	7	3	7	5	4	8
12th Valencia CF	34	10	12	12	-11	42	W, D, D, W, W, ...	8	4	5	2	8	7
13th Getafe CF	34	10	9	15	0	39	L, L, L, L, W, ...	4	7	6	6	2	9
14th Espanyol	34	10	9	15	-8	39	L, L, D, W, W, ...	7	6	4	3	3	11
15th Girona	34	10	8	16	-11	38	W, D, L, L, L, ...	7	3	7	3	5	9
16th Sevilla FC	34	9	11	14	-9	38	D, L, D, L, L, ...	5	6	6	4	5	8
17th Alaves	34	8	11	15	-11	35	D, W, D, L, W, ...	5	5	7	3	6	8
18th Las Palmas	34	8	8	18	-16	32	L, L, W, W, L, ...	4	5	8	4	3	10
19th Leganes	34	6	13	15	-19	31	D, D, D, L, D, ...	5	4	8	1	9	7
20th Real Valladolid	34	4	4	26	-58	16	L, L, L, L, L, ...	3	4	10	1	0	16

LaLiga2, Spain				1 X 2			Double Chance			Handicap				Total			Both to Score	
No.	Date c	Home team	Away team	1	X	2	1X	12	X2		1	X	2		▼	▲	Yes	No
16B	Fri 20:30	Cádiz	: Almería	3.20	3.30	2.05	1.60	1.28	1.28	1:0	1.70	4.00	3.70	2.5	2.00	1.70	1.60	2.20
14DF	Sat 16:15	Sporting Gijón	: Deportivo La Cor...	2.10	3.10	3.60	1.25	1.30	1.60	0:1	3.90	3.80	1.70	2.5	1.65	2.05	1.80	1.85
136G	Sat 16:15	Mirandes	: Castellón	1.90	3.40	3.70	1.20	1.25	1.75	0:1	3.50	3.70	1.85	2.5	1.75	1.85	1.70	1.95
57A	Sat 18:30	Elche	: Levante	1.90	3.40	3.80	1.20	1.26	1.75	0:1	3.70	3.50	1.75	2.5	1.65	2.05	1.85	1.80
5FH	Sat 18:30	Burgos CF	: Cordoba	2.30	3.05	2.90	1.30	1.30	1.50	0:1	5.00	3.80	1.55	2.5	1.55	2.25	1.90	1.75
2BG	Sat 21:00	Zaragoza	: FC Cartagena	1.24	5.40	10.5		1.09	3.60	0:2	3.10	3.80	1.95	2.5	2.05	1.65	2.20	1.60
DEH	Sun 14:00	Racing Santander	: Real Oviedo	2.15	3.15	3.20	1.28	1.28	1.60	0:1	4.10	3.80	1.65	2.5	1.65	2.05	1.75	1.95
12AH	Sun 18:30	Albacete Balomp...	: Huesca	1.90	3.25	3.80	1.22	1.30	1.70	0:1	3.60	3.70	1.75	2.5	1.65	1.95	1.80	1.85
12FG	Sun 18:30	CD Eldense	: Malaga	1.70	3.60	4.50	1.16	1.26	2.00	0:1	3.00	3.50	2.00	2.5	1.75	1.95	1.80	1.80
138D	Sun 21:00	Tenerife	: Racing Ferrol	1.50	3.50	6.60	1.06	1.22	2.30	0:1	2.65	3.15	2.40	2.5	1.50	2.30	2.30	1.50
26AH	Mon 20:30	Granada CF	: Eibar	1.75	3.30	4.60	1.15	1.26	1.90	0:1	3.20	3.45	2.00	2.5	1.60	2.10	1.95	1.75

Regular season

Team	Matches played	Wins	Draws	Losses	Goals difference	Points		Wins (home matches)	Home matches Draws (home matches)	Losses (home matches)	Wins (away matches)	Away matches Draws (away matches)	Losses (away matches)
1st Elche CF	38	20	11	7	22	71	W, D, D, W, W, ...	14	3	2	6	8	5
2nd Levante UD	38	18	13	7	22	67	D, L, W, D, W, ...	11	7	1	7	6	6
3rd Racing Santan...	38	19	9	10	15	66	L, W, W, D, L, ...	10	5	4	9	4	6
4th Real Oviedo	38	18	11	9	11	65	W, W, D, W, D, ...	12	3	4	6	8	5
5th Mirandes	38	19	8	11	15	65	W, W, L, D, L, ...	14	4	1	5	4	10
6th Almeria	38	17	11	10	14	62	W, W, L, W, L, ...	11	7	1	6	4	9
7th Granada	38	16	11	11	12	59	L, D, W, W, W, ...	9	7	3	7	4	8
8th Huesca	38	16	10	12	12	58	L, D, L, W, L, ...	10	5	4	6	5	8
9th Cordoba CF	38	14	12	12	1	54	W, D, D, D, W, ...	8	7	4	6	5	8
10th Deportivo La ...	38	13	14	11	9	53	W, L, D, D, W, ...	6	8	5	7	6	6
11th Albacete Balo...	38	13	12	13	-2	51	L, W, D, L, D, ...	9	6	4	4	6	9
12th Burgos CF	38	14	9	15	-6	51	L, L, D, D, W, ...	9	4	6	5	5	9
13th Cadiz CF	38	12	13	13	-1	49	L, W, D, L, L, ...	7	7	5	5	6	8
14th SD Eibar	38	12	13	13	-2	49	L, D, D, D, D, ...	9	6	4	3	7	9
15th Malaga	38	11	16	11	-2	49	W, W, D, L, L, ...	9	6	4	2	10	7
16th Castellon	38	13	10	15	1	49	W, L, W, D, D, ...	8	4	7	5	6	8
17th Sporting Gijon	38	11	14	13	0	47	L, L, W, W, L, ...	8	5	6	3	9	7
18th Real Zaragoza	38	11	12	15	-5	45	W, D, L, D, W, ...	5	7	7	6	5	8
19th Eldense	38	10	10	18	-19	40	L, D, L, L, W, ...	5	6	8	5	4	10
20th Tenerife	38	8	11	19	-16	35	D, D, D, D, W, ...	7	6	6	1	5	13
21st Racing Ferrol	38	5	11	22	-39	26	L, L, W, L, L, ...	2	7	10	3	4	12
22n.. Cartagena	38	5	5	28	-42	20	W, L, L, L, L, ...	3	3	13	2	2	15

Primera Division RFEF, Spain				1 X 2			Double Chance			Handicap				Total			Both to Score	
No.	Date c	Home team	Away team	1	X	2	1X	12	X2		1	X	2		▼	▲	Yes	No
DFG	Sat 16:00 3	Barcelona B	: FC Andorra	3.05	3.20	2.15	1.55	1.25	1.30	1:0	1.60	3.90	4.30	2.5	1.75	1.85	1.70	1.95
BDH	Sat 16:00 3	Mérida	: Real Madrid Cast..	2.15	3.30	3.10	1.28	1.26	1.60	0:1	4.20	3.80	1.60	2.5	1.70	1.90	1.75	1.90
15BF	Sat 16:00 3	UD Ibiza-Eivissa	: Alcorcón	1.65	3.50	4.80	1.10	1.20	2.00	0:1	2.95	3.40	2.10	2.5	1.60	1.95	1.90	1.70
ADE	Sat 18:00 3	Gimnastic	: Lugo	1.65	3.50	4.70	1.10	1.24	2.05	0:1	2.90	3.50	2.05	2.5	1.70	1.90	1.90	1.70
3CH	Sat 18:00 3	SD Tarazona	: Ourense CF	1.95	3.15	3.70	1.22	1.28	1.70	0:1	4.00	3.50	1.65	2.5	1.40	2.45	2.20	1.55
ACD	Sat 18:00 3	Yeclano Deportiv..	: Villarreal B	2.20	3.00	3.35	1.22	1.26	1.55	0:1	4.60	3.70	1.60	2.5	1.48	2.35	1.95	1.60
13H	Sat 18:00 3	Alcoyano	: Intercity	1.42	4.20	6.60	1.07	1.18	2.50	0:1	2.25	3.30	2.55	2.5	1.70	1.90	2.05	1.60
14AB	Sat 18:00 3	Athletic Bilbao U...	: Unionistas de Sa...	1.60	3.45	4.80	1.10	1.24	2.05	0:1	2.90	3.40	2.10	2.5	1.60	2.05	1.95	1.70
139B	Sat 18:30 3	Real Betis B	: Atletico Sanluqu...	2.10	3.05	3.35	1.24	1.28	1.55	0:1	4.20	3.70	1.60	2.5	1.65	2.00	1.80	1.80
79C	Sat 20:00 3	Cultural Leonesa	: Barakaldo	1.65	3.45	4.70	1.12	1.22	2.00	0:1	3.00	3.40	2.05	2.5	1.60	2.05	1.95	1.70
68H	Sat 20:00 3	Real Murcia	: Antequera	1.75	3.30	4.40	1.12	1.24	1.85	0:1	3.30	3.35	1.90	2.5	1.60	2.05	1.90	1.70
59G	Sun 12:00 3	Osasuna B	: Arenteiro	2.75	3.10	2.40	1.40	1.26	1.36	1:0	1.50	4.00	4.90	2.5	1.55	2.20	1.85	1.75
689	Sun 12:00 3	Sevilla Atlético	: Atletico Madrid B	2.85	3.00	2.40	1.42	1.28	1.36	1:0	1.48	4.00	5.20	2.5	1.50	2.25	1.85	1.75
14DE	Sun 12:00 3	Zamora Cf	: Real Unión	1.55	3.70	5.20	1.09	1.18	2.20	0:1	2.60	3.45	2.20	2.5	1.60	1.95	1.95	1.70
DGH	Sun 12:00 3	CF Fuenlabrada	: Ceuta	2.95	3.05	2.30	1.50	1.30	1.30	1:0	1.50	4.00	4.70	2.5	1.55	2.15	1.85	1.75
12AF	Sun 12:00 3	Amorebieta	: Celta de Vigo II	3.00	3.30	2.20	1.55	1.25	1.30	1:0	1.55	3.90	4.40	2.5	1.75	1.85	1.70	1.95
145G	Sun 17:30 3	Real Sociedad B	: Ponferradina	2.60	3.15	2.65	1.40	1.24	1.40	1:0	1.46	4.00	5.50	2.5	1.50	2.15	1.85	1.75
2AC	Sun 17:30 3	Marbella	: Recreativo Huelv..	2.00	3.15	3.70	1.22	1.25	1.60	0:1	3.90	3.60	1.65	2.5	1.60	2.15	1.90	1.70
CFH	Sun 19:30 3	Sestao River Club	: Gimnastica Sego...	1.55	3.60	5.30	1.12	1.18	2.15	0:1	2.60	3.60	2.20	2.5	1.75	1.85	1.80	1.80
147F	Sun 19:30 3	Hercules Alicant...	: Algeciras	1.65	3.30	4.80	1.14	1.24	1.95	0:1	3.05	3.40	2.05	2.5	1.50	2.15	2.10	1.65

Regular season

Team	Matches played	Wins	Draws	Losses	Goals difference	Points		Wins (home matches)	Home matches Draws (home matches)	Losses (home matches)	Wins (away matches)	Away matches Draws (away matches)	Losses (away matches)
1st Cultural Leone...	35	17	10	8	12	61	L, L, W, L, W, ...	10	4	3	7	6	5
2nd Ponferradina	35	17	8	10	16	59	W, L, W, W, W, ...	11	2	5	6	6	5
3rd FC Andorra	35	15	11	9	10	56	W, W, W, L, W, ...	11	6	1	4	5	8
4th Real Sociedad...	35	15	10	10	15	55	D, W, L, W, W, ...	10	3	4	5	7	6
5th Gimnastic Tar...	35	15	9	11	14	54	L, W, L, W, L, ...	11	4	2	4	5	9
6th Bilbao Athletic	35	14	9	12	4	51	L, W, W, W, D, ...	6	5	6	8	4	6
7th Celta Vigo II	35	14	8	13	6	50	W, D, D, W, W, ...	9	6	3	5	2	10
8th Ourense CF	35	13	11	11	-2	50	W, D, L, D, W, ...	9	5	4	4	6	7
9th Zamora CF	35	13	10	12	10	49	D, D, W, L, L, ...	9	3	5	4	7	7
10th Barakaldo	35	13	10	12	8	49	W, D, L, L, D, ...	9	2	7	4	8	5
11th Arenteiro	35	12	11	12	3	47	D, W, D, D, L, ...	7	7	4	5	4	8
12th Tarazona	35	12	11	12	2	47	L, W, D, W, L, ...	7	7	3	5	4	9
13th Real Union	35	12	7	16	-12	43	W, L, L, W, L, ...	9	4	5	3	3	11
14th Sestao	35	10	12	13	-3	42	D, D, W, L, W, ...	4	6	7	6	6	6
15th Unionistas	35	9	15	11	-4	42	D, L, D, L, L, ...	9	7	2	0	8	9
16th Lugo	35	11	9	15	-13	42	L, L, W, L, L, ...	7	5	6	4	4	9
17th Osasuna II	35	11	8	16	-15	41	L, L, L, W, W, ...	5	5	7	6	3	9
18th FC Barcelona ...	35	8	15	12	-4	39	W, L, W, W, L, ...	4	8	5	4	7	7
19th Gimnastica Se...	35	8	13	14	-27	37	D, D, L, L, L, W, ...	4	9	5	4	4	9
20th Amorebieta	35	7	11	17	-20	32	L, W, L, L, L, ...	6	6	5	1	5	12

Segunda Division RFEF, Spain				1 X 2			Double Chance			Handicap				Total			Both to Score	
No.	Date c	Home team	Away team	1	X	2	1X	12	X2		1	X	2		▼	▲	Yes	No
1BCH	Sat 19:00 3	Real Avila	: Cacereno	3.05	2.90	2.35	1.50	1.32	1.26	1:0	1.50	4.00	4.90	2.5	1.48	2.35	1.95	1.70
1AEH	Sat 19:00 3	Torrent	: La Unión Atlético	2.65	2.90	2.80	1.35	1.35	1.38	0:1	5.90	4.20	1.42	1.5	2.40	1.45	2.05	1.65
1AEG	Sat 20:00 3	Atletico Antonia...	: Real Aviles	2.20	3.00	3.20	1.24	1.28	1.50	0:1	4.60	3.80	1.55	2.5	1.50	2.20	1.90	1.70
1ADH	Sat 21:00 3	CD Estepona FS	: SD Logroñés	2.60	3.00	2.80	1.32	1.32	1.42	0:1	5.80	4.10	1.48	2.5	1.50	2.35	1.95	1.70
1BEG	Sun 11:30 3	Getafe B	: Numancia	2.65	2.95	2.65	1.40	1.28	1.40	0:1	5.70	4.20	1.42	2.5	1.50	2.20	1.85	1.75
2357	Sun 11:45 3	Escobedo	: Barbastro	2.35	2.75	3.30	1.26	1.30	1.50	0:1	4.90	3.80	1.55	1.5	2.40	1.45	2.05	1.60
2347	Sun 12:00 3	Teruel	: Atlético Baleares	2.75	2.90	2.60	1.38	1.30	1.38	1:0	1.46	3.90	5.60	2.5	1.45	2.35	2.00	1.70
1EGH	Sun 12:00 3	Villanovense	: Real Madrid C	2.40	2.90	3.10	1.28	1.34	1.46	0:1	5.10	3.80	1.50	1.5	2.30	1.48	2.15	1.55
2359	Sun 12:00 3	Utebo FC	: Talavera	2.55	3.10	2.65	1.35	1.28	1.38	1:0	1.46	4.00	5.50	2.5	1.50	2.20	1.95	1.70
1EFG	Sun 12:00 3	CF Rayo Majada...	: UE Sant Andreu	2.35	3.20	2.80	1.35	1.26	1.48	0:1	4.60	3.90	1.50	2.5	1.55	2.10	1.80	1.80
18CD	Sun 19:00 3	Deportivo La Cor...	: UCAM Murcia	2.45	2.95	2.85	1.34	1.34	1.44	0:1	5.20	4.10	1.48	2.5	1.50	2.20	1.85	1.80
18BG	Sun 19:45 3	Sabadell	: Sd Eibar B	1.85	3.10	4.60	1.12	1.32	1.85	0:1	3.45	3.50	1.90	2.5	1.50	2.35	2.15	1.55

Sweden

Allsvenskan W, Sweden				1 X 2			Double Chance			Handicap				Total			Both to Score	
No.	Date c	Home team	Away team	1	X	2	1X	12	X2		1	X	2		▼	▲	Yes	No
19BG	Fri 19:00 3	Malmö Ff W	: Alingsås W	1.08	8.00	16.5			5.70	0:2	1.95	3.80	2.65	3.5	1.65	1.90	2.20	1.50

Regular season

Team	Matches played	Wins	Draws	Losses	Goals difference	Points	Home matches			Away matches			
							Wins (home matches)	Draws (home matches)	Losses (home matches)	Wins (away matches)	Draws (away matches)	Losses (away matches)	
1st Hammarby IF ...	6	5	1	0	16	16	W, D, W, W, W, ...	3	0	0	2	1	0
2nd Djurgardens I...	6	3	3	0	5	12	D, D, W, W, D, W, ...	1	3	0	2	0	0
3rd Malmo FF (W)	6	3	2	1	3	11	D, D, W, W, W, L, ...	1	1	1	2	1	0
4th Rosengard (W..	6	3	1	2	-2	10	L, D, W, W, L, W, ...	2	0	0	1	1	2
5th Hacken (W)	6	3	0	3	6	9	L, W, W, W, W, L, ...	2	0	1	1	0	2
6th Brommapojka...	6	3	0	3	2	9	W, L, L, W, W, L, ...	3	0	1	0	0	2
7th IFK Norrkopin...	6	2	3	1	-1	9	D, L, D, W, W, W, ...	1	1	1	1	2	0
8th Pitea IF (W)	6	2	2	2	0	8	L, D, W, W, D, W, ...	2	0	0	0	2	2
9th Kristianstads (...)	6	2	1	3	0	7	W, D, L, L, L, W, ...	1	1	0	1	0	3
10th AIK Fotboll (W..	6	2	1	3	-2	7	D, W, L, L, L, L, ...	2	0	1	0	1	2
11th Vitsjo GIK (W..	6	1	3	2	-4	6	D, D, L, L, L, W, ...	1	1	1	0	2	1
12th Linkopings FC...	6	1	2	3	-8	5	D, W, W, D, L, L, ...	0	2	1	1	0	2
13th Vaxjo (W)	6	1	1	4	-4	4	L, D, L, W, L, L, ...	1	1	2	0	0	2
14th Alingsas (W)	6	1	0	5	-11	3	W, L, L, L, L, L, ...	1	0	2	0	0	3

Allsvenskan, Sweden				1 X 2			Double Chance			Handicap				Total			Both to Score	
No.	Date c	Home team	Away team	1	X	2	1X	12	X2		1	X	2		▼	▲	Yes	No
4DE	Sat 15:00	IF Brommapojka...	: Halmstads BK	1.55	3.90	5.10	1.12	1.20	2.20	0:1	2.60	3.40	2.30	2.5	1.95	1.75	1.80	1.85
13DE	Sat 17:30	GAIS	: IFK Varnamo	1.65	3.50	4.60	1.18	1.24	2.00	0:1	3.05	3.40	2.05	2.5	1.65	1.95	1.90	1.75
13DG	Sat 17:30	IK Sirius FK	: Bk Hacken	2.85	3.50	2.20	1.55	1.20	1.38	1:0	1.60	4.30	3.90	2.5	2.25	1.55	1.48	2.40
12BC	Sun 14:00	AIK	: Mjällby AIF	2.25	3.05	3.25	1.25	1.30	1.50	0:1	4.70	3.60	1.60	1.5	2.45	1.42	2.05	1.65
127F	Sun 14:00	Hammarby IF	: IFK Norrköping	1.38	4.60	6.60	1.07	1.14	2.75	0:1	2.10	3.70	2.80	2.5	2.30	1.55	1.70	1.95
159F	Sun 16:30	Östers IF	: IF Elfsborg	4.10	3.80	1.70	2.00	1.20	1.20	1:0	2.00	3.60	2.95	2.5	1.95	1.70	1.60	2.05
159G	Sun 16:30	Degerfors IF	: Malmö FF	5.50	3.90	1.50	2.30	1.18	1.12	1:0	2.30	3.40	2.60	2.5	1.75	1.90	1.90	1.75
14CF	Mon 19:10	IFK Göteborg	: Djurgårdens IF	2.35	3.20	3.00	1.34	1.30	1.50	0:1	4.70	3.90	1.50	2.5	1.60	2.10	1.85	1.80
24BH	Wed 19:00	Hammarby IF	: IK Sirius FK	1.40	4.40	6.50	1.08	1.16	2.50	0:1	2.25	3.45	2.65	2.5	2.20	1.55	1.70	1.95
256H	Wed 19:00	Halmstads BK	: GAIS	3.80	3.35	1.90	1.75	1.26	1.20	1:0	1.80	3.45	3.70	2.5	1.55	2.20	2.00	1.70
25BC	Wed 19:00	Bk Hacken	: AIK	2.45	3.40	2.55	1.42	1.25	1.45	0:1	5.10	4.10	1.50	2.5	1.70	1.95	1.75	1.90

Regular season

Team	Matches played	Wins	Draws	Losses	Goals difference	Points		Wins (home matches)	Home matches Draws (home matches)	Losses (home matches)	Wins (away matches)	Away matches Draws (away matches)	Losses (away matches)
1st Mjallby AIF	7	5	2	0	11	17	W, W, W, W, W, ...	3	1	0	2	1	0
2nd AIK	7	5	2	0	6	17	D, W, W, W, D, ...	2	1	0	3	1	0
3rd Hammarby IF	7	5	1	1	11	16	W, D, W, L, W, ...	3	0	0	2	1	1
4th Elfsborg	7	4	1	2	3	13	W, L, W, W, W, ...	3	1	0	1	0	2
5th Malmo FF	7	3	2	2	1	11	L, W, L, D, D, ...	2	1	1	1	1	1
6th Degerfors IF	7	3	1	3	1	10	D, L, W, L, L, ...	1	1	1	2	0	2
7th Brommapojka...	6	3	1	2	1	10	W, D, W, W, L, ...	1	0	1	2	1	1
8th Hacken	7	3	1	3	-1	10	W, D, L, W, L, ...	1	1	2	2	0	1
9th IFK Goteborg	7	3	1	3	-3	10	L, D, W, L, W, ...	1	1	1	2	0	2
10th IFK Norrköping	7	3	0	4	0	9	L, W, L, W, L, ...	2	0	2	1	0	2
11th Djurgårdens IF	6	2	2	2	-1	8	D, W, D, L, W, ...	1	2	1	1	0	1
12th GAIS	7	1	4	2	-1	7	L, D, D, D, W, ...	1	1	1	0	3	1
13th Halmstads BK	7	2	1	4	-8	7	W, D, L, L, W, ...	2	0	2	0	1	2
14th IK Sirius	7	1	3	3	-4	6	D, D, L, D, L, ...	0	1	2	1	2	1
15th Östers IF	7	1	0	6	-7	3	L, L, L, L, L, ...	1	0	2	0	0	4
16th IFK Värnamo	7	0	0	7	-9	0	L, L, L, L, L, ...	0	0	4	0	0	3

Division 1, Sweden				1 X 2			Double Chance			Handicap				Total			Both to Score	
No.	Date c	Home team	Away team	1	X	2	1X	12	X2		1	X	2		▼	▲	Yes	No
5BG	Fri 19:00 3	Lunds BK	Hässelholms IF	1.50	3.90	5.10	1.07	1.15	2.25	0:1	2.55	3.40	2.30	2.5	1.80	1.80	1.85	1.70
6BH	Fri 19:30 3	FC Arlanda	Enköpings SK FK	2.15	3.50	2.80	1.30	1.20	1.55	0:1	4.00	3.70	1.65	2.5	1.85	1.75	1.65	2.00
27BC	Sat 13:00 3	Torslanda IK	IFK Skövde FK	1.48	4.10	5.50	1.10	1.15	2.35	0:1	2.30	3.60	2.45	2.5	2.20	1.50	1.60	1.95
134F	Sat 13:00 3	FC Stockholm In...	Sollentuna FF	1.20	5.80	9.75	1.02	1.05	3.70	0:2	2.70	4.10	2.00	3.5	1.60	2.10	1.75	1.85
279E	Sat 16:00 3	IFK Haninge	Karlbergs BK	2.00	3.80	2.85	1.32	1.18	1.60	0:1	3.80	4.10	1.60	3.5	1.55	2.10	1.40	2.55
27DE	Sat 16:00 3	Gefle IF	AFC Eskilstuna	2.45	3.40	2.50	1.42	1.25	1.45	1:0	1.44	4.30	5.10	2.5	1.80	1.80	1.65	1.95
27DG	Sat 16:00 3	Husqvarna FF	Eskilsminne IF	2.65	3.35	2.30	1.46	1.20	1.38	1:0	1.50	4.20	4.50	2.5	1.90	1.70	1.55	2.15
27DH	Sat 16:00 3	Ljungkile SK	Oskarshamns AIK	1.50	3.80	5.40	1.07	1.16	2.20	0:1	2.40	3.60	2.35	2.5	1.95	1.65	1.75	1.85
27EG	Sat 16:00 3	Skövde AIK	Ariana FC	3.05	3.40	2.05	1.60	1.22	1.24	1:0	1.65	3.70	3.80	2.5	1.90	1.70	1.60	2.05
28CF	Sat 17:30 3	Vasalunds IF	Nordic United FC	2.55	3.40	2.35	1.45	1.22	1.40	1:0	1.46	4.10	5.00	2.5	1.80	1.80	1.60	2.05

Regular season

Team	Matches played	Wins	Draws	Losses	Goals difference	Points		Wins (home matches)	Home matches Draws (home matches)	Losses (home matches)	Wins (away matches)	Away matches Draws (away matches)	Losses (away matches)
1st Ljungskile SK	6	5	0	1	11	15	W, W, W, W, L, ...	2	0	1	3	0	0
2nd Rosengård	6	4	2	0	4	14	D, W, W, D, W, ...	2	1	0	2	1	0
3rd Ängelholms FF	6	3	2	1	3	11	W, W, W, D, D, ...	2	0	1	1	2	0
4th Lunds BK	6	3	2	1	6	11	D, D, W, W, W, ...	2	1	0	1	1	1
5th Norrby IF	6	3	2	1	6	11	D, L, D, W, W, ...	1	2	0	2	0	1
6th Ariana	6	3	2	1	5	11	W, D, L, W, D, ...	2	1	0	1	1	1
7th Torslanda IK	6	3	1	2	8	10	D, L, W, W, L, ...	2	0	1	1	1	1
8th Jönköpings So...	6	3	1	2	2	10	L, W, W, L, D, ...	3	0	0	0	1	2
9th Skövde AIK	6	2	2	2	-5	8	W, W, D, L, D, ...	1	1	1	1	1	1
10th BK Olympic	6	2	2	2	-8	8	D, D, L, W, W, ...	1	1	1	1	1	1
11th Trollhättan	6	2	1	3	-2	7	D, L, W, L, L, ...	1	1	1	1	0	2
12th Husqvarna FF	6	1	1	4	-3	4	L, D, L, L, W, ...	1	1	1	0	0	3
13th Hässelholms IF	6	1	1	4	-8	4	L, D, L, L, L, ...	0	0	3	1	1	1
14th Eskilsminne IF	6	0	3	3	-6	3	D, L, L, D, D, ...	0	2	1	0	1	2
15th Oskarshamns ...	6	0	3	3	-7	3	D, D, L, L, D, ...	0	2	1	0	1	2
16th IFK Skövde	6	0	1	5	-6	1	L, L, L, D, L, ...	0	0	3	0	1	2

Superettan, Sweden				1 X 2			Double Chance			Handicap				Total			Both to Score	
No.	Date c	Home team	Away team	1	X	2	1X	12	X2		1	X	2		▼	▲	Yes	No
245G	Sat 13:00 3	Sandvikens IF	Umeå FC	1.55	4.10	4.80	1.12	1.16	2.25	0:1	2.50	3.50	2.25	2.5	1.95	1.65	1.65	2.00
249H	Sat 15:00 3	Utsiktens BK	Falkenbergs FF	2.50	3.20	2.50	1.42	1.28	1.45	1:0	1.46	4.20	5.20	2.5	1.80	1.85	1.65	1.95
24AB	Sat 15:00 3	GIF Sundsvall	Västerås SK FK	3.50	3.50	1.95	1.70	1.20	1.24	1:0	1.70	3.70	3.70	2.5	1.80	1.80	1.70	1.95
24AC	Sat 15:00 3	IK Oddevold	Örebro SK	1.95	3.40	3.30	1.26	1.24	1.65	0:1	3.80	3.60	1.70	2.5	1.60	1.95	1.80	1.80
149G	Sun 13:00 3	Östersunds FK	Varbergs BoIS FC	2.45	3.45	2.50	1.42	1.22	1.42	0:1	5.00	4.10	1.46	2.5	1.80	1.80	1.60	2.00
13EG	Sun 15:00 3	Kalmar FF	Trelleborgs FF	1.48	4.20	5.60	1.10	1.16	2.35	0:1	2.35	3.40	2.35	2.5	1.85	1.75	1.80	1.80
25DG	Mon 19:00 3	Landskrona BoIS	Örgryte IS	1.80	3.70	3.80	1.20	1.18	1.85	0:1	3.20	3.60	1.90	2.5	2.05	1.60	1.60	2.10

Regular season

Team	Matches played	Wins	Draws	Losses	Goals difference	Points		Wins (home matches)	Home matches Draws (home matches)	Losses (home matches)	Wins (away matches)	Away matches Draws (away matches)	Losses (away matches)
1st Varbergs BoIS	6	4	2	0	10	14	W, W, W, D, W, ...	3	0	0	1	2	0
2nd Kalmar FF	6	4	2	0	9	14	D, W, W, W, W, ...	2	0	0	2	2	0
3rd Landskrona B...	6	4	2	0	5	14	W, W, W, W, D, ...	2	1	0	2	1	0
4th Östersunds FK	6	3	2	1	2	11	W, W, L, D, D, ...	1	1	0	2	1	1
5th Örgryte IS	6	3	2	1	5	11	W, L, W, D, D, ...	3	1	0	0	1	1
6th IK Oddevold	6	3	1	2	2	10	W, L, D, L, W, ...	1	0	2	2	1	0
7th Vasteras SK	6	2	3	1	1	9	D, D, L, W, D, ...	1	2	0	1	1	1
8th GIF Sundsvall	6	2	2	2	1	8	D, W, L, D, L, ...	1	1	1	1	1	1
9th Falkenbergs FF	6	2	2	2	0	8	L, W, D, L, W, ...	1	2	0	1	0	2
10th IK Brage	6	2	2	2	-2	8	L, W, W, D, L, ...	0	1	2	2	1	0
11th Sandvikens IF	6	2	1	3	-3	7	L, L, L, W, W, ...	1	1	1	1	0	2
12th Helsingborgs IF	6	2	0	4	-4	6	L, L, W, W, L, ...	1	0	2	1	0	2
13th Utsiktens BK	6	1	2	3	-1	5	D, D, W, L, L, ...	1	1	1	0	1	2
14th Trelleborgs FF	6	1	1	4	-7	4	D, L, L, L, W, ...	0	0	3	1	1	1
15th Örebro SK	6	0	1	5	-9	1	D, L, L, L, L, ...	0	1	2	0	0	3
16th Umea FC	6	0	1	5	-9	1	L, L, L, D, L, ...	0	1	3	0	0	2

Sweden Division 2, Sweden				1 X 2			Double Chance			Handicap				Total			Both to Score	
No.	Date c	Home team	Away team	1	X	2	1X	12	X2		1	X	2		▼	▲	Yes	No
13DF	Fri 19:00 3	Bergnäsets AIK	: Bodens	2.60	3.80	2.15	1.50	1.12	1.40	1:0	1.50	4.40	4.00	3.5	1.65	1.95	1.34	2.90
16DE	Fri 19:00 3	Skara FC	: Tidaholms GoIF	1.80	3.90	3.30	1.20	1.16	1.75	0:1	3.10	3.80	1.80	3.5	1.50	2.25	1.46	2.35
19FG	Fri 19:00 3	Sölvesborgs GoIF	: IFK Hässleholm	2.05	3.80	2.70	1.36	1.16	1.55	0:1	3.50	4.10	1.60	3.5	1.65	1.95	1.35	2.75
1BEF	Fri 19:00 3	Piteå IF	: IFK Luleå	1.55	4.30	4.10	1.16	1.10	2.10	0:1	2.45	3.70	2.15	3.5	1.55	2.10	1.48	2.30
2348	Fri 19:00 3	Lindome GIF	: Hestrafors IF	1.60	4.30	4.00	1.16	1.10	2.00	0:1	2.45	3.90	2.05	3.5	1.75	1.85	1.40	2.65
239A	Fri 19:00 3	Boljan	: Åstorps FF	4.20	4.30	1.55	2.10	1.14	1.16	1:0	2.20	4.00	2.35	3.5	1.75	1.85	1.40	2.55
23BD	Fri 19:00 3	Landvetter IS	: Västra Frölunda ...	1.95	3.80	2.90	1.28	1.16	1.60	0:1	3.40	4.10	1.65	3.5	1.70	1.90	1.32	2.80
23GH	Fri 19:00 3	Varbergs GIF	: BK Astrio	3.35	3.80	1.80	1.80	1.14	1.25	1:0	1.85	3.90	2.90	3.5	1.60	2.05	1.40	2.55
1ABE	Fri 19:30 3	Vänersborgs FK	: IK Tord	2.50	4.00	2.15	1.50	1.16	1.40	1:0	1.55	4.30	3.70	3.5	1.65	2.10	1.38	2.65

Norra

Team	Matches played	Wins	Draws	Losses	Goals difference	Points		Wins (home matches)	Home matches Draws (home matches)	Losses (home matches)	Wins (away matches)	Away matches Draws (away matches)	Losses (away matches)
1st Pitea IF	3	3	0	0	10	9	W, W, W	1	0	0	2	0	0
2nd IFK Lulea	3	3	0	0	7	9	W, W, W	2	0	0	1	0	0
3rd Skelleftea FF	4	3	0	1	3	9	W, W, L, W	1	0	1	2	0	0
4th Bergnaset's A...	3	0	2	1	-3	2	D, L, D	0	1	0	0	1	1
5th Kiruna	4	0	2	2	-5	2	L, L, D, D	0	1	1	0	1	1
6th Bodens BK	3	0	1	2	-4	1	L, D, L	0	0	2	0	1	0
7th Boden City	4	0	1	3	-8	1	D, L, L, L	0	1	1	0	0	2

Sodra

Team	Matches played	Wins	Draws	Losses	Goals difference	Points		Wins (home matches)	Home matches Draws (home matches)	Losses (home matches)	Wins (away matches)	Away matches Draws (away matches)	Losses (away matches)
1st IFK Östersund	4	4	0	0	9	12	W, W, W, W	3	0	0	1	0	0
2nd Umea FC Aka...	3	3	0	0	9	9	W, W, W	1	0	0	2	0	0
3rd Kubikenborgs	2	1	0	1	-2	3	L, W	0	0	1	1	0	0
4th Friska Viljor	3	1	0	2	-3	3	L, L, W	1	0	1	0	0	1
5th Tafta IK	3	1	0	2	-3	3	L, L, W	1	0	1	0	0	1
6th Gottne IF	4	1	0	3	-4	3	W, L, L, L	1	0	0	0	0	3
7th Lucksta IF	3	0	0	3	-6	0	L, L, L	0	0	1	0	0	2

Switzerland

Challenge League, Switzerland				1 X 2			Double Chance			Handicap				Total			Both to Score	
No.	Date c	Home team	Away team	1	X	2	1X	12	X2		1	X	2		▼	▲	Yes	No
8CE	Fri 19:30 3	FC Schaffhausen	: Stade Nyonnais	2.60	3.45	2.40	1.45	1.24	1.42	1:0	1.50	4.20	4.50	2.5	2.10	1.60	1.50	2.25
179C	Fri 19:30 3	Neuchatel Xama...	: FC Etoile Carouge	3.10	3.70	1.95	1.60	1.22	1.28	1:0	1.65	4.00	3.50	3.5	1.50	2.15	1.44	2.55
179A	Fri 19:30 3	FC Stade LS Ouch..	: AC Bellinzona	2.05	3.35	3.15	1.26	1.24	1.60	0:1	3.80	3.80	1.65	2.5	1.90	1.70	1.60	2.10
145A	Fri 20:15 3	FC Aarau	: FC Wil 1900	1.55	4.00	4.90	1.14	1.18	2.20	0:1	2.40	3.60	2.30	3.5	1.48	2.25	1.60	2.10
2DE	Sun 14:15 3	Vaduz	: FC Thun	4.00	3.70	1.70	1.90	1.22	1.16	1:0	1.90	3.70	2.90	2.5	2.20	1.50	1.48	2.35

Regular season

Team	Matches played	Wins	Draws	Losses	Goals difference	Points		Wins (home matches)	Home matches	Losses (home matches)	Wins (away matches)	Away matches	Losses (away matches)
1st Thun	33	20	8	5	32	68	W, W, W, W, W, ...	12	3	2	8	5	3
2nd Aarau	33	15	12	6	18	57	L, D, D, D, D, ...	7	5	4	8	7	2
3rd Etoile Carouge	33	14	9	10	13	51	L, L, L, D, W, ...	10	4	3	4	5	7
4th FC Wil	33	12	11	10	4	47	W, D, L, D, W, ...	5	8	4	7	3	6
5th Vaduz	33	12	11	10	0	47	L, W, D, L, W, ...	10	3	3	2	8	7
6th Lausanne Ouc...	33	12	10	11	7	46	W, L, D, W, D, ...	5	6	5	7	4	6
7th Neuchatel Xa...	33	11	5	17	-8	38	L, L, D, D, L, ...	6	4	6	5	1	11
8th Bellinzona	33	9	10	14	-17	34	W, D, W, W, L, ...	6	5	6	3	5	8
9th Stade Nyonna..	33	9	5	19	-24	32	W, W, L, L, L, ...	6	1	10	3	4	9
10th Schaffhausen	33	7	7	19	-25	25	L, D, W, L, L, ...	1	5	10	6	2	9

Super League, Switzerland				1 X 2			Double Chance			Handicap				Total			Both to Score	
No.	Date c	Home team	Away team	1	X	2	1X	12	X2		1	X	2		▼	▲	Yes	No
1C	Sat 18:00	FC St. Gallen	: FC Winterthur	1.46	4.60	5.70	1.09	1.14	2.45	0:1	2.30	3.80	2.50	3.5	1.65	2.15	1.50	2.30
7E	Sat 18:00	FC Zurich	: Grasshopper Clu...	1.85	3.70	3.60	1.20	1.20	1.85	0:1	3.25	3.80	1.85	2.5	2.00	1.65	1.60	2.05
3H	Sat 18:00	Yverdon Sport	: FC Sion	2.75	3.40	2.40	1.50	1.25	1.40	1:0	1.50	4.20	4.60	2.5	1.95	1.75	1.60	2.15
BD	Sat 20:30	FC Lugano	: FC Basel	2.50	3.60	2.40	1.45	1.22	1.46	1:0	1.50	4.50	4.50	3.5	1.48	2.30	1.46	2.50
57	Sun 14:15	FC Luzern	: FC Lausanne-Spo..	2.35	3.45	2.65	1.42	1.25	1.50	0:1	4.60	4.30	1.55	2.5	2.05	1.65	1.55	2.25
18F	Sun 16:30	Servette FC	: BSC Young Boys	2.25	3.60	2.85	1.36	1.22	1.60	0:1	4.00	4.20	1.60	3.5	1.48	2.30	1.44	2.55
1BD	Tue 20:30	FC Zurich	: FC Winterthur	1.42	4.70	6.40	1.08	1.16	2.55	0:1	2.25	3.60	2.65	3.5	1.50	2.35	1.60	2.10
19B	Wed 20:30	FC Lausanne-Spo..	: FC Basel	2.35	3.70	2.60	1.42	1.22	1.50	0:1	4.40	4.20	1.55	3.5	1.50	2.35	1.44	2.55
28D	Thu 20:30	BSC Young Boys	: FC Luzern	1.55	4.30	4.70	1.16	1.18	2.15	0:1	2.55	3.70	2.25	3.5	1.55	2.25	1.50	2.35
7F	Thu 20:30	Servette FC	: FC Lugano	1.85	3.80	3.50	1.25	1.22	1.80	0:1	3.45	3.70	1.85	2.5	2.10	1.60	1.55	2.20

Relegation Group

Team	Matches played	Wins	Draws	Losses	Goals difference	Points		Wins (home matches)	Home matches	Losses (home matches)	Wins (away matches)	Away matches	Losses (away matches)
1st St. Gallen	34	12	12	10	3	48	D	0	0	0	0	1	0
2nd Zurich	34	13	8	13	-5	47	L	0	0	0	0	0	1
3rd Sion	34	10	9	15	-9	39	W	1	0	0	0	0	0
4th Yverdon-Sport	34	8	10	16	-24	34	D	0	1	0	0	0	0
5th Grasshopper	34	7	12	15	-13	33	L	0	0	0	0	0	1
6th Winterthur	34	9	6	19	-27	33	W	1	0	0	0	0	0

Tajikistan

Tajikistan Premier League, Tajikistan				1 X 2			Double Chance			Total			Both to Score	
No.	Date c	Home team	Away team	1	X	2	1X	12	X2		▼	▲	Yes	No
27CF	Fri 14:00 3	Khosilot Parkhar	: FC Khujand	3.20	3.15	2.10	1.55	1.26	1.26	2.5	1.75	1.85	1.70	1.95
35E	Fri 14:00 3	Panjsher	: Eskhata	6.00	3.90	1.46	2.45	1.15	1.04	2.5	1.70	1.85	2.05	1.65
28H	Sat 14:00 3	CSKA Pomir	: FK Istaravshan	1.65	3.70	4.60	1.12	1.18	2.05	2.5	1.85	1.75	1.80	1.85
29E	Sat 15:00 3	Barkchi Hisor	: Ravshan Kulob	3.35	3.25	2.00	1.65	1.25	1.25	2.5	1.60	2.00	1.85	1.80
13FH	Sun 14:00 3	FC Hulbuk	: Regar-Tadaz	2.45	3.20	2.65	1.38	1.26	1.44	2.5	1.60	2.00	1.80	1.80
1358	Sun 16:00 3	Istiklol	: FK Vakhsh	1.50	3.80	5.60	1.08	1.16	2.30	2.5	1.80	1.80	1.90	1.75

Regular season

Team	Matches played	Wins	Draws	Losses	Goals difference	Points		Wins (home matches)	Home matches Draws (home matches)	Losses (home matches)	Wins (away matches)	Away matches Draws (away matches)	Losses (away matches)
1st FC Istiklol	8	6	2	0	9	20	W, D, W, W, W, ...	4	1	0	2	1	0
2nd Khatlon	8	5	3	0	7	18	D, W, W, W, D, ...	2	2	0	3	1	0
3rd Ravshan	8	3	4	1	5	13	D, D, D, W, W, ...	2	3	0	1	1	1
4th FK Khujand	8	4	1	3	-1	13	W, D, W, W, W, ...	2	1	1	2	0	2
5th CSKA Pomir D...	8	3	3	2	3	12	D, W, L, L, D, ...	1	2	1	2	1	1
6th Eskhata	8	3	3	2	2	12	W, D, D, L, W, ...	2	1	1	1	2	1
7th Barkchi Hisor	8	2	4	2	2	10	D, D, L, W, D, ...	1	1	2	1	3	0
8th Regar-TadAZ	8	2	2	4	-2	8	L, L, D, W, L, ...	0	1	2	2	1	2
9th Hulbuk	8	2	2	4	-4	8	L, D, L, L, L, ...	1	0	2	1	2	2
10th Istaravshan	8	1	3	4	-4	6	W, L, D, L, L, ...	1	1	2	0	2	2
11th Khosilot Parkh...	8	1	3	4	-5	6	L, W, D, L, D, ...	1	2	1	0	1	3
12th Panjsher	8	0	2	6	-12	2	L, L, D, L, L, ...	0	1	3	0	1	3

Trinidad and Tobago

T & T Pro League, Trinidad and Tobago				1 X 2			Double Chance			Handicap				Total			Both to Score	
No.	Date c	Home team	Away team	1	X	2	1X	12	X2		1	X	2		▼	▲	Yes	No
1FH	Sat 00:00 3	Police FC	: Morvant Caledon..	1.46	4.20	6.00	1.05	1.12	2.45	0:1	2.10	3.70	2.65	3.5	2.05	1.60	1.32	2.85
1245	Sat 02:00 3	San Juan Jablote..	: Eagles FC Cunupia	1.22	6.20	7.75		1.05	3.25	0:2	2.35	4.00	2.15	4.5	1.65	1.95	1.34	2.85

Regular season

Team	Matches played	Wins	Draws	Losses	Goals difference	Points		Wins (home matches)	Home matches Draws (home matches)	Losses (home matches)	Wins (away matches)	Away matches Draws (away matches)	Losses (away matches)
1st Defence Force	18	16	2	0	50	50	W, W, D, D, W, ...	10	1	0	6	1	0
2nd Central FC	18	12	1	5	17	37	L, W, W, W, D, ...	6	1	2	6	0	3
3rd Police FC	18	10	3	5	20	33	W, D, W, W, L, ...	2	2	4	8	1	1
4th San Juan Jabl...	18	9	5	4	13	32	D, L, D, W, W, ...	3	3	3	6	2	1
5th Port of Spain	18	8	6	4	10	30	L, W, D, L, W, ...	4	1	3	4	5	1
6th Club Sando	18	8	4	6	12	28	W, L, W, W, D, ...	3	2	4	5	2	2
7th Morvant Caled..	18	8	3	7	-11	27	W, L, L, W, D, ...	3	1	6	5	2	1
8th La Horquetta	18	3	8	7	-5	17	D, D, L, D, D, ...	1	4	3	2	4	4
9th Tobago FC Ph...	18	4	4	10	-14	16	L, W, L, L, L, ...	2	3	5	2	1	5
10th Prison Service...	18	3	5	10	-12	14	L, D, D, L, W, ...	2	3	4	1	2	6
11th Eagles FC	18	3	2	13	-52	11	W, D, W, L, L, ...	2	0	6	1	2	7
12th Point Fortin	18	2	1	15	-28	7	L, L, L, L, D, ...	1	1	7	1	0	8

Turkey

1. Lig, Turkey				1 X 2			Double Chance			Handicap				Total			Both to Score	
No.	Date c	Home team	Away team	1	X	2	1X	12	X2		1	X	2		▼	▲	Yes	No
25FH	Sat 15:00 3	MKE Ankargucu	: Amed Sportif Fal...	1.70	3.70	4.30	1.15	1.20	1.95	0:1	2.90	3.60	2.05	2.5	2.00	1.70	1.65	2.00
25GH	Sat 15:00 3	Bandirmaspor	: Pendikspor	1.48	4.10	5.70	1.06	1.16	2.45	0:1	2.35	3.45	2.50	2.5	2.00	1.60	1.70	1.85
2679	Sat 15:00 3	Fatih Karagumru...	: Igdır Belediyesp...	3.35	3.25	2.05	1.65	1.30	1.24	1:0	1.65	3.70	4.10	2.5	1.60	2.05	1.80	1.80
267A	Sat 15:00 3	Sanliurfaspor	: BB Erzurumspor	10.0	5.40	1.24	3.50	1.07		2:0	1.90	3.80	2.95	2.5	2.05	1.60	2.05	1.60
267B	Sat 15:00 3	Istanbulspor	: Çorum Belediyes...	1.32	5.10	8.00	1.04	1.10	3.05	0:1	1.90	3.70	3.25	3.5	1.50	2.20	1.70	1.90
267C	Sat 15:00 3	Urmanispor	: Manisa FK	5.40	4.20	1.48	2.35	1.16	1.10	1:0	2.40	3.50	2.40	2.5	2.10	1.55	1.65	2.00
267D	Sat 15:00 3	Sakaryaspor	: Erokspor	2.35	2.30	4.10	1.16	1.50	1.44	0:1	4.40	4.30	1.50	2.5	1.65	1.95	1.60	1.95
267E	Sun 15:00 3	Kocaelispor	: Keciorengucu	1.50	4.30	4.90	1.10	1.16	2.30	0:1	2.40	3.60	2.35	3.5	1.50	2.15	1.55	2.25

Regular season

Team	Matches played	Wins	Draws	Losses	Goals difference	Points		Wins (home matches)	Home matches Draws (home matches)	Losses (home matches)	Wins (away matches)	Away matches Draws (away matches)	Losses (away matches)
1st Kocaelispor	37	20	9	8	24	69	L, L, L, W, W, ...	11	4	3	9	5	5
2nd Genclerbirliği	37	18	11	8	18	65	W, W, D, D, W, ...	12	4	3	6	7	5
3rd Fatih Karagum..	37	18	9	10	18	63	L, W, L, D, L, ...	10	5	3	8	4	7
4th Istanbulspor	37	19	4	14	26	61	W, W, W, L, L, ...	13	2	3	6	2	11
5th BB Erzurumsp...	37	18	7	12	21	61	W, L, L, W, D, ...	10	4	5	8	3	7
6th Bandirmaspor	37	16	13	8	6	61	D, W, D, D, W, ...	11	4	3	5	9	5
7th Iğdır FK	37	16	10	11	25	58	W, W, W, D, W, ...	10	4	5	6	6	6
8th Boluspor	37	16	10	11	19	58	W, W, W, D, W, ...	10	4	5	6	6	6
9th Amed SFK	37	14	15	8	10	57	W, L, W, W, D, ...	9	6	4	5	9	4
10th Corum FK	37	14	12	11	7	54	W, L, L, W, D, ...	9	7	3	5	5	8
11th Umraniyespor	37	14	11	12	7	53	L, W, W, D, L, ...	8	8	2	6	3	10
12th Esenler Eroks...	37	13	13	11	5	52	L, L, W, D, W, ...	7	8	4	6	5	7
13th Ankara Keçior...	37	14	9	14	10	51	L, L, L, W, W, ...	6	4	9	8	5	5
14th Pendikspor	37	13	9	15	-5	48	W, L, L, L, W, ...	7	6	6	6	3	9
15th Sakaryaspor	37	12	12	13	-8	48	L, W, L, W, L, ...	9	5	4	3	7	9
16th MKE Ankaragu..	37	13	6	18	-1	45	W, W, L, D, L, ...	9	3	6	4	3	12
17th Manisa FK	37	13	6	18	-3	45	D, W, W, L, D, ...	6	5	8	7	1	10
18th Sanlıurfaspor	37	11	7	19	-9	40	L, L, W, L, L, ...	7	3	8	4	4	11
19th Adanaspor AS	37	7	9	21	-36	30	L, L, W, L, L, ...	4	5	9	3	4	12
20th Yeni Malatyas...	37	0	0	37	-134	-21	L, L, L, L, L, ...	0	0	18	0	0	19

Cup, Turkey				1 X 2			Double Chance			Handicap				Total			Both to Score	
No.	Date c	Home team	Away team	1	X	2	1X	12	X2		1	X	2		▼	▲	Yes	No
1ABF	Wed 19:45	Trabzonspor	: Galatasaray	4.40	3.80	1.70	2.00	1.18	1.14	1:0	2.10	3.70	2.90	2.5	1.95	1.70	1.65	2.00

Super Lig, Turkey				1 X 2			Double Chance			Handicap				Total			Both to Score	
No.	Date c	Home team	Away team	1	X	2	1X	12	X2		1	X	2		▼	▲	Yes	No
2H	Fri 19:00	Gazisehir Gazian...	: Alanyaspor	2.40	3.40	2.75	1.38	1.26	1.50	0:1	4.30	4.30	1.55	2.5	2.05	1.65	1.50	2.25
169	Fri 19:00	Istanbul Basaks...	: Fenerbahçe	4.00	3.70	1.80	1.90	1.20	1.18	1:0	2.00	3.90	3.00	2.5	2.20	1.60	1.55	2.20
2F	Sat 15:00	Torku Konyaspor	: Caykur Rizespor	1.95	3.40	3.50	1.24	1.26	1.70	0:1	3.70	3.80	1.75	2.5	1.85	1.80	1.60	2.00
AG	Sat 15:00	Eyüpspor	: Kasimpasa	2.25	3.50	2.80	1.34	1.26	1.55	0:1	4.10	4.20	1.65	2.5	2.25	1.55	1.50	2.45
2AE	Sat 18:00	Trabzonspor	: Galatasaray	3.90	4.30	1.70	2.00	1.18	1.20	1:0	2.00	4.10	2.75	3.5	1.75	1.95	1.46	2.70
5CF	Sun 15:00	Sivasspor	: Bodrum Belediye..	2.20	3.20	3.15	1.32	1.30	1.60	0:1	4.30	3.80	1.55	2.5	1.70	1.95	1.75	1.90
158	Sun 18:00	Goztepe	: Hatayspor	1.25	6.40	9.50	1.03	1.08	3.80	0:2	2.60	4.20	2.10	3.5	1.80	1.80	1.65	2.10
139	Sun 18:00	Besiktas	: Adana Demirspor	1.05	11.5	21.0			7.50	0:3	2.55	4.50	2.10	4.5	1.55	2.10	1.90	1.75
DH	Mon 19:00	Kayserispor	: Antalyaspor	1.90	3.40	3.70	1.20	1.25	1.75	0:1	3.60	3.70	1.80	2.5	1.80	1.80	1.70	2.00

Regular season

Team	Matches played	Wins	Draws	Losses	Goals difference	Points		Wins (home matches)	Home matches Draws (home matches)	Losses (home matches)	Wins (away matches)	Away matches Draws (away matches)	Losses (away matches)
1st Galatasaray	32	26	5	1	51	83	W, W, W, W, L, ...	13	3	0	13	2	1
2nd Fenerbahçe	32	23	6	3	48	75	L, W, D, W, W, ...	12	2	2	11	4	1
3rd Samsunspor	33	17	6	10	12	57	W, W, L, L, L, ...	9	2	5	8	4	5
4th Besiktas	32	15	10	7	17	55	W, W, D, L, D, ...	10	2	4	5	8	3
5th Istanbul Basak..	32	15	6	11	9	51	W, L, W, W, W, ...	9	4	3	6	2	8
6th Eyupspor	33	14	8	11	8	50	L, L, L, W, W, ...	9	3	4	5	5	7
7th Goztepe	32	12	10	10	13	46	W, W, D, L, D, ...	10	5	1	2	5	9
8th Trabzonspor	32	12	10	10	13	46	D, W, W, W, L, ...	10	4	2	2	6	8
9th Kasimpasa	32	10	13	9	-2	43	D, W, L, D, W, ...	5	7	4	5	6	5
10th Konyaspor	33	12	7	14	-4	43	L, W, W, W, L, ...	8	5	3	4	2	11
11th Antalyaspor	32	12	7	13	-20	43	W, L, D, W, W, ...	10	3	3	2	4	10
12th Gaziantep	32	12	6	14	-4	42	L, L, L, W, D, ...	10	3	3	2	3	11
13th Kayserispor	32	10	11	11	-10	41	D, W, D, W, W, ...	7	4	5	3	7	6
14th Caykur Rizesp...	32	12	4	16	-12	40	W, L, W, L, D, ...	7	4	5	5	0	11
15th Alanyaspor	32	9	8	15	-11	35	D, L, W, L, L, ...	7	4	5	2	4	10
16th Sivasspor	33	9	7	17	-13	34	L, W, L, L, D, ...	7	5	5	2	2	12
17th Bodrumspor	32	9	7	16	-13	34	L, L, D, W, L, ...	5	4	7	4	3	9
18th Hatayspor	32	4	7	21	-31	19	L, L, L, L, L, ...	3	5	9	1	2	12
19th Adana Demirs...	32	2	4	26	-51	-2	L, L, L, L, L, ...	1	2	13	1	2	13

Ukraine

Premier League, Ukraine				1 X 2			Double Chance			Handicap				Total			Both to Score	
No.	Date c	Home team	Away team	1	X	2	1X	12	X2		1	X	2		▼	▲	Yes	No
15BH	Fri 14:30 3	FC Zorya Luhansk	: FC Shakhtar Don...	8.50	5.20	1.26	3.20	1.10		2:0	1.85	3.80	3.15	2.5	2.20	1.55	1.95	1.70
15DE	Fri 17:00 3	Polessya	: FC Dynamo Kyiv	4.40	3.40	1.70	1.90	1.22	1.12	1:0	1.90	3.50	3.10	2.5	1.60	2.10	1.95	1.70
15CE	Sat 12:00 3	FC Vorskla Polta...	: FC Chornomoret...	1.42	3.80	6.80	1.04	1.18	2.45	0:1	2.45	3.35	2.45	2.5	1.55	2.05	2.20	1.50
15BC	Sat 14:30 3	FC Obolon-Brovar	: LNZ Cherkasy	2.65	2.75	2.75	1.36	1.32	1.38	0:1	5.70	4.00	1.42	1.5	2.20	1.50	2.20	1.55
15EH	Sat 17:00 3	Rukh Lviv	: NK Veres Rivne	1.90	3.20	4.00	1.16	1.26	1.70	0:1	3.60	3.60	1.75	2.5	1.55	2.20	1.90	1.70
15DH	Sun 12:00 3	Kryvbas	: FC Kolos Kovalivk..	2.00	3.15	3.60	1.22	1.30	1.65	0:1	4.00	3.50	1.70	1.5	2.25	1.50	2.30	1.55
15BG	Sun 17:00 3	FC Karpaty Lviv	: PFC Olexandria	3.25	3.10	2.05	1.65	1.26	1.26	1:0	1.60	3.70	4.50	2.5	1.50	2.30	2.00	1.65
15CG	Mon 14:30 3	Inhulets Petrove	: Fc Levy Bereg Ki...	2.85	2.90	2.50	1.42	1.34	1.32	1:0	1.45	4.20	5.50	1.5	2.10	1.50	2.20	1.50

Regular season

Team	Matches played	Wins	Draws	Losses	Goals difference	Points		Home matches			Away matches		
								Wins (home matches)	Draws (home matches)	Losses (home matches)	Wins (away matches)	Draws (away matches)	Losses (away matches)
1st Dynamo Kyiv	27	20	7	0	42	67	W, D, W, W, W, ...	11	3	0	9	4	0
2nd FC Oleksandri...	27	19	6	2	23	63	W, W, W, D, W, ...	11	3	0	8	3	2
3rd Shakhtar Don...	27	17	6	4	40	57	W, D, L, W, W, ...	10	3	2	7	3	2
4th Polessya Zhit...	27	11	10	6	9	43	L, D, D, W, D, ...	5	6	2	6	4	4
5th Kryvbas	27	12	7	8	8	43	W, D, D, W, L, ...	6	3	4	6	4	4
6th Karpaty Lviv	27	12	7	8	8	43	W, D, W, W, D, ...	8	3	2	4	4	6
7th Zorya Luhansk	27	11	3	13	-6	36	D, L, W, L, L, ...	7	0	6	4	3	7
8th Veres Rivne	27	9	8	10	-7	35	L, L, W, W, L, ...	5	5	4	4	3	6
9th Rukh Lviv	27	8	10	9	2	34	D, W, L, D, W, ...	3	5	5	5	5	4
10th Kolos Kovalivka	27	6	11	10	0	29	D, D, W, W, L, ...	1	8	5	5	3	5
11th LNZ Cherkasy	27	7	7	13	-12	28	D, D, D, L, L, ...	5	3	6	2	4	7
12th Obolon-Brova...	27	7	7	13	-24	28	W, D, L, W, W, ...	3	5	5	4	2	8
13th Vorskla Poltava	27	6	7	14	-13	25	D, W, L, L, L, ...	3	3	8	3	4	6
14th Livyi Bereg	27	6	5	16	-20	23	L, L, L, D, L, ...	3	3	8	3	2	8
15th Inhulets Petro...	27	4	8	15	-24	20	L, W, L, D, L, ...	3	2	7	1	6	8
16th Chornomoret...	27	5	3	19	-26	18	L, L, L, L, W, ...	4	1	8	1	2	11

United Arab Emirates

Presidents Cup, United Arab Emirates				1 X 2			Double Chance			Handicap				Total			Both to Score	
No.	Date c	Home team	Away team	1	X	2	1X	12	X2		1	X	2		▼	▲	Yes	No
AFH	Fri 17:30 3	Al Sharjah	: Al Ahli Dubai	2.90	2.80	2.50	1.42	1.30	1.30	1:0	1.46	4.20	4.80	2.5	1.60	2.00	1.75	1.85

USA

Major League Soccer, USA				1 X 2			Double Chance			Handicap				Total			Both to Score	
No.	Date c	Home team	Away team	1	X	2	1X	12	X2		1	X	2		▼	▲	Yes	No
156E	Sat 20:30	Chicago Fire	: Atlanta United	2.05	3.80	3.00	1.30	1.25	1.60	0:1	3.70	4.10	1.70	3.5	1.55	2.25	1.42	2.60
39B	Sat 22:30	Minnesota United	: Inter Miami CF	2.15	3.50	2.85	1.36	1.28	1.55	0:1	4.20	4.00	1.60	2.5	2.15	1.65	1.55	2.30
36D	Sat 22:30	Toronto FC	: DC United	2.25	3.50	2.85	1.36	1.25	1.55	0:1	4.40	4.20	1.55	2.5	1.95	1.75	1.65	2.15
2CD	Sun 01:30	FC Cincinnati	: Austin FC	1.80	3.60	4.00	1.20	1.26	1.90	0:1	3.15	3.70	1.95	2.5	1.90	1.75	1.65	1.95
35B	Sun 01:30	Orlando City	: New England Rev...	1.60	4.10	5.00	1.14	1.20	2.20	0:1	2.70	3.60	2.25	2.5	1.95	1.70	1.75	2.00
7CD	Sun 01:30	New York Red Bu...	: LA Galaxy	1.75	3.60	4.00	1.20	1.26	1.95	0:1	3.15	3.70	1.95	2.5	1.95	1.75	1.65	2.10
ABE	Sun 01:30	Philadelphia Unio..	: Columbus Crew	2.30	3.45	2.75	1.38	1.26	1.50	0:1	4.70	4.20	1.50	2.5	2.00	1.65	1.55	2.20
BCE	Sun 01:30	FC New York	: CF Montreal	1.70	3.60	4.70	1.15	1.25	2.00	0:1	2.95	3.50	2.05	2.5	1.80	1.90	1.80	1.85
168A	Sun 02:30	Saint Louis SC	: San Diego FC	2.45	3.50	2.50	1.46	1.28	1.48	0:1	4.60	4.40	1.48	2.5	2.10	1.65	1.55	2.35
16CF	Sun 02:30	FC Dallas	: Real Salt Lake	1.85	3.60	3.60	1.25	1.26	1.85	0:1	3.40	3.80	1.85	2.5	2.00	1.70	1.60	2.15
1789	Sun 02:30	Houston Dynamo	: Seattle Sounders	2.70	3.20	2.60	1.44	1.28	1.42	1:0	1.45	4.20	5.20	2.5	1.65	2.00	1.80	1.85
18AB	Sun 02:30	Nashville SC	: Charlotte FC	1.80	3.70	3.90	1.22	1.26	1.85	0:1	3.25	3.70	1.95	2.5	2.05	1.65	1.60	2.20
5G	Sun 03:30	Colorado Rapids	: SJ Earthquakes	1.80	3.90	3.70	1.25	1.24	1.85	0:1	3.05	3.90	1.95	3.5	1.60	2.10	1.45	2.55
249	Sun 04:30	Portland Timbers	: Sporting Kansas...	1.65	3.90	4.00	1.20	1.22	2.00	0:1	2.80	3.80	2.10	3.5	1.55	2.25	1.50	2.35
268H	Mon 01:00	Vancouver White..	: Los Angeles FC	1.90	3.60	3.35	1.26	1.20	1.70	0:1	3.50	3.90	1.80	2.5	2.00	1.70	1.55	2.15
45G	Thu 01:30	Orlando City	: Charlotte FC	2.00	3.60	3.25	1.30	1.25	1.70	0:1	3.60	3.80	1.75	2.5	2.00	1.70	1.55	2.25
48B	Thu 01:30	CF Montreal	: Columbus Crew	3.10	3.50	2.15	1.60	1.25	1.32	1:0	1.65	4.00	4.00	2.5	1.90	1.80	1.60	2.10
9DF	Thu 01:30	DC United	: FC New York	2.25	3.60	2.75	1.38	1.24	1.55	0:1	4.20	4.20	1.60	2.5	2.05	1.65	1.60	2.15
17C	Thu 01:30	Toronto FC	: FC Cincinnati	2.90	3.50	2.25	1.55	1.26	1.40	1:0	1.60	4.10	4.40	2.5	1.95	1.75	1.60	2.10
36F	Thu 01:30	Philadelphia Unio..	: LA Galaxy	1.55	4.20	5.50	1.10	1.18	2.40	0:1	2.40	3.60	2.50	2.5	2.05	1.65	1.75	1.90
138E	Thu 02:30	Houston Dynamo	: Minnesota United	2.65	3.35	2.45	1.46	1.26	1.42	1:0	1.50	4.00	5.20	2.5	1.65	2.05	1.80	1.85
138B	Thu 02:30	Nashville SC	: New York Red Bu...	2.05	3.60	3.20	1.28	1.22	1.70	0:1	3.70	3.90	1.70	2.5	1.95	1.70	1.60	2.15
138G	Thu 02:30	Austin FC	: Atlanta United	2.25	3.50	2.85	1.36	1.26	1.55	0:1	4.60	4.10	1.55	2.5	1.75	1.90	1.70	1.95
13CE	Thu 02:45	Saint Louis SC	: Sporting Kansas...	2.30	3.50	2.75	1.40	1.25	1.50	0:1	4.50	4.20	1.55	2.5	1.90	1.80	1.65	2.10
139C	Thu 03:30	Real Salt Lake	: Portland Timbers	2.40	3.45	2.75	1.40	1.26	1.50	0:1	4.40	4.20	1.50	2.5	2.10	1.65	1.50	2.25
13EH	Thu 04:30	Los Angeles FC	: Seattle Sounders	2.25	3.50	2.80	1.36	1.25	1.55	0:1	4.30	4.20	1.55	2.5	2.05	1.65	1.55	2.25
13CG	Thu 04:30	San Diego FC	: Colorado Rapids	1.90	3.70	3.60	1.24	1.22	1.85	0:1	3.25	3.90	1.85	2.5	2.10	1.55	1.55	2.15
13BD	Thu 04:30	SJ Earthquakes	: Inter Miami CF	2.70	3.60	2.30	1.50	1.26	1.40	1:0	1.55	4.40	4.40	2.5	2.30	1.55	1.50	2.50

Eastern Conference

Team	Matches played	Wins	Draws	Losses	Goals difference	Points		Wins (home matches)	Home matches Draws (home matches)	Losses (home matches)	Wins (away matches)	Away matches Draws (away matches)	Losses (away matches)
1st Columbus Cre...	11	7	3	1	8	24	W, W, L, W, W, ...	4	2	1	3	1	0
2nd Philadelphia U...	11	7	1	3	11	22	W, W, W, L, D, ...	4	1	1	3	0	2
3rd FC Cincinnati	11	7	1	3	2	22	L, W, W, W, W, ...	4	1	0	3	0	3
4th Inter Miami CF	10	6	3	1	9	21	W, L, W, D, D, ...	3	2	1	3	1	0
5th Charlotte FC	11	6	1	4	6	19	L, L, W, W, W, ...	5	0	1	1	1	3
6th Nashville SC	11	5	2	4	6	17	D, W, L, W, L, ...	4	1	1	1	1	3
7th New York City	11	5	2	4	0	17	W, W, L, W, L, ...	4	0	1	1	2	3
8th Orlando City	11	4	5	2	6	17	D, W, D, D, D, ...	3	1	1	1	4	1
9th New England...	10	5	1	4	2	16	W, W, W, W, L, ...	2	0	2	3	1	2
10th New York Re...	11	4	3	4	-1	15	L, W, L, D, W, ...	4	1	1	0	2	3
11th Chicago Fire	11	3	4	4	-4	13	D, L, L, D, L, ...	0	4	1	3	0	3
12th D.C. United	11	3	3	5	-10	12	W, L, W, L, L, ...	2	2	2	1	1	3
13th Atlanta United	11	2	4	5	-8	10	D, L, L, L, D, ...	2	3	2	0	1	3
14th Toronto FC	11	1	4	6	-8	7	L, L, W, D, D, ...	0	2	3	1	2	3
15th CF Montreal	11	0	3	8	-11	3	L, L, D, L, L, ...	0	1	2	0	2	6

Western Conference

Team	Matches played	Wins	Draws	Losses	Goals difference	Points		Wins (home matches)	Home matches Draws (home matches)	Losses (home matches)	Wins (away matches)	Away matches Draws (away matches)	Losses (away matches)
1st Vancouver W...	11	8	2	1	14	26	W, W, D, W, W, ...	5	0	1	3	2	0
2nd Minnesota Un...	11	5	4	2	5	19	W, L, D, D, W, ...	2	2	1	3	2	1
3rd Portland Timb...	11	5	3	3	2	18	L, W, D, W, D, ...	2	2	1	3	1	2
4th San Diego FC	11	5	2	4	6	17	W, L, L, L, W, ...	3	2	1	2	0	3
5th Los Angeles FC	11	5	2	4	1	17	W, D, D, W, L, ...	4	1	1	1	1	3
6th Austin FC	11	5	1	5	-6	16	L, L, W, L, D, ...	3	1	2	2	0	3
7th Seattle Sound..	11	4	4	3	4	16	W, D, W, W, L, ...	3	2	0	1	2	3
8th Colorado Rapi...	11	4	4	3	-1	16	L, D, D, W, L, ...	2	2	1	2	2	2
9th FC Dallas	11	4	3	4	-5	15	L, W, D, L, D, ...	1	0	3	3	3	1
10th San Jose Eart...	11	4	1	6	4	13	W, L, L, L, W, ...	3	1	3	1	0	3
11th Real Salt Lake	11	4	0	7	-5	12	L, W, L, L, W, ...	2	0	3	2	0	4
12th Sporting Kans...	11	3	1	7	-4	10	W, L, W, L, W, ...	2	1	3	1	0	4
13th St. Louis City	11	2	4	5	-4	10	L, D, D, L, L, ...	1	2	2	1	2	3
14th Houston Dyna...	11	2	4	5	-6	10	L, W, D, D, W, ...	2	1	3	0	3	2
15th Los Angeles G...	11	0	3	8	-13	3	L, L, L, D, L, ...	0	1	4	0	2	4

NWSL W, USA				1 X 2			Double Chance			Handicap				Total			Both to Score	
No.	Date c	Home team	Away team	1	X	2	1X	12	X2		1	X	2		▼	▲	Yes	No
58G	Sat 02:00 3	Racing Louisville...	NJ/NY Gotham FC..	5.30	3.80	1.55	2.30	1.20	1.09	1:0	2.20	3.40	2.70	2.5	1.70	1.90	2.00	1.65
26E	Sat 04:30 3	Angel City FC W	Utah Royals W	1.80	3.35	3.70	1.20	1.22	1.75	0:1	3.30	3.70	1.80	2.5	1.70	1.90	1.70	1.90
149F	Sat 18:50 3	Chicago Red Sta...	Washington Spir...	4.90	4.10	1.55	2.25	1.14	1.10	1:0	2.20	3.20	2.70	2.5	1.75	1.85	1.90	1.75
27BE	Sun 01:30 3	North Carolina C...	Orlando Pride W	3.60	3.20	2.05	1.60	1.26	1.25	1:0	1.60	3.70	4.10	2.5	1.50	2.15	1.90	1.70
EGH	Sun 04:00 3	San Diego Wave...	Portland Thorns ...	2.20	3.20	3.10	1.26	1.25	1.55	0:1	4.50	3.90	1.55	2.5	1.65	1.95	1.70	1.90
7BF	Sun 18:50 3	Kansas City Curr...	Bay Fc W	1.24	5.70	10.0		1.07	3.60	0:2	2.80	3.80	1.95	3.5	1.55	2.20	1.85	1.75
256E	Mon 02:00 3	Seattle Reign W	Houston Dash W	1.75	3.45	4.00	1.16	1.24	1.85	0:1	3.40	3.40	1.85	2.5	1.55	2.10	1.85	1.75

Regular season

Team	Matches played	Wins	Draws	Losses	Goals difference	Points		Wins (home matches)	Draws (home matches)	Losses (home matches)	Wins (away matches)	Draws (away matches)	Losses (away matches)
1st Kansas City (W.	7	5	0	2	9	15	L, L, W, W, W, ...	3	0	0	2	0	2
2nd Orlando Pride...	7	5	0	2	9	15	L, W, L, W, W, ...	3	0	1	2	0	1
3rd San Diego Wa..	7	4	1	2	5	13	W, W, W, L, L, ...	2	0	1	2	1	1
4th Gotham (W)	8	3	3	2	4	12	D, W, L, W, W, ...	1	1	1	2	2	1
5th Portland Thor...	8	3	3	2	2	12	W, D, W, L, W, ...	2	3	0	1	0	2
6th Washington (...	7	4	0	3	0	12	L, L, W, W, W, ...	1	0	3	3	0	0
7th Seattle Reign...	7	3	2	2	1	11	W, D, W, L, L, ...	2	1	1	1	1	1
8th Angel City (W)	7	3	2	2	-1	11	W, L, L, W, W, ...	1	1	1	2	1	1
9th North Carolina...	7	2	2	3	-1	8	W, W, L, L, D, ...	1	0	2	1	2	1
10th Bay FC (W)	7	2	2	3	-1	8	L, D, W, L, L, ...	1	1	1	1	1	2
11th Rac. Louisville...	7	2	2	3	-5	8	W, D, L, L, W, ...	0	1	2	2	1	1
12th Houston Dash...	7	2	1	4	-4	7	L, W, L, L, D, ...	1	1	3	1	0	1
13th Utah Royals (...	7	1	1	5	-7	4	L, L, W, L, L, ...	1	1	2	0	0	3
14th Chicago Stars...	7	1	1	5	-11	4	D, L, L, W, L, ...	0	0	3	1	1	2

USA MLS Next Pro, USA				1 X 2			Double Chance			Handicap				Total			Both to Score	
No.	Date c	Home team	Away team	1	X	2	1X	12	X2		1	X	2		▼	▲	Yes	No
158H	Fri 21:00 3	Chicago Fire II	FC Cincinnati II	2.35	3.60	2.45	1.40	1.18	1.45	0:1	4.10	4.20	1.50	3.5	1.60	2.05	1.34	2.65
234B	Fri 22:00 3	Portland Timber...	Whitecaps B	1.75	3.70	3.50	1.24	1.16	1.75	0:1	2.90	3.90	1.85	3.5	1.65	2.00	1.36	2.55
28EG	Sat 01:00 3	Toronto FC B	Chattanooga	2.65	3.30	2.35	1.42	1.18	1.35	1:0	1.50	4.00	4.30	2.5	2.00	1.65	1.55	2.10
28FH	Sat 01:00 3	Crown Legacy FC	Inter Miami CF II	1.46	4.30	5.70	1.06	1.16	2.40	0:1	2.15	3.80	2.40	3.5	1.60	2.05	1.50	2.15
28FG	Sat 01:00 3	Houston Dynam...	Colorado Rapids...	2.50	3.80	2.15	1.50	1.16	1.36	1:0	1.50	4.40	3.80	3.5	1.80	1.80	1.30	3.05
28GH	Sat 01:30 3	New York City II	New York RB B	2.75	3.90	1.95	1.60	1.14	1.28	1:0	1.55	4.30	3.70	3.5	1.75	1.85	1.34	2.95
ABD	Sat 04:00 3	Ventura County ...	Los Angeles FC 2	1.55	4.10	4.10	1.12	1.12	2.05	0:1	2.50	3.80	2.10	3.5	1.80	1.80	1.35	2.70

Eastern Conference

Team	Matches played	Wins	Draws	Losses	Goals difference	Points		Wins (home matches)	Draws (home matches)	Losses (home matches)	Wins (away matches)	Draws (away matches)	Losses (away matches)
1st Chattanooga ...	8	5	0	1	5	18	LP, L, W, W, W, ...	3	0	0	2	0	1
2nd Huntsville City...	7	3	0	1	11	14	LP, W, W, WP, ...	2	0	0	1	0	1
3rd NY Red Bulls II	7	4	1	1	3	13	D, W, L, W, W, ...	2	1	0	2	0	1
4th New England...	7	3	1	1	6	13	WP, W, D, L, W, ...	3	1	0	0	0	1
5th Philadelphia U...	6	2	0	0	7	12	WP, W, W, LP, ...	1	0	0	1	0	0
6th Orlando City II	8	3	0	4	-6	11	L, L, L, W, L, ...	2	0	1	1	0	3
7th Toronto FC II	7	3	1	2	-1	10	LP, W, D, W, L, ...	1	1	0	2	0	2
8th Inter Miami CF..	8	3	0	4	-2	10	W, L, W, L, L, ...	3	0	2	0	0	2
9th Chicago Fire II	7	3	0	4	-5	9	W, L, L, L, W, ...	2	0	1	1	0	3
10th New York Cit...	9	2	0	5	-9	9	L, L, L, LP, L, ...	2	0	1	0	0	4
11th Crown Legacy..	6	1	0	2	-1	7	W, L, LP, WP, ...	0	0	1	1	0	1
12th Atlanta Unite...	8	1	2	2	-4	7	WP, D, D, L, W, ...	1	1	1	0	1	1
13th Carolina Core	8	1	3	3	0	5	D, L, D, D, L, ...	1	0	2	0	3	1
14th FC Cincinnati II	6	1	1	3	-2	5	D, W, WP, L, L, ...	1	1	2	0	0	1
15th Columbus Cre...	6	1	1	3	-2	4	W, D, LP, L, L, ...	1	0	0	0	1	3

Western Conference

Team	Matches played	Wins	Draws	Losses	Goals difference	Points		Wins (home matches)	Home matches Draws (home matches)	Losses (home matches)	Wins (away matches)	Away matches Draws (away matches)	Losses (away matches)
1st Tacoma Defia...	7	5	0	2	9	15	W, W, W, L, W, ...	3	0	0	2	0	2
2nd Houston Dyna...	8	5	0	3	5	15	L, W, W, W, L, ...	4	0	1	1	0	2
3rd Ventura Coun...	8	5	0	3	2	15	L, W, L, W, W, ...	3	0	2	2	0	1
4th North Texas S...	9	4	0	3	-3	15	W, W, L, WP, W...	2	0	2	2	0	1
5th St. Louis City ...	8	4	0	3	2	14	W, L, L, L, WP...	2	0	1	2	0	2
6th Colorado Rapi...	8	4	0	3	1	13	L, W, L, W, W, ...	1	0	1	3	0	2
7th Minnesota Un...	5	4	0	1	6	12	L, W, W, W, W	0	0	1	4	0	0
8th Los Angeles F...	7	3	1	2	-1	10	W, L, D, W, L, ...	3	0	0	0	1	2
9th Real Monarchs	6	2	1	1	1	9	LP, D, W, L, W...	1	1	1	1	0	0
10th Vancouver W...	8	1	0	4	-2	8	LP, L, L, W, L...	1	0	2	0	0	2
11th The Town FC	6	2	0	3	4	7	W, W, L, L, LP...	2	0	0	0	0	3
12th Portland Timb...	7	1	0	4	-7	6	L, W, L, L, LP...	0	0	3	1	0	1
13th Austin FC II	7	1	1	3	-4	5	D, L, L, LP, L...	1	1	1	0	0	2
14th Sp. Kansas Cit...	8	0	1	6	-13	2	D, L, L, L, WP...	0	0	3	0	1	3

USL Championship, USA				1 X 2			Double Chance			Handicap				Total			Both to Score	
No.	Date c	Home team	Away team	1	X	2	1X	12	X2		1	X	2		▼	▲	Yes	No
459	Sat 01:00 3	North Carolina	: Orange Country ...	1.80	3.40	3.80	1.18	1.26	1.75	0:1	3.35	3.70	1.80	2.5	1.70	1.90	1.75	1.85
2569	Sat 22:00 3	Rhode Island Fc	: Monterey Bay	1.46	4.20	5.70	1.10	1.18	2.45	0:1	2.35	3.50	2.50	2.5	1.95	1.65	1.80	1.80
2CE	Sun 00:00 3	Loudoun United	: Lexington SC	1.60	3.90	4.30	1.15	1.18	2.05	0:1	2.80	3.45	2.10	2.5	1.80	1.80	1.75	1.85
27BG	Sun 01:00 3	Hartford Athletic	: Detroit City	2.70	3.20	2.40	1.45	1.26	1.38	1:0	1.50	4.20	4.90	2.5	1.70	1.80	1.70	1.95
27BH	Sun 01:30 3	Louisville City	: Pittsburgh River...	1.44	4.00	7.10	1.07	1.18	2.55	0:1	2.25	3.40	2.65	2.5	1.80	1.80	1.95	1.70
27BF	Sun 01:30 3	Tampa Bay Row...	: Charleston Batte...	2.70	3.45	2.30	1.50	1.22	1.34	1:0	1.55	4.20	4.50	2.5	1.95	1.65	1.50	2.25
1AE	Sun 02:00 3	Tulsa Roughneck...	: El Paso Locomot...	2.35	3.50	2.55	1.40	1.26	1.50	0:1	4.60	3.80	1.55	2.5	1.65	1.95	1.80	1.85
16CE	Sun 02:30 3	San Antonio FC	: Oakland Roots	1.70	3.40	4.30	1.16	1.22	1.95	0:1	3.00	3.60	1.95	2.5	1.80	1.80	1.70	1.95
1AG	Sun 03:00 3	New Mexico Unit...	: Phoenix Rising	1.70	3.60	4.30	1.12	1.18	1.95	0:1	3.05	3.45	1.95	2.5	1.70	1.90	1.80	1.80
1BF	Sun 04:00 3	Sacramento Rep...	: Indy Eleven	1.85	3.60	3.60	1.16	1.25	1.80	0:1	3.50	3.50	1.80	2.5	1.80	1.80	1.70	1.85
46A	Sun 04:30 3	Las Vegas Lights	: Colorado Springs	2.80	3.30	2.30	1.45	1.24	1.35	1:0	1.50	4.20	4.50	2.5	1.80	1.80	1.65	2.00

Eastern Conference

Team	Matches played	Wins	Draws	Losses	Goals difference	Points		Wins (home matches)	Home matches Draws (home matches)	Losses (home matches)	Wins (away matches)	Away matches Draws (away matches)	Losses (away matches)
1st Loudoun Unit...	8	6	0	2	6	18	L, W, W, W, W, ...	3	0	0	3	0	2
2nd Louisville City ...	7	5	2	0	8	17	W, W, D, W, W, ...	3	0	0	2	2	0
3rd Charleston Ba...	7	5	0	2	6	15	W, W, W, W, L, ...	4	0	1	1	0	1
4th Detroit City FC	8	4	3	1	4	15	D, W, W, D, L, ...	1	2	0	3	1	1
5th North Carolina...	8	3	2	3	1	11	W, L, L, D, W, ...	1	1	1	2	1	2
6th Miami FC	7	2	1	4	-4	7	D, W, W, L, L, ...	1	0	4	1	1	0
7th Pittsburgh SC	7	2	1	4	-3	7	L, L, L, W, W, ...	2	0	1	0	1	3
8th Indy Eleven	6	1	3	2	-1	6	D, L, D, L, D, ...	0	2	2	1	1	0
9th Birmingham L...	7	1	3	3	-3	6	D, L, W, L, D, ...	1	1	1	0	2	2
10th Rhode Island ...	6	1	2	3	-3	5	D, L, W, L, D, ...	0	1	0	1	1	3
11th Tampa Bay Ro...	7	1	1	5	-4	4	D, L, L, L, W, ...	0	1	2	1	0	3
12th Hartford Athle...	6	1	0	5	-7	3	L, W, L, L, L, ...	1	0	1	0	0	4

Western Conference

Team	Matches played	Wins	Draws	Losses	Goals difference	Points		Wins (home matches)	Home matches Draws (home matches)	Losses (home matches)	Wins (away matches)	Away matches Draws (away matches)	Losses (away matches)
1st San Antonio F...	8	5	1	2	4	16	D, W, L, L, W, ...	3	0	2	2	1	0
2nd New Mexico U...	7	5	0	2	1	15	L, W, W, W, W, ...	3	0	0	2	0	2
3rd Monterey Bay...	9	4	3	2	5	15	D, L, D, W, D, ...	3	1	0	1	2	2
4th FC Tulsa	7	4	0	3	3	12	L, W, L, W, L, ...	2	0	2	2	0	1
5th El Paso Locom...	8	3	3	2	2	12	W, D, L, W, W, ...	2	2	0	1	1	2
6th Las Vegas Lig...	7	3	2	2	-1	11	W, L, D, W, D, ...	3	0	2	0	2	0
7th Orange Coun...	7	3	1	3	-2	10	W, L, W, L, L, ...	3	1	1	0	0	2
8th Sacramento R...	7	2	3	2	0	9	W, D, L, D, L, ...	1	2	0	1	1	2
9th Oakland Root...	8	2	1	5	-5	7	L, W, W, L, D, ...	1	1	3	1	0	2
10th Phoenix Rising...	8	1	4	3	-3	7	D, D, L, W, L, ...	0	2	2	1	2	1
11th Colorado Sprin...	8	1	4	3	-2	7	D, L, D, L, W, ...	0	2	1	1	2	2
12th Lexington SC	8	1	4	3	-2	7	L, D, D, L, L, ...	1	3	1	0	1	2

USL League One, USA				1 X 2			Double Chance			Handicap				Total			Both to Score	
No.	Date c	Home team	Away team	1	X	2	1X	12	X2		1	X	2		▼	▲	Yes	No
79A	Sat 00:30 3	One Knoxville SC	: Forward Madison	2.15	3.05	3.25	1.26	1.28	1.60	0:1	4.50	3.60	1.55	2.5	1.50	2.20	1.95	1.70

Regular season

Team	Matches played	Wins	Draws	Losses	Goals difference	Points		Home matches			Away matches		
								Wins (home matches)	Draws (home matches)	Losses (home matches)	Wins (away matches)	Draws (away matches)	Losses (away matches)
1st Spokane Velo...	7	4	2	1	9	14	W, W, W, D, W, ...	2	2	1	2	0	0
2nd FC Naples	7	4	2	1	6	14	L, W, W, D, W, ...	2	2	1	2	0	0
3rd Richmond Kic...	8	3	2	3	2	11	D, D, L, W, L, ...	2	2	1	1	0	2
4th One Knoxville...	5	3	2	0	4	11	D, W, W, W, D	0	0	0	3	2	0
5th Charlotte Ind...	6	3	2	1	2	11	W, W, D, L, D, ...	2	2	0	1	0	1
6th Greenville Triu...	7	2	2	3	-2	8	D, L, L, W, L, ...	2	1	2	0	1	1
7th SG Tormenta...	6	2	1	3	-2	7	L, W, D, L, W, ...	2	0	2	0	1	1
8th AV Alta FC	5	2	0	3	-2	6	L, W, W, L, L	2	0	1	0	0	2
9th Chattanooga ...	5	1	3	1	0	6	W, L, D, D, D	1	1	0	0	2	1
10th Forward Madi...	5	1	3	1	-1	6	D, D, D, W, L	0	2	0	1	1	1
11th Westchester ...	5	1	2	2	-2	5	L, D, L, W, D	0	0	0	1	2	2
12th Union Omaha...	4	1	1	2	-2	4	D, L, W, L	0	0	0	1	1	2
13th Portland Hear...	4	0	3	1	-1	3	D, L, D, D	0	1	0	0	2	1
14th Texoma FC	6	0	1	5	-11	1	L, D, L, L, L, ...	0	0	4	0	1	1

Uzbekistan

Super League, Uzbekistan				1 X 2			Double Chance			Handicap				Total			Both to Score	
No.	Date c	Home team	Away team	1	X	2	1X	12	X2		1	X	2		▼	▲	Yes	No
14BC	Fri 15:00 3	FK Andijon	: Neftchi Fargona	3.00	2.90	2.40	1.45	1.32	1.28	1:0	1.48	4.00	5.20	2.5	1.48	2.30	1.95	1.70
129F	Fri 17:15 3	Samarqand Dina...	: Surkhon	2.00	3.10	3.60	1.20	1.28	1.65	0:1	3.80	3.60	1.65	2.5	1.55	2.10	1.90	1.75

Regular season

Team	Matches played	Wins	Draws	Losses	Goals difference	Points		Home matches			Away matches		
								Wins (home matches)	Draws (home matches)	Losses (home matches)	Wins (away matches)	Draws (away matches)	Losses (away matches)
1st AGMK	8	6	1	1	7	19	W, L, W, W, D, ...	4	1	0	2	0	1
2nd Nasaf Qarshi	8	5	3	0	11	18	D, W, W, W, W, ...	3	1	0	2	2	0
3rd Bunyodkor	8	4	3	1	6	15	L, W, D, D, W, ...	2	2	1	2	1	0
4th Dinamo Sama...	7	4	3	0	5	15	W, W, D, D, W, ...	1	1	0	3	2	0
5th Neftchi Farg'o...	7	3	3	1	1	12	W, L, W, W, D, ...	2	1	1	1	2	0
6th Kokand 1912	8	3	3	2	0	12	W, W, L, W, L, ...	2	2	0	1	1	2
7th Navbahor Nam..	8	3	2	3	3	11	L, W, L, W, L, ...	2	2	0	1	0	3
8th Termez Surkh...	8	3	1	4	-3	10	W, D, W, L, W, ...	3	0	1	0	1	3
9th Qizilqum Zaraf...	7	3	1	3	-4	10	W, L, W, D, L, ...	3	0	1	0	1	2
10th Mash'al Mubo...	8	3	1	4	-7	10	W, D, W, L, L, ...	1	1	1	2	0	3
11th Pakhtakor	8	3	0	5	3	9	L, W, W, L, L, ...	2	0	2	1	0	3
12th Andijan	8	2	3	3	-1	9	L, L, L, W, W, ...	1	1	1	1	2	2
13th Xorazm Urgan...	7	2	2	3	-1	8	D, L, D, L, L, ...	1	2	2	1	0	1
14th Sogdiana Jizza...	8	2	1	5	-2	7	L, W, L, D, W, ...	2	0	1	0	1	4
15th Buxoro FK	8	2	0	6	-5	6	L, L, L, L, L, ...	1	0	3	1	0	3
16th Shortan Guzor	8	0	1	7	-13	1	L, L, L, L, L, ...	0	0	4	0	1	3

Venezuela

Primera Division, Venezuela				1 X 2			Double Chance			Handicap				Total			Both to Score	
No.	Date c	Home team	Away team	1	X	2	1X	12	X2		1	X	2		▼	▲	Yes	No
15D	Sat 23:00 3	Carabobo FC	: Academia Puerto..	1.75	3.25	4.30	1.18	1.25	1.85	0:1	3.30	3.45	1.85	2.5	1.55	2.10	1.95	1.70
BEF	Sun 22:00 3	UCV FC	: Portuguesa FC	1.90	3.40	3.60	1.22	1.25	1.70	0:1	3.90	3.50	1.70	2.5	1.55	2.10	1.90	1.75
2678	Mon 02:00 3	Deportivo La Gu...	: Academia Anzoa...	1.90	3.10	4.00	1.16	1.30	1.70	0:1	3.80	3.60	1.70	2.5	1.48	2.20	1.95	1.65

Group A

Team	Matches played	Wins	Draws	Losses	Goals difference	Points		Wins (home matches)	Home matches Draws (home matches)	Losses (home matches)	Wins (away matches)	Away matches Draws (away matches)	Losses (away matches)
1st Deportivo La ...	1	1	0	0	1	3 W		0	0	0	1	0	0
2nd Academia Anz...	1	0	1	0	0	1 D		0	1	0	0	0	0
3rd Universidad C...	1	0	1	0	0	1 D		0	0	0	0	1	0
4th Portuguesa FC	1	0	0	1	-1	0 L		0	0	1	0	0	0

Group B

Team	Matches played	Wins	Draws	Losses	Goals difference	Points		Wins (home matches)	Home matches Draws (home matches)	Losses (home matches)	Wins (away matches)	Away matches Draws (away matches)	Losses (away matches)
1st Carabobo	1	1	0	0	2	3 W		0	0	0	1	0	0
2nd Deportivo Tac..	1	1	0	0	1	3 W		0	0	0	1	0	0
3rd Puerto Cabello	1	0	0	1	-1	0 L		0	0	1	0	0	0
4th Metropolitanos	1	0	0	1	-2	0 L		0	0	1	0	0	0

Segunda División, Venezuela				1 X 2			Double Chance			Handicap				Total			Both to Score	
No.	Date c	Home team	Away team	1	X	2	1X	12	X2		1	X	2		▼	▲	Yes	No
129E	Fri 22:00 3	Angostura FC	: Dinamo Puerto L...	3.00	3.25	2.15	1.50	1.22	1.28	1:0	1.60	3.45	4.90	1.5	2.30	1.48	2.15	1.55

Conferencia Occidental

Team	Matches played	Wins	Draws	Losses	Goals difference	Points		Wins (home matches)	Home matches Draws (home matches)	Losses (home matches)	Wins (away matches)	Away matches Draws (away matches)	Losses (away matches)
1st Trujillanos	6	5	0	1	6	15 W, W, W, L, W, ...		3	0	0	2	0	1
2nd Barquisimeto	6	3	2	1	0	11 D, W, L, W, W, ...		1	2	0	2	0	1
3rd Atletico El Vig...	6	3	0	3	5	9 W, L, W, L, W, ...		3	0	0	0	0	3
4th Titanes	6	2	2	2	0	8 D, W, L, W, D, ...		2	1	0	0	1	2
5th Heroes de Fa...	6	2	2	2	0	8 L, W, D, W, L, ...		2	0	1	0	2	1
6th Puerto Cabell...	6	2	2	2	-2	8 W, L, D, D, L, ...		2	1	1	0	1	1
7th Real Frontera	6	1	1	4	-1	4 L, L, D, L, L, ...		0	1	1	1	0	3
8th Urena	6	0	3	3	-8	3 L, L, D, D, D, ...		0	1	2	0	2	1

Conferencia Oriental

Team	Matches played	Wins	Draws	Losses	Goals difference	Points		Wins (home matches)	Home matches Draws (home matches)	Losses (home matches)	Wins (away matches)	Away matches Draws (away matches)	Losses (away matches)
1st Deportivo Mir...	6	3	3	0	5	12 D, W, W, W, D, ...		2	1	0	1	2	0
2nd Bolivar SC	6	3	2	1	2	11 W, W, D, W, D, ...		2	1	0	1	1	1
3rd Dynamo Puer...	6	3	2	1	1	11 L, W, D, W, W, ...		1	1	1	2	1	0
4th Mineros Guay...	6	2	2	2	3	8 D, L, W, D, L, ...		1	2	1	1	0	1
5th CS Maritimo	6	2	2	2	2	8 W, L, D, L, W, ...		2	1	0	0	1	2
6th Aragua	6	1	4	1	0	7 D, W, D, L, D, ...		0	3	0	1	1	1
7th Monagas II	6	1	1	4	-8	4 D, L, L, L, L, ...		0	0	2	1	1	2
8th Angostura	6	0	2	4	-5	2 L, L, L, D, D, ...		0	0	3	0	2	1

Vietnam

V-League 1, Vietnam				1 X 2			Double Chance			Handicap				Total			Both to Score	
No.	Date c	Home team	Away team	1	X	2	1X	12	X2		1	X	2		▼	▲	Yes	No
248D	Fri 14:15 3	Ho Chi Minh City	: Hai Phong	2.55	3.00	2.70	1.40	1.30	1.38	1:0	1.42	4.20	5.50	2.5	1.45	2.35	2.00	1.65
136B	Fri 14:15 3	Hanoi Police	: Hong Linh Ha Tinh	1.55	3.70	5.50	1.10	1.22	2.20	0:1	2.70	3.30	2.25	2.5	1.55	2.05	2.15	1.55

Regular season

Team	Matches played	Wins	Draws	Losses	Goals difference	Points		Wins (home matches)	Draws (home matches)	Losses (home matches)	Wins (away matches)	Draws (away matches)	Losses (away matches)
1st Nam Dinh	21	12	6	3	23	42	W, W, D, D, W, ...	7	1	2	5	5	1
2nd Hanoi	21	10	7	4	13	37	L, W, W, D, W, ...	6	3	2	4	4	2
3rd Viettel	21	10	6	5	12	36	W, W, L, D, D, ...	6	2	3	4	4	2
4th Hong Linh Ha...	21	7	13	1	8	34	W, W, W, D, W, ...	3	8	0	4	5	1
5th Cong An Ha N..	20	8	8	4	13	32	W, D, W, W, D, ...	5	4	1	3	4	3
6th Thanh Hoa	21	7	9	5	5	30	L, L, W, D, L, ...	3	6	2	4	3	3
7th Hai Phong	21	6	7	8	-1	25	D, L, W, D, L, ...	5	3	3	1	4	5
8th Binh Duong	21	7	4	10	-8	25	L, L, L, D, L, ...	4	3	3	3	1	7
9th Ho Chi Minh C...	21	5	10	6	-8	25	W, L, D, D, D, ...	3	4	3	2	6	3
10th Hoang Anh G...	21	6	6	9	-2	24	L, W, L, L, W, ...	4	4	2	2	2	7
11th Quang Nam	21	4	9	8	-8	21	L, L, D, L, D, ...	3	3	5	1	6	3
12th Song Lam Ng...	21	3	11	7	-13	20	D, L, D, D, D, ...	3	5	2	0	6	5
13th Binh Dinh	20	5	4	11	-12	19	W, L, W, L, L, ...	3	2	5	2	2	6
14th Da Nang	21	2	8	11	-22	14	L, W, D, D, L, ...	1	6	3	1	2	8

World

Africa Cup of Nations U20, World				1 X 2			Double Chance			Handicap				Total			Both to Score	
No.	Date c	Home team	Away team	1	X	2	1X	12	X2		1	X	2		▼	▲	Yes	No
37A	Fri 20:00 3	South Africa U20	: Zambia-U20	2.15	2.90	3.20	1.20	1.28	1.50	0:1	4.60	3.60	1.55	1.5	2.35	1.46	2.10	1.60
1367	Fri 20:00 3	Tanzania U20	: Egypt-U20	8.75	4.40	1.26	2.90	1.12		1:0	3.15	3.15	2.00	2.5	1.60	2.05	2.50	1.38

Group A

Team	Matches played	Wins	Draws	Losses	Goals difference	Points	
1st Sierra Leone U20	4	2	1	1	1	7	L, W, W, D
2nd South Africa U20	3	2	0	1	3	6	W, W, L
3rd Zambia U20	3	1	2	0	1	5	W, D, D
4th Egypt U20	3	1	1	1	-2	4	D, L, W
5th Tanzania U20	3	0	0	3	-3	0	L, L, L

Group B

Team	Matches played	Wins	Draws	Losses	Goals difference	Points	
1st Morocco U20	3	2	1	0	3	7	W, D, W
2nd Nigeria U20	3	1	2	0	1	5	D, D, W
3rd Tunisia U20	3	1	0	2	-1	3	L, W, L
4th Kenya U20	3	0	1	2	-3	1	D, L, L

Group C

Team	Matches played	Wins	Draws	Losses	Goals difference	Points	
1st Ghana U20	3	2	1	0	2	7	W, W, D
2nd Senegal U20	3	1	1	1	1	4	W, L, D
3rd DR Congo U20	3	1	1	1	0	4	L, W, D
4th Central Africa U20	3	0	1	2	-3	1	L, L, D

African Nations Championship, World				1 X 2			Double Chance			Handicap				Total			Both to Score	
No.	Date c	Home team	Away team	1	X	2	1X	12	X2		1	X	2		▼	▲	Yes	No
6C	Fri 20:00	Algeria	: Gambia	1.46	3.70	7.10	1.07	1.20	2.50	0:1	2.40	3.45	2.55	2.5	1.60	2.10	2.25	1.50

CONMEBOL Copa Libertadores, World				1 X 2			Double Chance			Handicap				Total			Both to Score	
No.	Date c	Home team	Away team	1	X	2	1X	12	X2		1	X	2		▼	▲	Yes	No
AH	Wed 00:00	Deportivo Táchira	: Central Cordoba...	3.30	3.15	2.10	1.65	1.28	1.26	1:0	1.65	3.60	4.40	2.5	1.55	2.20	2.00	1.75
1A	Wed 02:30	Fortaleza	: Atlético Bucaram...	1.46	3.80	6.90	1.07	1.20	2.45	0:1	2.50	3.25	2.50	2.5	1.55	2.20	2.25	1.55
24A	Wed 02:30	Universidad de C...	: Carabobo FC	1.32	4.80	8.75		1.12	3.10	0:1	2.00	3.30	3.20	2.5	1.75	1.95	2.30	1.50
148	Wed 02:30	Sporting Cristal	: Cerro Porteño	2.55	3.25	2.55	1.42	1.26	1.42	0:1	5.40	4.30	1.46	2.5	1.80	1.85	1.70	2.00
148F	Thu 00:00	Penarol de Mont...	: Club Olimpia Asu...	1.70	3.50	4.90	1.12	1.26	1.95	0:1	3.20	3.35	2.00	2.5	1.50	2.30	2.10	1.60
BC	Thu 00:00	Velez Sarsfield	: San Antonio Bulo...	1.06	10.0	22.0			7.20	0:3	2.75	4.40	1.90	3.5	1.90	1.80	2.40	1.50
16	Thu 02:30	Racing Club de A...	: Colo Colo	1.38	4.40	7.00	1.04	1.12	2.75	0:1	2.10	3.45	2.80	2.5	1.95	1.65	1.95	1.75
2A	Thu 02:30	Botafogo RJ	: Estudiantes de L...	1.85	3.20	4.10	1.14	1.30	1.75	0:1	3.80	3.45	1.75	1.5	2.45	1.45	2.25	1.55

Group A

Team	Matches played	Wins	Draws	Losses	Goals difference	Points		Wins (home matches)	Home matches Draws (home matches)	Losses (home matches)	Wins (away matches)	Away matches Draws (away matches)	Losses (away matches)
1st Estudiantes L...	4	3	0	1	5	9	W, W, L, W	1	0	1	2	0	0
2nd Univ. de Chile	4	2	1	1	-1	7	L, D, W, W	1	0	1	1	1	0
3rd Botafogo-RJ	4	2	0	2	1	6	W, L, W, L	1	0	0	1	0	2
4th Carabobo	4	0	1	3	-5	1	L, D, L, L	0	1	2	0	0	1

Group B

Team	Matches played	Wins	Draws	Losses	Goals difference	Points		Wins (home matches)	Home matches Draws (home matches)	Losses (home matches)	Wins (away matches)	Away matches Draws (away matches)	Losses (away matches)
1st River Plate	4	2	2	0	2	8	W, D, D, W	0	1	0	2	1	0
2nd Indep. del Va...	4	1	2	1	0	5	D, D, W, L	1	1	0	0	1	1
3rd Universitario	4	1	1	2	-1	4	D, W, L, L	0	1	1	1	0	1
4th Barcelona SC	4	1	1	2	-1	4	L, L, D, W	1	0	2	0	1	0

Group C

Team	Matches played	Wins	Draws	Losses	Goals difference	Points		Wins (home matches)	Home matches Draws (home matches)	Losses (home matches)	Wins (away matches)	Away matches Draws (away matches)	Losses (away matches)
1st LDU Quito	4	2	2	0	3	8	W, D, W, D	1	1	0	1	1	0
2nd Central Cordo...	4	2	2	0	2	8	D, W, W, D	1	2	0	1	0	0
3rd Flamengo-RJ	4	1	2	1	0	5	D, D, L, W	0	0	1	1	2	0
4th Deportivo Tac...	4	0	0	4	-5	0	L, L, L, L	0	0	2	0	0	2

Group D

Team	Matches played	Wins	Draws	Losses	Goals difference	Points		Wins (home matches)	Home matches Draws (home matches)	Losses (home matches)	Wins (away matches)	Away matches Draws (away matches)	Losses (away matches)
1st Sao Paulo FC	4	3	1	0	5	10	W, W, D, W	0	1	0	3	0	0
2nd Club Libertad	4	2	1	1	1	7	D, L, W, W	1	0	1	1	1	0
3rd Alianza Lima	4	1	1	2	-2	4	L, W, D, L	1	0	2	0	1	0
4th Talleres Cordo...	4	0	1	3	-4	1	D, L, L, L	0	1	1	0	0	2

Group E

Team	Matches played	Wins	Draws	Losses	Goals difference	Points		Wins (home matches)	Home matches Draws (home matches)	Losses (home matches)	Wins (away matches)	Away matches Draws (away matches)	Losses (away matches)
1st Racing Club	4	2	1	1	6	7	W, D, L, W	0	0	1	2	1	0
2nd Atl. Bucarama...	4	1	2	1	-3	5	L, D, W, D	0	2	1	1	0	0
3rd Fortaleza-CE	3	1	1	1	1	4	W, D, L	1	0	1	0	1	0
4th Colo Colo	3	0	2	1	-4	2	L, D, D	0	1	0	0	1	1

Group F

Team	Matches played	Wins	Draws	Losses	Goals difference	Points		Wins (home matches)	Home matches Draws (home matches)	Losses (home matches)	Wins (away matches)	Away matches Draws (away matches)	Losses (away matches)
1st Bahia	4	2	1	1	0	7	L, W, W, D	1	1	1	1	0	0
2nd Atletico Nacio...	4	2	0	2	1	6	W, L, L, W	2	0	0	0	0	2
3rd Internacional	4	1	2	1	1	5	L, D, W, D	1	1	0	0	1	1
4th Nacional (URU)	4	1	1	2	-2	4	W, D, L, L	0	0	1	1	1	1

Group G

Team	Matches played	Wins	Draws	Losses	Goals difference	Points		Wins (home matches)	Home matches Draws (home matches)	Losses (home matches)	Wins (away matches)	Away matches Draws (away matches)	Losses (away matches)
1st Palmeiras	4	4	0	0	5	12	W, W, W, W	1	0	0	3	0	0
2nd Cerro Porteno	4	1	1	2	-1	4	L, D, L, W	1	1	1	0	0	1
3rd Sporting Cristal	4	1	1	2	-3	4	W, D, L, L	1	0	1	0	1	1
4th Bolivar	4	1	0	3	-1	3	L, L, W, L	1	0	1	0	0	2

Group H

Team	Matches played	Wins	Draws	Losses	Goals difference	Points		Home matches			Away matches		
								Wins (home matches)	Draws (home matches)	Losses (home matches)	Wins (away matches)	Draws (away matches)	Losses (away matches)
1st Velez Sarsfield	4	2	1	1	4	7	D, L, W, W	1	1	0	1	0	1
2nd Penarol	4	2	1	1	4	7	W, D, W, L	1	0	0	1	1	1
3rd San Antonio B..	4	2	0	2	-3	6	L, W, L, W	2	0	1	0	0	1
4th Olimpia Asunc...	4	0	2	2	-5	2	D, D, L, L	0	1	1	0	1	1

Tennis



World

ATP Challenger Francavilla Men Doubles, World				2-Way	
No.	Date c			1	2
137C	Fri 12:00 3	Martinez/Mena	: George Goldhoff / Jonathan Eysseric	2.30	1.50
27D	Fri 13:30 3	Theo Arribage / Gregoire Jacq	: Robert Cash / James Tracy	1.80	1.80

ATP Challenger Francavilla Men Singles, World				2-Way	
No.	Date c			1	2
15CD	Fri 11:00 3	Mark Lajal	: Carlos Sanchez Jover	1.50	2.35
5DE	Fri 12:30 3	Valentin Vacherot	: Elias Ymer	1.36	2.80
16AC	Fri 15:00 3	Dominic Stephan Stricker	: Kimmer Coppejans	2.15	1.55
16G	Fri 17:00 3	Benoit Paire	: Francesco Maestrelli	2.20	1.55

ATP Challenger Prague Men Doubles, World				2-Way	
No.	Date c			1	2
19AH	Fri 12:30 3	Denys Molchanov / Matej Vocel	: Milos Karol / Neil Oberleitner	1.80	1.80
156H	Fri 14:00 3	David Pichler / Jurij Rodionov	: Maxim Mrva / Jiri Vesely	1.42	2.55

ATP Challenger Prague Mens Singles, World				2-Way	
No.	Date c			1	2
239	Fri 11:00 3	Budkov Kjaer, Nicolai	: Martin Landaluce	1.90	1.75
28F	Fri 11:00 3	Guy Den Ouden	: Alexander Blockx	1.55	2.15
7GH	Fri 12:30 3	Maxime Chazal	: Lukas Klein	3.25	1.30
6AE	Fri 14:00 3	Mees Rottgering	: Filip Misolic	3.50	1.22

ATP Challenger Santo Men Doubles, World				2-Way	
No.	Date c			1	2
1ACF	Fri 17:00 3	Boris Arias / Federico Zeballos	: Hernan Casanova / Santiago Rodriguez Taverna	1.65	2.00
1ACG	Fri 21:30 3	Pedro Boscardin Dias / Gonzalo Villanueva	: Rodriguez L J / Roncadelli F	1.65	2.00

ATP Challenger Santos Men Singles, World				2-Way	
No.	Date c			1	2
278	Fri 18:30 3	Alvaro Guillen Meza	: Renzo Olivo	1.42	2.65
35F	Fri 19:00 3	Franco Roncadelli	: Gonzalo Villanueva	1.95	1.60
678	Fri 20:00 3	Nicolas Kicker	: Gianluca Mager	1.65	2.00
1ACE	Fri 21:30 3	Lautaro Midon	: Matheus Pucinelli De Almeida	2.20	1.50

ATP Masters Rome Men Singles, World				2-Way	
No.	Date c			1	2
1479	Fri 11:00	Jordan Thompson	: Brandon Nakashima	2.95	1.38
57D	Fri 11:00	Roman Andres Burruchaga	: Karen Khachanov	3.50	1.25
489	Fri 11:00	Arthur Fils	: Tallon Griekspoor	1.50	2.45
6AF	Fri 11:00	Grigor Dimitrov	: Francesco Passaro	1.20	3.90
124H	Fri 12:30	Alexandre Muller	: Stefanos Tsitsipas	3.90	1.24
248	Fri 12:30	Alexei Popyrin	: Carlos Taberner	1.42	2.65
25E	Fri 13:00	Dusan Lajovic	: Carlos Alcaraz	10.5	1.04
1456	Fri 14:00	Ugo Humbert	: Corentin Moutet	1.55	2.30
12AG	Fri 14:00	Cameron Norrie	: Daniil Medvedev	3.30	1.30
134	Fri 14:00	Alex Michelsen	: Laslo Djere	2.70	1.40
6FG	Fri 14:30	Lorenzo Musetti	: Otto Virtanen	1.05	8.00
16BH	Fri 15:30	Francisco Comesana	: Holger Vitus Nodskov Rune	3.35	1.28
5BF	Fri 15:30	Vit Kopriya	: Sebastian Baez	2.80	1.38
278H	Fri 15:30	Denis Shapovalov	: Vilius Gaubas	1.38	2.85
167E	Fri 17:30	Jack Draper	: Luciano Darderi	1.22	3.60
4DH	Fri 20:30	Camilo Ugo Carabelli	: Alexander Zverev	7.10	1.10
278B	Sat 11:00	Tommy Paul	: Roberto Bautista Agut	1.28	3.45
25AF	Sat 11:00	Aleksandar Vukic	: Sebastian Korda	3.35	1.30
27CG	Sat 11:00	Francisco Cerundolo	: Nicolas Jarry	1.18	4.20
27CH	Sat 11:00	Jesper De Jong	: Alejandro Davidovich Fokina	3.90	1.22
169F	Sat 11:00	Jannik Sinner	: Mariano Navone	1.08	7.20
15EG	Sat 11:00	Fabian Marozsan	: Andrey Rublev	2.50	1.48
135G	Sat 11:00	Felix Auger-Aliassime	: Thiago Seyboth Wild	1.55	2.30
19AF	Sat 11:00	Luca Nardi	: Alex De Minaur	6.70	1.09
19BE	Sat 11:00	Ben Shelton	: Jaume Munar	1.60	2.15
4CE	Sat 11:00	Taylor Fritz	: Marcos Giron	1.26	3.50
19BC	Sat 11:00	Alexander Bublik	: Casper Ruud	5.10	1.14
59C	Sat 11:00	Jakub Mensik	: Matteo Gigante	1.16	4.30
1ADG	Sat 11:00	Sebastian Ofner	: Frances Tiafoe	2.25	1.50
25DE	Sat 11:00	Matteo Berrettini	: Jacob Fearnley	1.36	2.90
129B	Sat 11:00	Pedro Martinez Portero	: Hubert Hurkacz	2.15	1.60
59F	Sat 11:00	Learner Tien	: Tomas Machac	2.90	1.36

ITF Boca Raton Women Singles, World				2-Way	
No.	Date c			1	2
126C	Fri 17:00 3	Allura Zamarripa	: Monika Ekstrand	2.20	1.50
1237	Fri 17:00 3	Kayla Day	: Jada Robinson	1.20	3.40
189D	Fri 18:30 3	Alana Smith	: Gergana Topalova	2.40	1.45
26FH	Fri 18:30 3	Luisina Giovannini	: Ayana Akli	1.55	2.20

ITF Goyang Women Singles, World				2-Way	
No.	Date c			1	2
25AH	Sat 04:30 3	Hanyu Guo	: Jenna DeFalco	1.22	3.40

ITF Heraklion Men Singles, World				2-Way	
No.	Date c			1	2
14EF	Fri 11:00 3	Leo Raquillet	: Matthew Summers	1.42	2.35
12DE	Fri 11:00 3	Dimitris Sakellaridis	: Ivan Marrero Curbelo	1.95	1.65

ITF Indian Harbour Beach Women Singles, World				2-Way	
No.	Date c			1	2
157G	Fri 17:00 3	Kristina Liutova	: Ana Sofia Sanchez	2.15	1.55
29AB	Fri 18:00 3	Arina Rodionova	: Martina Okalova	1.36	2.65
1268	Fri 18:30 3	Riya Bhatia	: Alicia Herrero Linana	4.80	1.10

ITF Kursumlijska Banja Men Singles, World				2-Way	
No.	Date c			1	2
125E	Fri 10:30 3	Clement Tabur	: Vladan Tadic	1.02	8.25
138H	Fri 11:00 3	Matthew Dellavedova	: Oliver Crawford	4.20	1.16

ITF Nottingham Men Singles, World				2-Way	
No.	Date c			1	2
126E	Fri 11:00 3	Giles Hussey	: Leonardo Rossi	1.14	4.40
1469	Fri 12:00 3	Charles Broom	: Andres Martin	1.70	1.95
289C	Fri 12:00 3	Ewen Lumsden	: Alastair Gray	5.30	1.10
12BD	Fri 12:00 3	Henry Searle	: Fabrizio Andaloro	1.46	2.30

ITF Nottingham Women Singles, World				2-Way	
No.	Date c			1	2
156B	Fri 11:00 3	Mika Stojsavljevic	: Naiktha Bains	1.40	2.65
28CD	Fri 11:00 3	Eva Guerrero Alvarez	: Brooke Black	1.34	2.80
12CF	Fri 14:00 3	Emily Appleton	: Amelia Rajacki	2.00	1.65
1236	Fri 14:00 3	Hollie Smart	: Amarni Banks	5.40	1.07

ITF Platja D'Aro Women Singles, World				2-Way	
No.	Date c			1	2
28AE	Fri 11:00 3	Aliona Bolsova	: Jenny Duerst	1.28	3.30
28AH	Fri 11:00 3	Irene Burillo Escorihuela	: Raluca Georgiana Serban	2.10	1.55
28BC	Fri 11:00 3	Julieta Pareja	: Ane Mintegi Del Olmo	1.60	2.10
28BE	Fri 12:30 3	Carlota Martinez Cirez	: Joelle Lilly Sophie Steur	1.65	1.95

ITF Prague Women Singles, World				2-Way	
No.	Date c			1	2
24AD	Fri 11:00 3	Priscilla Hon	: Katarzyna Kawa	2.20	1.55
169C	Fri 11:00 3	Ayla Aksu	: Ena Shibahara	2.70	1.34
24AE	Fri 12:00 3	Hanne Vandewinkel	: Carson Branstine	1.70	1.95
1359	Fri 12:00 3	Francesca Jones	: Mia Ristic	1.20	3.70

ITF Saint-Gaudens Women Singles, World				2-Way	
No.	Date c			1	2
28BD	Fri 11:00 3	Lois Boisson	: Julie Belgraver	1.12	4.40
28AG	Fri 13:00 3	Tatiana Barkova Prozorova	: Camilla Rosatello	1.25	3.10
289E	Fri 13:00 3	Alina Charaeva	: Jessika Ponchet	2.15	1.55
28BF	Fri 15:00 3	Jessica Bertoldo	: Carole Monnet	3.70	1.22

ITF Santa Margherita Di Pula Men Singles, World				2-Way	
No.	Date c			1	2
18AG	Fri 12:45 3	Andrej Martin	: Ivan Gakhov	1.75	1.85

ITF Santa Margherita Di Pula Women Singles, World				2-Way	
No.	Date c			1	2
289D	Fri 10:30 3	Anouck Vrancken Peeters	: Oleksandra Oliynykova	3.60	1.22
28AD	Fri 10:30 3	Teodora Kostovic	: Tatiana Pieri	1.32	2.70
28AF	Fri 10:30 3	Beatrice Ricci	: Dalila Spiteri	3.05	1.32
13AE	Fri 10:30 3	Ekaterina Vladimirovna Makarova	: Ariana Geerlings Martinez	2.00	1.60

WTA Rome Women Doubles, World				2-Way	
No.	Date c			1	2
147H	Fri 11:00 3	Nicole Melichar-Martinez / Liudmila Samsonova	: Katerina Siniakova / Shuai Zhang	3.30	1.26
26AB	Fri 12:30 3	Tereza Mihalikova / Olivia Nicholls	: Su-Wei Hsieh / Jelena Ostapenko	3.60	1.25
278G	Fri 14:00 3	Lucia Bronzetti / Elisabetta Cocciaretto	: Kichenok Lyudmyla / Kenin Sofia	3.15	1.30
269H	Fri 17:00 3	Caroline Dolehide / Desirae Krawczyk	: Beatriz Haddad Maia / Laura Siegemund	2.25	1.55
236	Fri 17:00 3	Kudermetova / Mertens	: Timea Babos / Luisa Stefani	1.28	3.45
27AE	Fri 17:00 3	Sara Errani / Jasmine Paolini	: Jiang Xinyu / Wu Fang-Hsien	1.24	3.50
26FG	Sat 10:00 3	Kato Miyu / Sutjiadi Aldila	: Marta Kostyuk / Elena Gabriela Ruse	2.35	1.48
29B	Sat 10:00 3	S. Hunter / E. Perez	: Magda Linette / Rebecca Sramkova	1.35	2.90
278D	Sat 10:00 3	Erin Routliffe / Gabriela Dabrowski	: Monica Niculescu / Katarzyna Piter	1.26	3.60
278E	Sat 10:00 3	Linda Noskova / Clara Tauson	: Mirra Andreeva / Diana Shnaider	3.00	1.30
ABG	Sat 10:00 3	Asia Muhammad / Demi Schuurs	: Cristina Bucsa / Angelica Moratelli	1.44	2.55
237B	Sat 10:00 3	Daria Kasatkina / Peyton Stearns	: Aoyama Shuko / Kichenok Nadiia	2.05	1.65
AEG	Sat 10:00 3	Chan Hao Ching / Olmos Giuliana	: Xinyu Wang / Zheng Saisai	1.90	1.80
7BC	Sat 10:00 3	Tyra Caterina Grant / Lisa Pigato	: Anna Danilina / Irina Khromacheva	3.80	1.22
14C	Sat 10:00 3	Alexandra Panova / Fanny Stollar	: C. Gauff / A. Eala	2.05	1.65
147	Sat 10:00 3	Leylah Fernandez / Yulia Putintseva	: Makoto Ninomiya / Yifan Xu	1.55	2.20

WTA Rome Women Singles, World				2-Way	
No.	Date c			1	2
49H	Fri 11:00	Maria Sakkari	: Magda Linette	1.48	2.50
1FG	Fri 11:00	Anastasia Pavlyuchenkova	: Sofia Kenin	2.30	1.55
268C	Fri 11:00	Aryna Sabalenka	: Anastasia Potapova	1.12	5.70
39D	Fri 12:30	Linda Noskova	: Sonay Kartal	1.48	2.40
12BH	Fri 12:30	Magdalena Frech	: Victoria Azarenka	2.75	1.38
278F	Fri 12:30	Katie Volynets	: Clara Tauson	2.30	1.55
56C	Fri 13:00	Olga Danilovic	: Qinwen Zheng	2.55	1.44
59E	Fri 14:00	Veronika Kudermetova	: Amanda Anisimova	2.60	1.40
BCG	Fri 14:00	Ekaterina Alexandrova	: Emma Raducanu	1.65	2.10
27C	Fri 14:30	Emiliana Arango	: Mirra Andreeva	11.0	
27B	Fri 15:30	Leylah Annie Fernandez	: Antonia Ruzic	1.44	2.75
13BC	Fri 15:30	Marta Kostyuk	: Daria Kasatkina	1.50	2.40
23C	Fri 16:00	Emma Navarro	: Kamilla Rakhimova	1.09	6.10
245	Fri 17:00	Bianca Andreescu	: Donna Vekic	2.15	1.60
5EF	Fri 17:00	Elena Rybakina	: Eva Lys	1.12	5.60
256G	Fri 19:00	Cori Gauff	: Victoria Mboko	1.06	7.00
25AB	Sat 11:00	Diana Shnaider	: Jaqueline Cristian	1.36	2.95
1568	Sat 11:00	Danielle Rose Collins	: Iga Swiatek	4.80	1.15
3DF	Sat 11:00	Jasmine Paolini	: Ons Jabeur	1.48	2.50
19BD	Sat 11:00	Elise Mertens	: Jessica Pegula	3.45	1.25
289	Sat 11:00	Madison Keys	: Peyton Stearns	1.42	2.70
145E	Sat 11:00	Elina Svitolina	: Hailey Baptiste	1.16	4.50
15EF	Sat 11:00	Marie Bouzkova	: Naomi Osaka	2.55	1.46
19AG	Sat 11:00	Jelena Ostapenko	: Laura Siegemund	1.18	4.60

Basketball



America

NBA, America				2-Way	
No.	Date c	Home team	Away team	1	2
56A	Sat 01:30	Indiana Pacers	Cleveland Cavaliers	2.15	1.55
17F	Sat 04:00	Denver Nuggets	Oklahoma City Thunder	2.60	1.42
13F	Sat 21:30	New York Knicks	Boston Celtics	2.65	1.42
19C	Sun 02:30	Golden State Warriors	Minnesota Timberwolves	2.60	1.42

East Group A

Team	Matches played	Wins	Losses
1st New York Knicks	4	4	0
2nd Orlando Magic	4	3	1
3rd Philadelphia 76ers	4	2	2
4th Brooklyn Nets	4	1	3
5th Charlotte Hornets	4	0	4

East Group B

Team	Matches played	Wins	Losses
1st Milwaukee Bucks	4	4	0
2nd Detroit Pistons	4	3	1
3rd Miami Heat	4	2	2
4th Toronto Raptors	4	1	3
5th Indiana Pacers	4	0	4

East Group C

Team	Matches played	Wins	Losses
1st Atlanta Hawks	4	3	1
2nd Boston Celtics	4	3	1
3rd Cleveland Cavaliers	4	2	2
4th Chicago Bulls	4	2	2
5th Washington Wizards	4	0	4

West Group A

Team	Matches played	Wins	Losses
1st Houston Rockets	4	3	1
2nd Los Angeles Clippers	4	2	2
3rd Minnesota	4	2	2
4th Portland	4	2	2
5th Sacramento Kings	4	1	3

West Group B

Team	Matches played	Wins	Losses
1st Oklahoma City	4	3	1
2nd Phoenix Suns	4	3	1
3rd Los Angeles Lakers	4	2	2
4th San Antonio Spurs	4	2	2
5th Utah Jazz	4	0	4

West Group C

Team	Matches played	Wins	Losses
1st Golden State	4	3	1
2nd Dallas Mavericks	4	3	1
3rd Denver Nuggets	4	2	2
4th Memphis Grizzlies	4	1	3
5th New Orleans Pelicans	4	1	3

WNBA, America				2-Way	
No.	Date c	Home team	Away team	1	2
178E	Sat 01:00 3	New York Liberty W	Connecticut Sun W	1.06	6.60
6AH	Sat 21:00 3	Atlanta Dream W	Indiana Fever W	2.70	1.34

Argentina

La liga, Argentina					2-Way	
No.	Date c	Home team	Away team		1	2
2589	Sat 01:30 3	Lanus	: Racing de Chivilcoy		1.75	1.80
127H	Sat 02:00 3	Sportivo Suardi	: Independiente Santiago Del Estero		1.34	2.70

Liga Nacional de Básquet, Argentina					2-Way	
No.	Date c	Home team	Away team		1	2
1CH	Sat 02:00 3	CA Penarol De Mar Del Plata	: Independiente De Zarate		1.10	4.90
367	Sat 02:30 3	Riachuelo De La Rioja	: Gimnasia y Esgrima Comodoro Rivadavia		1.45	2.40
2EH	Sat 16:30 3	Regatas de Corrientes	: Boca Juniors		1.95	1.65
16A	Sun 02:00 3	Argentino de Junín	: San Lorenzo		2.95	1.30

Regular season

Team	Matches played	Wins	Losses	Points		Home matches		Away matches	
						Wins (home matches)	Losses (home matches)	Wins (away matches)	Losses (away matches)
1st Boca Juniors	34	25	9	59	L, LO, W, W, W...	15	2	10	5
2nd Instituto	33	23	10	56	W, L, W, W, L, ...	12	4	10	6
3rd Quimsa	37	24	13	61	L, W, LO, W, W...	16	3	8	8
4th Obara	34	22	12	56	W, W, W, W, L, ...	15	3	7	9
5th Riachuelo	33	21	12	54	L, W, L, W, L, ...	12	5	9	7
6th Obras	35	22	13	57	W, L, W, W, W, ...	12	3	8	8
7th Gimnasia	35	20	15	55	L, W, W, L, L, ...	13	5	7	10
8th Regatas	36	19	17	55	L, W, L, W, W, ...	14	3	4	14
9th Atenas	37	19	18	56	W, W, L, L, L, ...	10	6	7	12
10th San Martin	38	19	19	57	W, L, W, L, L, ...	14	4	4	13
11th Union	37	18	19	55	W, L, L, L, W, ...	13	5	5	13
12th Ferro	35	17	18	52	W, W, L, L, W, ...	10	6	6	11
13th San Lorenzo	35	16	19	51	W, L, W, L, W, ...	8	8	7	11
14th Penarol	36	16	20	52	W, L, L, L, L, ...	10	7	6	12
15th Olimpico	36	16	20	52	W, L, L, L, L, ...	13	6	3	14
16th Platense	36	14	22	50	W, W, W, L, L, ...	9	7	5	13
17th Independiente	37	14	23	51	L, L, L, W, W, ...	7	11	7	12
18th La Union	35	13	22	48	WO, W, L, W, L...	4	12	5	10
19th Zarate	35	10	25	45	L, L, WO, W, W...	5	12	4	13
20th Argentino	34	6	28	40	L, W, L, L, L, ...	5	11	1	16

Austria

Superliga, Austria					2-Way	
No.	Date c	Home team	Away team		1	2
6DE	Sun 17:30	BBC Nord	: Allianz Swans Gmunden		2.90	1.35

Brazil

Liga Ouro, Brazil					2-Way	
No.	Date c	Home team	Away team		1	2
34E	Fri 21:00 3	E.C.Pinheiros B	: Liga Sorocabana		1.70	1.85

NBB, Brazil					2-Way	
No.	Date c	Home team	Away team		1	2
146A	Sat 01:00 3	Vasco da Gama	: Minas TC		2.50	1.45
8BG	Sat 01:30 3	Sao Paulo	: Sendi/Bauru		1.70	1.90
9BE	Sat 16:00 3	SC Corinthians Paulista	: Flamengo		3.00	1.26
147E	Sat 20:00 3	Pinheiros	: Sesi-Franca		2.55	1.36

Bulgaria

NBL, Bulgaria					2-Way	
No.	Date c	Home team	Away team		1	2
167D	Fri 18:15 3	Rilski Sportist	: Spartak Pleven		1.03	7.30
1CDH	Sat 18:15 3	BC Balkan	: Chernomorets Varna		1.55	2.10

China

CBA, China				2-Way	
No.	Date c	Home team	Away team	1	2
4BH	Fri 13:35 3	Zhejiang Lions	: Beijing Ducks	1.45	2.45

Croatia

Premier League, Croatia				2-Way	
No.	Date c	Home team	Away team	1	2
18AF	Fri 18:00 3	KK Zadar	: Dubrovnik		10.0
18BE	Fri 18:00 3	KK Kvarner 2010	: Dubrava Zagreb	1.16	4.10
18CF	Fri 18:00 3	Cedevita Junior	: GKK Sibenka	1.15	4.20
378	Sat 19:00 3	Cibona Vip	: KK Alkar	1.08	5.40

Regular season

Team	Matches played	Wins	Losses	Points		Home matches		Away matches	
						Wins (home matches)	Losses (home matches)	Wins (away matches)	Losses (away matches)
1st Zadar	32	29	3	61	W, W, W, W, W, ...	16	0	13	3
2nd Split	32	25	7	57	L, W, W, W, W, ...	13	3	11	4
3rd Cedevita Junior	32	21	11	53	W, L, L, L, W, ...	9	6	11	3
4th Cibona	32	18	14	50	L, W, L, L, L, ...	12	4	5	8
5th Dinamo	33	16	17	49	W, L, W, W, L, ...	9	5	5	10
6th Kvarner	32	17	15	49	WO, W, L, W, L, ...	10	4	4	9
7th Zabok	33	15	18	48	L, LO, W, W, L, ...	8	6	5	10
8th Alkar	32	14	18	46	W, L, W, W, L, ...	12	4	2	13
9th Dubrava	32	11	21	43	L, L, L, L, W, ...	6	9	4	12
10th Sibenka	32	11	21	43	W, L, W, W, L, ...	6	9	4	12
11th Dubrovnik	32	9	23	41	W, L, L, W, W, ...	7	8	2	14
12th Osijek	32	7	25	39	L, L, L, L, L, ...	4	10	2	14

Czech Republic

NBL, Czech Republic				2-Way	
No.	Date c	Home team	Away team	1	2
14H	Fri 18:00 3	Olomoucko	: CEZ Nymburk	5.60	1.09
1356	Sat 18:00 3	JBC MMCITE Brno	: BK Decin	1.70	1.90

France

LNB Elite, France					2-Way	
No.	Date c	Home team	Away team		1	2
2457	Fri 20:00	Saint Quentin	: Stade Rochelais Rupella		1.10	6.10
245B	Sat 18:00	Cholet	: Nancy		1.36	2.85
246H	Sat 18:00	Dijon	: Limoges		1.16	4.20
256C	Sat 20:30	Gravelines Dunkerque	: Elan Chalon		1.75	1.90
2568	Sat 20:30	Paris	: Le Portel		1.02	9.50
134G	Sun 16:30	Nanterre	: Strasbourg		1.60	2.10
258C	Sun 19:00	Monaco	: Bourg-En-Bresse		1.16	4.10
259B	Mon 20:00	Le Mans	: ASVEL Basket		2.60	1.42

Regular season

Team	Matches played	Wins	Losses		Home matches		Away matches	
					Wins (home matches)	Losses (home matches)	Wins (away matches)	Losses (away matches)
1st ASVEL	28	22	6	W, W, W, W, W, ...	13	1	9	4
2nd Paris	27	21	6	W, W, W, W, W, ...	11	1	9	5
3rd AS Monaco	27	21	5	W, W, W, W, W, ...	12	2	10	2
4th Cholet	28	19	9	L, L, W, W, L, ...	10	4	9	5
5th JL Bourg	28	17	11	W, L, L, L, L, ...	8	5	9	5
6th Le Mans	28	16	12	W, W, W, L, L, ...	11	3	5	8
7th Elan Chalon	28	14	14	W, W, L, W, W, ...	10	3	2	11
8th Nancy	28	14	14	W, L, W, L, W, ...	8	5	5	9
9th Dijon	27	13	14	W, L, W, W, L, ...	6	7	6	6
10th Saint-Quentin	28	12	16	L, L, L, L, L, ...	6	8	5	8
11th Gravelines-Dunkerque	28	11	17	L, W, WO, W, W, ...	7	6	3	10
12th Strasbourg	28	11	17	L, W, L, L, W, ...	6	7	5	9
13th Nanterre	28	10	18	L, L, L, L, L, ...	5	8	4	9
14th Limoges	28	9	19	L, L, LO, W, L, ...	6	6	2	11
15th Le Portel	28	7	21	L, W, L, L, L, ...	5	9	1	12
16th La Rochelle	27	4	23	L, W, L, L, L, ...	2	11	2	12

LNB Pro B, France					2-Way	
No.	Date c	Home team	Away team		1	2
148B	Fri 20:00 3	Poitiers	: Antibes		1.55	2.15
125D	Fri 20:00 3	Aix Maurienne	: Chalons Reims		1.25	3.30
26DH	Fri 20:00 3	Roanne	: Denain ASC Voltaire		1.18	3.50
257D	Fri 20:00 3	Rouen	: Caen		1.30	3.05
26DG	Fri 20:00 3	C'Chartres Bm	: Vichy-Clermont		3.15	1.22
18AD	Fri 20:30 3	Asa Gries-Souffel	: Nantes		1.10	4.60
124G	Fri 20:30 3	Hyerres Toulon	: Evreux		1.45	2.30
148F	Fri 20:50 3	Elan Bearnais Pau-Lacq-Orthez	: ADA Blois Basket 41		2.10	1.55

Regular season

Team	Matches played	Wins	Losses		Home matches		Away matches	
					Wins (home matches)	Losses (home matches)	Wins (away matches)	Losses (away matches)
1st Blois	36	27	9	W, W, W, W, W, ...	15	2	12	6
2nd Boulazac	36	27	9	W, W, W, WO, W, ...	15	2	10	6
3rd Orleans	36	24	12	W, LO, LO, W, ...	13	3	9	7
4th Chorale Roanne	36	22	14	W, L, W, L, W, ...	14	2	7	11
5th Pau-Lacq-Orthez	36	21	15	L, L, W, WO, W, ...	11	7	5	8
6th ASA	36	21	15	W, L, L, W, W, ...	12	5	8	8
7th Poitiers	36	21	15	W, W, L, L, W, ...	13	4	8	8
8th Aix Maurienne	36	20	16	L, L, W, W, L, ...	11	5	8	9
9th Antibes	36	20	16	W, WO, L, W, L, ...	11	6	8	10
10th Vichy	36	19	17	W, W, L, W, W, ...	15	3	3	14
11th Saint-Chamond	36	19	17	W, W, L, LO, W, ...	8	8	10	8
12th Denain	36	18	18	W, W, L, W, L, ...	11	7	6	10
13th Rouen	36	17	19	L, L, W, W, L, ...	9	9	8	9
14th Caen	36	17	19	L, L, W, L, L, ...	7	9	7	10
15th Champagne Basket	36	15	21	L, W, L, W, L, ...	10	7	5	13
16th Nantes	36	14	22	L, L, W, L, L, ...	7	11	7	11
17th Hyeres-Toulon	36	11	25	L, L, L, L, W, ...	7	10	4	14
18th Evreux	36	10	26	L, W, W, L, L, ...	6	11	4	14
19th Chartres	36	9	27	L, L, W, L, L, ...	6	11	3	15
20th Fos-sur-Mer	36	8	28	L, L, L, L, L, ...	6	12	2	16

Germany

Pro A, Germany					2-Way	
No.	Date c	Home team	Away team		1	2
1AH	Sat 20:00 3	Crailsheim Merlins	: Phoenix Hagen		1.28	3.00

Greece

A1, Greece					2-Way	
No.	Date c	Home team	Away team		1	2
14A	Sat 16:00	Kolossos Rodou	: Aris Thessalonikis		1.36	2.80
1678	Sat 16:00	Lavriou	: Maroussi		2.15	1.55
36C	Mon 19:15	Panathinaikos	: Promitheas Patras		1.02	10.5

Play Outs

Team	Matches played	Wins	Losses	Points		Home matches		Away matches	
						Wins (home matches)	Losses (home matches)	Wins (away matches)	Losses (away matches)
1st Aris	26	11	15	37	W, L, L, W	1	1	1	1
2nd Kolossos H Hotels	26	9	17	35	L, W, W, W	1	0	2	1
3rd Maroussi	26	8	18	34	W, W, W, L	3	0	0	1
4th Lavrio	26	7	19	33	L, L, L, L	0	2	0	2

Hungary

Men NB I/A, Hungary					2-Way	
No.	Date c	Home team	Away team		1	2
259E	Fri 18:00 3	Atomeromu SE	: Szolnoki Olaj		1.60	2.05
136A	Sat 18:00 3	OSE Lions	: KTE-Duna Aszfalt		1.50	2.20

Israel

Super League, Israel					2-Way	
No.	Date c	Home team	Away team		1	2
1BDE	Fri 12:00 3	Hapoel Haifa	: Elitzur Barak Netanya		1.80	1.80
13AH	Fri 14:30 3	Hapoel Tel Aviv	: Hapoel Galil Gilboa BC		1.07	5.70
7BE	Sat 20:05 3	Hapoel Jerusalem	: Maccabi Irony Ramat Gan		1.10	4.20

Play Outs

Team	Matches played	Wins	Losses	Points		Home matches		Away matches	
						Wins (home matches)	Losses (home matches)	Wins (away matches)	Losses (away matches)
1st Hapoel Afula	29	10	19	39	W, L, L	0	1	1	1
2nd Ironi Kiryat Ata	29	10	19	39	L, W, W	1	1	1	0
3rd Elitzur Netanya	28	9	19	37	W, L	1	0	0	1
4th Hapoel Haifa	28	4	24	32	L, W	0	1	1	0

Italy

Serie A, Italy				2-Way	
No.	Date c	Home team	Away team	1	2
25BD	Sat 20:00	Pallacanestro Trieste 2004	: Dinamo Sassari	1.28	3.25
238	Sat 20:30	Basket Napoli	: Aquila Trento	2.40	1.50
6BF	Sun 18:15	Basket Brescia Leonessa	: Universo Treviso Basket	1.18	3.90
269A	Sun 18:15	Vanoli Basket Cremona	: Bertram Tortona	2.10	1.60
268E	Sun 18:15	Reggio Emilia	: Pistoia	1.15	5.20
24BE	Sun 18:15	Umana Reyer Venezia	: Pallacanestro Varese	1.22	4.10
68F	Sun 18:15	Olimpia Milano	: Scafati Basket		8.50
23AE	Sun 18:15	Virtus Segafredo Bologna	: Pallacanestro Trapani	1.46	2.55

Regular season

Team	Matches played	Wins	Losses	Points	Home matches		Away matches		
					Wins (home matches)	Losses (home matches)	Wins (away matches)	Losses (away matches)	
1st Virtus Bologna	29	22	7	44	W, W, W, W, W, ...	13	1	9	6
2nd Trapani	29	22	7	44	W, W, WO, W, W, ...	10	2	9	5
3rd Brescia	29	21	8	42	W, W, W, L, W, ...	11	2	10	5
4th Trento	29	21	8	42	W, W, W, W, W, ...	12	3	9	5
5th Milano	29	19	10	38	L, W, W, W, L, ...	12	2	7	8
6th Trieste	29	17	12	34	L, W, L, L, W, ...	9	5	7	7
7th Reggiana	29	17	12	34	L, L, W, W, W, ...	8	6	7	6
8th Reyer Venezia	29	15	14	30	L, L, LO, W, L, ...	7	7	7	6
9th Tortona	29	14	15	28	L, L, L, L, L, ...	6	8	6	7
10th Sassari	29	12	17	24	L, L, L, W, W, ...	8	7	4	10
11th Treviso	29	12	17	24	W, W, W, L, L, ...	7	7	5	9
12th Varese	29	10	19	20	W, L, W, W, LO, ...	8	6	2	10
13th Vanoli Cremona	29	9	20	18	W, L, L, L, WO, ...	4	8	3	10
14th Napoli Basket	29	9	20	18	W, L, L, L, L, ...	5	8	3	12
15th Scafati	29	6	23	12	L, L, L, L, L, ...	3	9	2	10
16th Pistoia	29	6	23	12	L, W, L, L, L, ...	3	12	3	10

Serie A2, Italy				2-Way	
No.	Date c	Home team	Away team	1	2
14GH	Sat 20:30 3	JuVi Cremona	: Frata Nardo	1.20	3.40
19CG	Sat 20:30 3	Pallacanestro Cantù	: Biancoblu Basket Bologna	1.30	2.80
79H	Sat 21:00 3	Real Sebastiani Rieti	: Urania Milano	1.26	3.15

Japan

B.League - B1, Japan				2-Way	
No.	Date c	Home team	Away team	1	2
17AH	Fri 12:35 3	Ryukyu Golden Kings	: Shimane	1.30	2.90

Lithuania

LKL, Lithuania				2-Way	
No.	Date c	Home team	Away team	1	2
BCD	Sat 18:00 3	Juventus	: Siauliai	1.55	2.15
27G	Sun 18:00 3	Jonava	: Zalgiris	6.10	1.06

Regular season

Team	Matches played	Wins	Losses	Points		Home matches		Away matches	
						Wins (home matches)	Losses (home matches)	Wins (away matches)	Losses (away matches)
1st Zalgiris	32	30	2	30	W, W, W, W, W, ...	15	0	14	2
2nd Rytas	32	26	6	26	W, W, W, W, W, ...	13	3	13	3
3rd Jonava	32	19	13	19	W, W, L, W, W, ...	10	6	8	7
4th Lietkabelis	32	17	15	17	W, L, W, W, L, ...	9	7	8	8
5th Wolves	32	17	15	17	W, L, L, L, W, ...	8	7	9	8
6th Juventus	32	14	18	14	L, W, W, L, L, ...	6	9	8	7
7th Siauliai	32	13	19	13	L, L, W, W, L, ...	8	7	3	11
8th Neptunas	32	11	21	11	L, W, L, L, L, ...	5	11	6	9
9th Nevezis	32	10	22	10	L, L, L, L, W, ...	4	11	6	11
10th Mazeikiai	32	3	29	3	L, L, L, L, L, ...	2	14	0	14

Poland

Orlen Basket Liga, Poland				2-Way	
No.	Date c	Home team	Away team	1	2
1ABD	Sat 17:30 3	Polski Cukier Torun	: Dzikie Warszawa	1.45	2.40
29A	Sat 20:00 3	King Wilki Morskie Szczecin	: Slask Wroclaw	1.38	2.60

Portugal

LPB, Portugal				2-Way	
No.	Date c	Home team	Away team	1	2
CGH	Fri 22:00 3	SL Benfica	: Vitoria SC		9.25

Romania

Liga Nationala, Romania				2-Way	
No.	Date c	Home team	Away team	1	2
259A	Fri 17:00 3	Corona Brasov	: CSO Voluntari	1.85	1.75
258B	Fri 18:00 3	Steaua Bucuresti	: CS Dinamo Bucuresti	1.55	2.05

Slovakia

Extraliga, Slovakia				2-Way	
No.	Date c	Home team	Away team	1	2
17AD	Fri 19:00 3	BK Levicki Patrioti	: Inter Bratislava	1.46	2.35

Slovenia

1. SKL, Slovenia				2-Way	
No.	Date c	Home team	Away team	1	2
1578	Fri 19:00 3	Krka Novo Mesto	: Triglav Elektro	1.01	8.75

South Korea

Korean Basketball League, South Korea				2-Way	
No.	Date c	Home team	Away team	1	2
2AG	Fri 12:00 3	Changwon LG Sakers	: Seoul SK Knights	1.55	2.15

Spain

LEB Oro, Spain				2-Way	
No.	Date c	Home team	Away team	1	2
279G	Fri 21:00 3	UBU Tizona	: Rio Natura Monbus Obradoiro	3.10	1.28
59A	Fri 21:00 3	Oviedo CB	: CB Zamora	1.26	3.15
135A	Fri 21:00 3	Montakit Fuenlabrada	: Moron		9.50
4EH	Fri 21:00 3	CB Valladolid	: Menorca Basquet	1.38	2.60
13B	Fri 21:00 3	San Sebastian Gipuzkoa	: Club Ourense Baloncesto	1.26	3.15
18B	Fri 21:00 3	CB Lucentum Alicante	: Amics Castello	1.07	5.80
1357	Fri 21:00 3	Quesos Cerrato Palencia	: Real Betis	1.65	2.00
12EG	Fri 21:00 3	Burgos	: Movistar Estudiantes	1.24	3.15
279H	Fri 21:00 3	Estela	: Basket Cartagena	1.46	2.45

Regular season

Team	Matches played	Wins	Losses	Points		Home matches		Away matches	
						Wins (home matches)	Losses (home matches)	Wins (away matches)	Losses (away matches)
1st San Pablo Burgos	33	31	2	64	W, WO, W, W, W...	16	0	14	2
2nd Estudiantes	33	26	7	59	W, L, W, L, W, ...	14	2	10	5
3rd Real Betis	33	26	7	59	W, W, W, LO, W...	15	0	10	6
4th Fuenlabrada	33	26	7	59	L, W, L, W, W, ...	14	2	11	5
5th Obradoiro	33	22	11	55	L, L, W, WO, W...	13	4	8	7
6th Palencia	33	21	12	54	LO, W, L, W, L...	14	2	7	9
7th Cartagena	33	16	17	49	W, L, W, W, L, ...	10	6	4	11
8th Gipuzkoa	33	15	18	48	W, LO, W, W, W...	8	6	6	10
9th Tizona	33	15	18	48	L, L, L, L, L, ...	8	6	5	11
10th Ourense	33	14	19	47	W, L, W, L, W, ...	8	7	5	9
11th Zamora	33	13	20	46	L, W, W, L, L, ...	9	8	4	12
12th Alicante	33	13	20	46	L, W, L, W, W, ...	10	6	2	13
13th Oviedo	33	13	20	46	L, W, W, L, L, ...	8	8	5	11
14th Cantabria	33	12	21	45	W, W, L, L, W, ...	8	6	4	13
15th Real Valladolid	33	11	22	44	L, W, L, W, L, ...	5	10	6	11
16th Hestia Menorca	33	10	23	43	L, L, L, L, L, ...	6	10	2	12
17th Castello	33	9	24	42	WO, L, L, W, L...	7	8	0	14
18th Moron	33	4	29	37	W, L, L, L, L, ...	3	13	1	15

Sweden

Basketligan, Sweden				2-Way	
No.	Date c	Home team	Away team	1	2
234D	Fri 19:04 3	Norrkoping Dolphins	: Borås Basket	1.12	4.50

Switzerland

SBL, Switzerland				2-Way	
No.	Date c	Home team	Away team	1	2
12AD	Sat 17:00 3	Pully Lausanne Foxes	: Les Lions de Geneve	2.35	1.48
128B	Sat 17:30 3	5 Stelle SAM Basket Massagno	: Fribourg Olympic	10.0	

Turkey

Super Ligi, Turkey				2-Way	
No.	Date c	Home team	Away team	1	2
BDF	Fri 18:00	Bahcesehir Koleji	Mersin BSB	1.25	3.40
8EF	Sat 14:30	Buyukcekmece	Manisa	2.30	1.50
46B	Sat 17:00	Besiktas	Fenerbahçe	1.70	1.95
268	Sat 19:30	Bursaspor	Darüssafaka Dogus	1.60	2.05
149	Sun 12:00	Yalova Group Beledite Spor	Socar Petkim Spor	2.15	1.60
25D	Sun 14:30	Merkezefendi Belediyesi	Tofas	1.65	2.15
13C	Sun 17:00	Pinar Karsiyaka	Turk Telekom Basketball	3.30	1.28

Regular season

Team	Matches played	Wins	Losses	Points		Home matches		Away matches	
						Wins (home matches)	Losses (home matches)	Wins (away matches)	Losses (away matches)
1st Fenerbahce	28	26	2	54	W, L, W, W, W, ...	13	1	11	1
2nd Besiktas	27	22	5	49	W, W, W, W, W, ...	13	1	9	4
3rd Anadolu Efes	26	19	7	45	L, W, W, W, L, ...	10	3	9	4
4th Bahcesehir Koleji	28	17	11	45	W, W, L, L, W, ...	9	4	8	7
5th Tofas	28	17	11	45	L, W, L, L, L, ...	11	3	5	8
6th Galatasaray	28	14	14	42	L, L, L, W, W, ...	8	5	5	9
7th Mersin	28	14	14	42	W, L, W, L, L, ...	8	4	4	9
8th Buyukcekmece	28	13	15	41	L, W, W, L, W, ...	4	9	7	6
9th Turk Telekom	28	12	16	40	L, L, W, W, L, ...	7	6	5	8
10th Petkim Spor	28	11	17	39	W, W, L, LO, L...	5	9	6	7
11th Bursaspor	28	11	17	39	L, W, L, L, L, ...	5	8	6	8
12th Merkezefendi	28	11	17	39	W, W, W, W, L, ...	8	6	3	10
13th Darussafaka	28	9	19	37	LO, L, W, L, W...	8	6	0	12
14th Karsiyaka	27	10	17	37	L, L, WO, L, W...	7	5	2	11
15th Manisa	28	9	19	37	W, L, W, L, L, ...	4	7	4	9
16th Yalovaspor	28	7	21	35	WO, L, L, W, L...	5	8	1	12

TBL, Turkey				2-Way	
No.	Date c	Home team	Away team	1	2
1CDG	Sat 19:30 3	Ankaragucu Mamak Belediyesi	Konya BBSK	1.26	3.10

Uruguay

Liga Uruguaya, Uruguay				2-Way	
No.	Date c	Home team	Away team	1	2
18E	Sat 01:15 3	Defensor Sporting	Nacional BC	2.90	1.28

World

ABA League, World				2-Way	
No.	Date c	Home team	Away team	1	2
1ADE	Fri 19:00 3	Partizan	KK Spartak Subotica	1.05	5.50
1278	Sat 20:00 3	Crvena Zvezda	KK Igokea	1.06	6.20

FIBA Champions League, World				2-Way	
No.	Date c	Home team	Away team	1	2
4EG	Fri 17:00	La Laguna Tenerife	Galatasaray	1.36	2.95
12EH	Fri 20:00	AEK Athens	Unicaja Baloncesto Malaga	2.65	1.46

Ice Hockey



North America

AHL, North America				1 X 2			Double Chance			Handicap				Total			
No.	Date c	Home team	Away team	1	X	2	1X	12	X2	SB		1	X	2		▼	▲
12BG	Sat 01:00 3	Charlotte Checkers	: Providence Bruins	1.90	4.00	3.10	1.28	1.18	1.70		0:1	2.65	6.50	1.70	4.5	2.05	1.60
27BD	Sat 01:05 3	Lehigh Valley Phant...	: Hershey Bears	2.30	3.90	2.45	1.46	1.18	1.50		0:1	3.45	6.70	1.48	5.5	1.60	2.05
12BF	Sat 02:00 3	Rockford IceHogs	: Milwaukee Admirals	2.85	4.00	1.95	1.70	1.15	1.34		1:0	1.65	7.00	2.75	4.5	2.15	1.55
235D	Sat 02:00 3	Texas Stars	: Grand Rapids Griffins	1.85	3.80	3.15	1.28	1.16	1.80		0:1	2.45	7.40	1.75	5.5	1.70	1.95
27DF	Sat 04:00 3	Abbotsford Canucks	: Coachella Valley Fire..	2.30	4.00	2.40	1.46	1.16	1.50		0:1	3.00	7.75	1.50	5.5	1.75	1.85

NHL, North America				1 X 2			Double Chance			Handicap					Total		
No.	Date c	Home team	Away team	1	X	2	1X	12	X2	SB		1	X	2		▼	▲
126	Sat 01:00	Florida Panthers	: Toronto Maple Leafs	1.75	4.40	3.70	1.26	1.18	1.95		0:2	2.95	5.70	1.70	5.5	2.00	1.70
24G	Sat 03:30	Winnipeg Jets	: Dallas Stars	2.20	4.20	2.50	1.42	1.18	1.50		0:1	2.75	8.50	1.55	5.5	1.95	1.70
1BE	Sun 00:00	Carolina Hurricanes	: Washington Capitals	1.80	4.20	3.25	1.26	1.16	1.80		0:2	3.45	6.70	1.50	5.5	1.85	1.80
45F	Sun 03:00	Edmonton Oilers	: Vegas Golden Knigh...	2.25	4.30	2.50	1.46	1.18	1.55		0:1	2.80	8.50	1.65	6.5	1.80	1.90

World

IIHF World Championship, World				1 X 2			Double Chance			Handicap					Total		
No.	Date c	Home team	Away team	1	X	2	1X	12	X2	SB		1	X	2		▼	▲
24FG	Fri 16:20	Austria	: Finland	10.5	7.20	1.12	4.00	1.05			3:0	1.90	4.80	2.75	5.5	1.85	1.85
24GH	Fri 16:20	Switzerland	: Czech Republic	2.85	3.90	2.05	1.65	1.20	1.34		1:0	1.70	6.90	2.80	4.5	2.10	1.65
26BC	Fri 20:20	Denmark	: USA	8.50	7.00	1.22	4.10	1.08	1.05		3:0	2.05	4.90	2.45	6.5	1.60	2.15
26BD	Fri 20:20	Sweden	: Slovakia	1.16	8.25	11.0	1.02	1.05	5.00		0:3	2.25	4.80	2.25	5.5	2.00	1.70
16EF	Sat 12:20	Slovenia	: Canada	18.0	18.0	1.02	7.20				3:0	5.90	6.40	1.30	6.5	2.10	1.60
1CDE	Sat 12:20	Norway	: Kazakhstan	1.80	4.20	3.45	1.30	1.18	1.85		0:1	2.45	6.60	1.80	5.5	1.55	2.15
178C	Sat 16:20	Germany	: Hungary	1.14	8.00	12.0			5.10		0:3	2.30	4.60	2.25	5.5	2.00	1.70
236C	Sat 16:20	Sweden	: Austria		18.0	18.0					0:3	1.50	5.20	4.60	6.5	1.65	2.05
1DEH	Sat 20:20	Denmark	: Switzerland	5.50	4.90	1.45	2.65	1.14	1.09		2:0	2.00	5.70	2.35	5.5	1.65	2.05
1EFH	Sat 20:20	France	: Latvia	3.90	4.30	1.65	2.05	1.18	1.20		1:0	2.15	6.30	2.10	4.5	2.05	1.65
148C	Sun 12:20	Slovakia	: Slovenia	1.38	5.00	5.90	1.10	1.12	2.80						4.5	2.05	1.60
14AD	Sun 12:20	USA	: Hungary												6.5	1.95	1.70
4FG	Sun 16:20	Germany	: Kazakhstan	1.30	5.80	6.20	1.07	1.09	2.90						5.5	1.95	1.70
14BH	Sun 16:20	Latvia	: Canada	9.50	6.90	1.22	4.10	1.07	1.03						5.5	1.90	1.75
157E	Sun 20:20	Norway	: Czech Republic	8.75	6.60	1.22	3.90	1.07	1.03						5.5	1.85	1.85
28E	Sun 20:20	Finland	: France	1.07	11.0	18.0									5.5	1.70	1.95
157F	Mon 16:20	USA	: Switzerland	1.80	4.10	3.20	1.26	1.18	1.85						5.5	1.65	2.05
159D	Mon 16:20	Austria	: Slovakia	4.60	4.80	1.50	2.30	1.15	1.15						5.5	1.65	2.05
579	Mon 20:20	Finland	: Sweden	2.85	3.90	2.05	1.60	1.20	1.34						4.5	1.85	1.80
15DF	Mon 20:20	Czech Republic	: Denmark	1.46	4.90	5.30	1.14	1.16	2.60						5.5	1.65	2.05
15FH	Tue 16:20	Slovenia	: Latvia	4.00	4.50	1.60	2.10	1.16	1.20						5.5	1.65	2.05
19AC	Tue 16:20	Norway	: Germany	4.00	4.50	1.60	2.10	1.16	1.20						5.5	1.65	2.05
19CF	Tue 20:20	Kazakhstan	: Hungary	1.75	4.40	3.45	1.26	1.16	1.90						5.5	1.80	1.85
1AFG	Tue 20:20	Canada	: France	1.05	12.0	18.0									6.5	1.70	1.95
2356	Wed 16:20	USA	: Norway	1.22	6.50	8.25	1.03	1.07	3.70						5.5	1.85	1.85
235G	Wed 16:20	Slovakia	: France	1.50	4.90	4.60	1.15	1.12	2.40						5.5	1.85	1.85
235H	Wed 20:20	Latvia	: Sweden	9.25	6.30	1.22	3.80	1.05	1.01						5.5	1.70	1.95
236E	Wed 20:20	Kazakhstan	: Denmark	3.80	4.40	1.60	2.10	1.15	1.22						5.5	1.85	1.85
269D	Thu 16:20	Finland	: Slovenia	1.06	11.5	18.0									5.5	1.85	1.85
27FG	Thu 16:20	Switzerland	: Germany	1.65	4.50	3.90	1.20	1.16	2.10						5.5	1.65	2.05
128C	Thu 20:20	Canada	: Austria	1.08	11.5	18.0									6.5	1.65	2.05
135C	Thu 20:20	Czech Republic	: Hungary	1.06	12.5	18.0									6.5	1.70	1.95

Group A

Team	Matches played	Wins	Losses	Goals difference	Points
1st Austria	0	0	0	0	0
2nd Canada	0	0	0	0	0
3rd Finland	0	0	0	0	0
4th France	0	0	0	0	0
5th Latvia	0	0	0	0	0
6th Slovakia	0	0	0	0	0
7th Slovenia	0	0	0	0	0
8th Sweden	0	0	0	0	0

Group B

Team	Matches played	Wins	Losses	Goals difference	Points
1st Czech Republic	0	0	0	0	0
2nd Denmark	0	0	0	0	0
3rd Germany	0	0	0	0	0
4th Hungary	0	0	0	0	0
5th Kazakhstan	0	0	0	0	0
6th Norway	0	0	0	0	0
7th Switzerland	0	0	0	0	0
8th USA	0	0	0	0	0

Handball



Denmark

Kvindeligaaen Women, Denmark				1 X 2			Total		
No.	Date c	Home team	Away team	1	X	2		▼	▲
18DE	Fri 20:30 3	Copenhagen W	: Odense Handbold W	7.10	13.5	1.14	61.5	1.75	1.75
1489	Sat 16:00 3	Viborg HK W	: Team Esbjerg W	9.50	15.0	1.02	61.5	1.90	1.55

Group 1

Team	Matches played	Wins	Draws	Losses	Goals difference	Points	Home matches			Away matches			
							Wins (home matches)	Draws (home matches)	Losses (home matches)	Wins (away matches)	Draws (away matches)	Losses (away matches)	
1st Odense (W)	3	3	0	0	13	8	W, W, W	1	0	0	2	0	0
2nd Horsens HK (W)	4	3	0	1	1	6	W, W, W, L	2	0	1	1	0	0
3rd Kobenhavn H...	3	1	0	2	-7	2	L, L, W	1	0	0	0	0	2
4th NFH Nykobing...	4	0	0	4	-7	1	L, L, L, L	0	0	2	0	0	2

Group 2

Team	Matches played	Wins	Draws	Losses	Goals difference	Points	Home matches			Away matches			
							Wins (home matches)	Draws (home matches)	Losses (home matches)	Wins (away matches)	Draws (away matches)	Losses (away matches)	
1st Esbjerg (W)	3	3	0	0	25	8	W, W, W	1	0	0	2	0	0
2nd Ikast Handbo...	4	3	0	1	13	7	W, L, W, W	1	0	1	2	0	0
3rd Sonderjyske (...)	4	1	0	3	-24	2	L, W, L, L	1	0	2	0	0	1
4th Viborg (W)	3	0	0	3	-14	0	L, L, L	0	0	1	0	0	2

France

Division 1 - Women, France				1 X 2		
No.	Date c	Home team	Away team	1	X	2
25AE	Sat 15:00 3	Chambray Touraine W	: Stella St Maur W	1.20	10.0	5.50
15CF	Sat 20:30 3	Merignac W	: Achenheim Truchtersheim W	2.15	7.75	1.85

Regular season

Team	Matches played	Wins	Draws	Losses	Goals difference	Points		Home matches			Away matches		
								Wins (home matches)	Draws (home matches)	Losses (home matches)	Wins (away matches)	Draws (away matches)	Losses (away matches)
1st Metz (W)	21	21	0	0	252	63	W, W, W, W, W, ...	11	0	0	10	0	0
2nd Brest Bretagn...	21	20	0	1	230	61	W, W, W, W, W, ...	9	0	0	11	0	1
3rd Chambray To...	21	13	3	5	33	50	D, W, W, W, W, ...	8	1	1	5	2	4
4th Dijon (W)	20	13	1	6	57	47	D, W, L, W, W, ...	7	0	3	6	1	3
5th Nice (W)	21	12	1	8	4	46	W, L, W, L, W, ...	7	1	3	5	0	5
6th Besancon (W)	21	11	1	9	-7	44	W, L, L, W, W, ...	7	0	4	4	1	5
7th Plan de Cuqu...	21	10	1	10	-5	42	D, W, W, L, L, ...	6	1	4	4	0	6
8th Achenheim (W.	21	7	2	12	-53	37	L, L, L, L, W, ...	5	0	6	2	2	6
9th Paris 92 (W)	21	7	1	13	-34	36	D, L, L, L, W, ...	6	1	4	1	0	9
10th Stella Sports ...	22	6	2	14	-91	36	L, L, W, W, L, ...	4	1	7	2	1	7
11th Amand (W)	21	6	1	14	-62	34	L, D, W, W, L, ...	3	0	7	3	1	7
12th Sambre Avesn..	21	6	0	15	-95	33	L, L, L, L, W, ...	3	0	7	3	0	8
13th Merignac (W)	21	3	3	15	-107	30	L, L, D, W, L, ...	2	3	5	1	0	10
14th Toulon (W)	21	3	2	16	-122	29	W, L, L, L, L, ...	2	1	7	1	1	9

Norway

REMA 1000-ligaen W, Norway				1 X 2			Total		
No.	Date c	Home team	Away team	1	X	2		▼	▲
2579	Fri 18:15 3	Sola W	: Tertnes W	1.30	10.0	4.20	59.5	1.60	1.90

Sweden

Handbollsligan Women, Sweden				1 X 2			Total		
No.	Date c	Home team	Away team	1	X	2		▼	▲
18CE	Fri 19:00 3	IK Savehof W	: Skara HF W	1.36	8.75	3.45	53.5	1.85	1.65

World

EHF Euro Cup, World				1 X 2			Total		
No.	Date c	Home team	Away team	1	X	2		▼	▲
1248	Sun 16:00	Denmark	: Sweden	1.50	8.00	3.20	59.5	2.00	1.60
CDG	Sun 18:00	France	: Norway	1.16	11.0	7.10	62.5	1.80	1.80

Group stage

Team	Matches played	Wins	Draws	Losses	Goals difference	Points		Wins (home matches)	Home matches Draws (home matches)	Losses (home matches)	Wins (away matches)	Away matches Draws (away matches)	Losses (away matches)
1st France	5	5	0	0	14	10	W, W, W, W, W	2	0	0	3	0	0
2nd Denmark	5	3	0	2	19	6	W, L, L, W, W	1	0	1	2	0	1
3rd Sweden	5	2	0	3	-1	4	L, W, W, L, L	1	0	2	1	0	1
4th Norway	5	0	0	5	-32	0	L, L, L, L, L	0	0	3	0	0	2

European Championship - Men, World											1 X 2			Total	
No.	Date c	Home team				Away team					1	X	2		▼ ▲
239C	Sun 18:00	North Macedonia				Lithuania					1.16	11.5	6.30	57.5	1.80 1.80
2346	Sun 18:00	Serbia				Italy					1.38	9.25	3.70	57.5	1.80 1.80
234F	Sun 18:00	Poland				Romania					1.36	9.25	3.90	57.5	1.80 1.80
8GH	Sun 18:00	Austria				Switzerland					1.70	8.25	2.50	59.5	1.80 1.80

Group 1

Team	Matches played	Wins	Draws	Losses	Goals difference	Points		Wins (home matches)	Home matches Draws (home matches)	Losses (home matches)	Wins (away matches)	Away matches Draws (away matches)	Losses (away matches)
1st Slovenia	5	5	0	0	32	10	W, W, W, W, W	2	0	0	3	0	0
2nd Lithuania	5	3	0	2	5	6	L, W, W, W, L	2	0	1	1	0	1
3rd North Macedo..	5	2	0	3	4	4	W, L, L, L, W	1	0	1	1	0	2
4th Estonia	5	0	0	5	-41	0	L, L, L, L, L	0	0	3	0	0	2

Group 2

Team	Matches played	Wins	Draws	Losses	Goals difference	Points		Wins (home matches)	Home matches Draws (home matches)	Losses (home matches)	Wins (away matches)	Away matches Draws (away matches)	Losses (away matches)
1st Hungary	5	4	1	0	32	9	W, D, W, W, W	1	1	0	3	0	0
2nd Montenegro	5	3	1	1	6	7	W, D, L, W, W	1	0	1	2	1	0
3rd Finland	5	2	0	3	-13	4	L, W, W, L, L	1	0	2	1	0	1
4th Slovakia	5	0	0	5	-25	0	L, L, L, L, L	0	0	3	0	0	2

Group 3

Team	Matches played	Wins	Draws	Losses	Goals difference	Points		Wins (home matches)	Home matches Draws (home matches)	Losses (home matches)	Wins (away matches)	Away matches Draws (away matches)	Losses (away matches)
1st Iceland	5	5	0	0	41	10	W, W, W, W, W	2	0	0	3	0	0
2nd Georgia	5	3	0	2	1	6	W, W, W, L, L	2	0	1	1	0	1
3rd Bosnia & Herz...	5	1	0	4	-18	2	L, L, L, W, L	1	0	2	0	0	2
4th Greece	5	1	0	4	-24	2	L, L, L, L, W	1	0	1	0	0	3

Group 4

Team	Matches played	Wins	Draws	Losses	Goals difference	Points		Wins (home matches)	Home matches Draws (home matches)	Losses (home matches)	Wins (away matches)	Away matches Draws (away matches)	Losses (away matches)
1st Spain	5	4	0	1	14	8	W, W, L, W, W	2	0	0	2	0	1
2nd Serbia	5	3	0	2	13	6	W, L, W, W, W	2	0	0	1	0	2
3rd Italy	5	3	0	2	12	6	L, W, W, W, L	2	0	1	1	0	1
4th Latvia	5	0	0	5	-39	0	L, L, L, L, L	0	0	3	0	0	2

Group 5

Team	Matches played	Wins	Draws	Losses	Goals difference	Points		Wins (home matches)	Home matches Draws (home matches)	Losses (home matches)	Wins (away matches)	Away matches Draws (away matches)	Losses (away matches)
1st Croatia	5	5	0	0	51	10	W, W, W, W, W	2	0	0	3	0	0
2nd Czech Republic	5	3	0	2	13	6	W, L, L, W, W	1	0	1	2	0	1
3rd Belgium	5	1	0	4	-28	2	L, L, W, L, L	0	0	3	1	0	1
4th Luxembourg	5	1	0	4	-36	2	L, W, L, L, L	0	0	3	1	0	1

Group 6

Team	Matches played	Wins	Draws	Losses	Goals difference	Points		Wins (home matches)	Home matches Draws (home matches)	Losses (home matches)	Wins (away matches)	Away matches Draws (away matches)	Losses (away matches)
1st Faroe Islands	5	3	1	1	11	7	W, W, D, L, W	1	1	0	2	0	1
2nd Netherlands	5	2	2	1	8	6	W, L, D, D, W	1	0	1	1	2	0
3rd Ukraine	5	2	0	3	4	4	L, W, L, W, L	2	0	1	0	0	2
4th Kosovo	5	1	1	3	-23	3	L, L, W, D, L	1	1	1	0	0	2

Group 7

Team	Matches played	Wins	Draws	Losses	Goals difference	Points		Wins (home matches)	Home matches Draws (home matches)	Losses (home matches)	Wins (away matches)	Away matches Draws (away matches)	Losses (away matches)
1st Germany	5	3	2	0	21	8	D, W, D, W, W	2	0	0	1	2	0
2nd Austria	5	2	2	1	3	6	W, L, D, D, W	1	1	0	1	1	1
3rd Switzerland	5	2	2	1	-2	6	D, W, W, D, L	1	2	0	1	0	1
4th Turkey	5	0	0	5	-22	0	L, L, L, L, L	0	0	3	0	0	2

Group 8

Team	Matches played	Wins	Draws	Losses	Goals difference	Points		Wins (home matches)	Home matches Draws (home matches)	Losses (home matches)	Wins (away matches)	Away matches Draws (away matches)	Losses (away matches)
1st Portugal	5	3	1	1	22	7	L, W, D, W, W	3	0	0	0	1	1
2nd Romania	5	2	1	2	-1	5	W, W, D, L, L	2	0	1	0	1	1
3rd Poland	5	1	2	2	-7	4	L, L, D, W, D	0	2	0	1	0	2
4th Israel	5	1	2	2	-14	4	W, L, D, L, D	1	1	0	0	1	2

Volleyball



Belgium

EuroMillions League, Belgium							2-Way		Total			Total (45.5) - 1st set	
No.	Date c	Home team	Away team				1	2		▼	▲	▼	▲
1689	Fri 20:30 3	Knack Roeselare	: Volley Haasrode Leuven				1.10	5.20	170.5	1.80	1.80	1.80	1.85

France

Pro A, France							2-Way		Total			Total (46.5) - 1st set	
No.	Date c	Home team	Away team				1	2		▼	▲	▼	▲
2345	Sat 20:00 3	Stade Poitevin VB	: Tours VB				1.80	1.80	185.5	1.80	1.80	1.60	2.05

Pro B, France							2-Way		Total			Total (45.5) - 1st set	
No.	Date c	Home team	Away team				1	2		▼	▲	▼	▲
258H	Fri 20:00 3	Frejus	: GFC Ajaccio				2.05	1.55	182.5	1.80	1.80	1.95	1.70

Hungary

NB I Extraliga, Hungary							2-Way		Total				
No.	Date c	Home team	Away team				1	2		▼	▲	▼	▲
148G	Sat 19:00 3	Kecskemeti RC	: Debrecen				4.40	1.15	164.5	1.80	1.80		
125A	Sat 19:45 3	MAV-Elore RA	: Kaposvar				1.28	3.10	170.5	1.80	1.80		

Italy

Serie A1, Italy							2-Way		Total			Total (45.5) - 1st set	
No.	Date c	Home team	Away team				1	2		▼	▲	▼	▲
2456	Sat 17:30	Valsa Group Modena Volley	: Revivre Milano				1.75	1.95	182.5	2.00	1.65	2.05	1.65

Poland

PlusLiga, Poland							2-Way		Total			Total (45.5) - 1st set	
No.	Date c	Home team	Away team				1	2		▼	▲	▼	▲
1BCF	Sat 17:30 3	Bogdanka LUK Lublin	: Zawiercie				1.70	1.95	185.5	1.85	1.75	1.95	1.65

Badminton



World

Yonex Open Chinese Taipei Men Doubles, World						2-Way	
No.	Date c	Home team	Away team			1	2
14CG	Fri 11:50 3	Keiichiro Matsui / Katsuki Tamate	: Kyohei Yamashita/Hiroki Midorikawa			3.90	1.18
127	Fri 12:30 3	Lu Ching Yao / Wei Chun Wei	: Chiu Hsiang Chieh / Wang Chi-Lin			5.90	1.10
13AB	Fri 13:30 3	Kang Min Hyuk / Ki Dong Ju	: Ko-Chi Chang / Li-Wei Po			1.12	4.70
69B	Fri 14:20 3	Rahmat Hidayat / Yerima Erich Yoche Jacob	: Takumi Nomura / Yuichi Shimogami			1.60	2.05

Yonex Open Chinese Taipei Men Singles, World						2-Way	
No.	Date c	Home team	Away team			1	2
1AF	Fri 11:00	Panitchaphon Teeraratsakul	: Kean Yew Loh			6.70	1.08
2578	Fri 11:40	Tzu Wei Wang	: Justin Shou Wei Hoh			1.34	2.80
257H	Fri 12:40	Ayush Shetty	: Brian Yang			1.80	1.85
279A	Fri 13:20	Tien Chen Chou	: Moh. Zaki Ubaidillah			1.26	3.50

Yonex Open Chinese Taipei Mixed Doubles, World						2-Way	
No.	Date c	Home team	Away team			1	2
23CH	Fri 10:50 3	Ye Hong Wei / Nicole Gonzales Chan	: Jafar Hidayatullah / Felisha Alberta Nathaniel Pasaribu			2.30	1.50
268D	Fri 11:00 3	Bing Kun Loo / Toh Ee Wei	: Ferdinansyah/Ramadhanti			4.40	1.15

Yonex Open Chinese Taipei Women Doubles, World						2-Way	
No.	Date c	Home team	Away team			1	2
145	Fri 10:50 3	Meilysa Trias Puspita Sari / Rachel Allesya Rose	: Liang Ching Sun / Yan Fei Chen			1.44	2.65
5DF	Fri 12:40 3	Mizuki Otake / Miyu Takahashi	: Ya Ching Hsu / Yu-Hsuan Sung			1.55	2.30
18H	Fri 13:30 3	Hsieh Pei Shan / En-Tzu Hung	: Yeon Woo Lee / Eun Na Jeong			4.50	1.14
2DH	Fri 14:10 3	Ching Hui Chang / Yang Ching Tun	: Rui Hirokami / Sayaka Hobara			2.15	1.60

Yonex Open Chinese Taipei Women Singles, World						2-Way	
No.	Date c	Home team	Away team			1	2
139G	Fri 11:00	Hung Yi Ting	: Hooda Unnati			3.15	1.32
15DG	Fri 11:50	Karupathevan Letshanaa	: Yu Jin Sim			6.30	1.09

American Football



North America

UFL, North America						Total		
No.	Date c	Home team	Away team				▼	▲
8G	Sat 02:00	San Antonio Brahmas	: DC Defenders			37.5	1.80	1.80
8H	Sat 19:00	Arlington Renegades	: Michigan Panthers			41.5	1.90	1.65
9B	Sun 18:00	Birmingham Stallions	: Houston Roughnecks			38.5	1.85	1.75
9D	Sun 21:00	Memphis Showboats	: St. Louis BattleHawks			37.5	2.00	1.65

USFL Conference

Team	Matches played	Wins	Draws	Losses		Wins (home matches)	Draws (home matches)	Losses (home matches)	Wins (away matches)	Draws (away matches)	Losses (away matches)
1st Michigan Panthers	6	4	0	2	W, L, W, W, L, ...	3	0	1	1	0	1
2nd Birmingham Stallions	6	4	0	1	W, LO, W, W, W, ...	2	0	0	2	0	1
3rd Houston Roughnecks	6	3	0	3	W, W, L, W, L, ...	1	0	2	2	0	1
4th Memphis Showboats	6	0	0	5	L, WO, L, L, L, ...	0	0	2	0	0	3

XFL Conference

Team	Matches played	Wins	Draws	Losses		Wins (home matches)	Draws (home matches)	Losses (home matches)	Wins (away matches)	Draws (away matches)	Losses (away matches)
1st DC Defenders	6	4	0	2	L, W, L, W, W, ...	2	0	1	2	0	1
2nd St Louis BattleHawks	6	4	0	2	W, W, L, L, W, ...	3	0	1	1	0	1
3rd Arlington Renegades	6	3	0	3	L, L, W, L, W, ...	3	0	1	0	0	2
4th San Antonio Brahmas	6	1	0	5	L, L, W, L, L, ...	0	0	1	1	0	4